

Exodus

Exile to Israel's Birth as a Nation



Weekly Foundational Bible Lessons in:

Torah (God's Teachings / Law)

Haftarah (Prophets & Writings)

Brit Chadashah (New Testament)

With Hebrew!

EL SHADDADAI MINISTRIES

We would like to give special acknowledgement and heartfelt thanks to the following people whose diligent work of love helped make this curriculum possible.

Thank you

First and foremost we want to give our heartfelt appreciation to Pastor Mark Biltz, El Shaddai Ministries, for the breath taking and eye opening teachings we receive from him weekly. The inspiration of his teachings, made this curriculum possible.

Rachel for using her amazing skills to find pictures and graphics.

Kyrsten with her special talent to provide Hebrew lettering.

All the musicians, singers, flag team and dance team members who gave their time and taught new dimensions of understanding that were so helpful in our times of Praise.

Created by:

Sherry Lush, Karen L. Cowen, Debora Sikes

Copyright © 2016 Sherry Lush, Karen L. Cowen, Debora Sikes All rights reserved.

Scripture references used in this volume are from the following:

The New King James Copyright © 1982 by Thomas Nelson.

Holy Bible, New International Version®, NIV® Copyright ©1973, 1978, 1984, 2011 by Biblica, Inc.®

The Holy Bible, English Standard Version. ESV® Permanent Text Edition® (2016). Copyright © 2001 by Crossway Bibles, a publishing ministry of Good News Publishers.

The Names of God Bible (without notes) © 2011 by Baker Publishing Group.

Complete Jewish Bible (CJB) Copyright © 1998 by David H. Stern.

EL SHADDADAI MINISTRIES

Table of Contents

How This Curriculum is Designed	2
Information for Teaching and Learning Hebrew.....	7
A Little More About Hebrew	8
Teacher's Instructions for Praise	10
Chapter 1 Shemot	13
Chapter 2 Va'era	37
Chapter 3 Bo	53
Chapter 4 Beshalach	69
Chapter 5 Yitro	87
Chapter 6 Mispatim	105
Chapter 7 Terumah	125
Chapter 8 Tetzave	145
Chapter 9 Ki Tisa	159
Chapter 10 Vayak'hel/Pekudei	175
<u>APPENDIX: Games and Activities</u>	
Game and Activity Teacher Instructions.....	189
Aleph-Bet 10 Words Trace and Say.....	191
10 Words, write the letters.....	192
10 Words, write the names.....	193
10 Words, write the Commandments.....	194

How This Curriculum is Designed

Vision of this Curriculum

To encapsulate and condense prominent points of each week's **Torah Portion (God's Teaching/Law), **Haftarah (Prophets and Writings)** and **Brit Chadashah (New Testament)** so they can be read and understood in just a few minutes by the young and young at heart

**To help each reader incorporate the Word they are reading into their lives

**To help each reader see how the Bible is connected from cover to cover - It is not two separate books.

**To introduce Hebrew words and understandings into each lesson and build Hebrew vocabulary.

Mission Statement

Our prayer is that the readers of this curriculum will be active participants in the process of relating the Word of God to their own lives. To assist in this process, questions are peppered throughout the "Story" to encourage all to apply and personalize the Word. With the help of the Holy Spirit, we hope each reader will be encouraged that they can read, understand and see how the Bible relates to their lives. With this purpose in mind, the Biblical text is used on the Work Pages.

Hebrew words and definitions are included in the lessons along with Hebrew writing practice to expand Hebrew vocabulary. In keeping the original language of the Bible in mind, hopefully, the Word will be seen through the Israeli-centric, Middle Eastern culture in which it was written. It is a thoroughly Jewish book.

The ultimate goal of this curriculum is to keep all involved, discovering the wonders of His Word, and that His Word will create a thirst in each one both to love Him and to walk in His ways!

Teacher's Lesson Flow Pages

You will notice that the various components making up the Teachers' Lesson Flow pages are laid out in a circle. We've adopted this circular way of teaching and thinking as it is the biblical way of teaching and thinking. In Greek thinking, time is laid out like a straight line, and events are checked off as they happen, as though they are finished and will never happen again.

But the biblical way of thinking about time is depicted in Isaiah 46:9 and 10 where it states:

*"Remember the former things of old, for I am God, and there is no other;
I am God, and there is none like Me, declaring the end from the beginning,
and from ancient times things that are not yet done;
saying, My counsel shall stand, and I will do all my pleasure;"*

The Lord declaring in Isaiah that to understand the end, it is necessary to go back to the beginning! Time is not a flat line, but rather circular in nature. Events are connected like the minutes on a clock that begin at 12:00, then second by second, or event by event during the hour, the long clock hand circles back to the beginning point at the same time moving forward one hour – each second and event connected to the previous one.

*"As Yeshua (Jesus) said, "But as the days of Noah were, so shall also
the coming of the Son of Man be." Matthew 24:37*

Again, we see this concept of going back to what was – in the days of Noah, - to see what will be in the future – at the Lord's return! The circular relation of time and events is portrayed.

It was with this concept in mind that the **Teacher's Lesson Flow** Pages were designed.

1. We begin with **Praise to our God** on the **Praise Page** as the Word says:
"Enter His gates with thanksgiving, and into His courts with praise. Be thankful to Him, and bless His name." Psalm 100.
 - A. During this year, the students will learn **7 Hebrew Praise Words** and their meanings and significance. We begin in Genesis with the Hebrew word "Hallel". If you take the Hebrew letters of the word "Hallel" individually, they mean "Behold! the tongue, the tongue is made for praise." To practice praising the LORD, we have the children speak out their praise and provide a space where the children can write their praise.
 - B. We read and briefly discuss one of the **Fruit of the Spirit** using the definition provided. That specific Fruit of the Spirit can be included as it comes up in discussion regarding the lesson and as it applies to the lives of the children. To help the children apply the Fruit of the Spirit we ask questions and discuss how they will use this at home, school, during play time and with their family this week. Another way to approach learning the Fruit of Spirit is to ask how it feels or what happens when you don't have this Fruit of the Spirit functioning in your life.

- C. Then the **Life Verse** is read and a song or a game can be used to practice the verse 2 or 3 times. Use any familiar “nursery rhyme song tunes” inserting the words to the Bible verse. You can also write the words of the verse on the board, have the children say all the words, then erase 1 to 3 words each time they say it, until all the words are gone and they can still say the verse.
2. We then move on to a **Hebrew writing lesson**. More thorough directions are given regarding these lessons on the Teacher’s Special Instructions pages prior to each lesson.
3. **The Story**: At this point the story is read. The story is a compilation of the **Torah portion (God’s Teachings / Law)**, the **Haftarah (Prophets and Writings)** and the **Brit Chadashah (New Testament)** which are woven together in story form. Seeing how the three areas of Scripture are connected is always exciting. It takes approximately 5 minutes to read the story. You can use great flexibility in the reading of the story. You can stop at any point and discuss what the story is about, asking questions like:

*Are the people in the story doing what God has said to do?

*What are possible consequences for the actions of the people? Etc.

The questions are endless and help keep the kids drawn into the story. You may want to have them act out a scene, or maybe they could do a pantomime as the story is being read.

Give the children words to listen for as the story is read, and when they hear these word, they should STAND! Children’s bodies are made to move. Physical involvement is a good thing. With physical involvement they can also practice self-control by following directions and only doing as they have been directed. Be sure to commend those following the directions given. For instance, the team following direction gets extra points on the board or extra turn or ??? You can be creative with this!

Be as creative as you would like while keeping the children involved with the story and the characters in the stories. You will note that the script also has questions woven into the story as concepts unfold.

4. **Lesson Pages**

- A. When you get to the quoted Scriptures in the Children's Lesson Pages, it is always important to compare the Word with the answers that were given during the story time. Of course, making any clarifications in a positive way. Only the Word contains the truth, and our great desire is to train the children **to always go to God's Word for the truth**, regardless of how good an answer may sound or who may have given the answer.
- B. Moving into the **Children's Work Pages**, we begin with the **Torah Portion (God's Teachings / Law)**. The main points covered in the lesson are listed
- C. Following the Torah portion and connected to it is the **Haftarah (Prophets and Writings)**. The connecting points are listed that will be addressed.
- D. The teaching concludes with the **Brit Chadashah (New Testament)**. Again, the main points to be covered are listed, and connect with the Torah portion and Haftarah portion.

Covering these three portions of Scripture shows us the *interaction of the Most High God with people* – His love, care, involvement, His correction and blessings are all woven into these stories. And they show how with unique similarities, the Word of God is amazingly woven together. We see the Old Testament and the New Testament are all one book with one message from cover to cover. It is exciting to "connect the dots" and to discover that our God does not change; He is the same yesterday, today and forever!

Games/Activities

It is important to keep the children involved in the lessons. *God's Word is not a lecture, it is alive and vibrant – full of action and mystery, battles, angels, victories, losses and love – bursting with true accounts of God interacting with people!* We want to teach this amazing Word with great excitement and enthusiasm. With this in mind, games and activities are included with each lesson both for fun and to re-enforce concepts presented. You will find general games that can be played with any lesson on pages 255-256.

It is the goal of this curriculum to pass on a love for God's Word and with the help of the Holy Spirit to create a desire in each child to keep coming back for more. With this goal in mind, we encourage you to weave games, skits, songs, flagging and various other activities into your lessons. In other words, HAVE FUN!

The more involvement the children have in the lessons, the more they will learn and love the Word!

Why We Include Hebrew

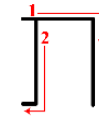


Moses used Hebrew to write the first five books of the Bible. The prophets

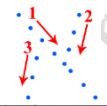

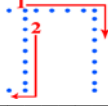
wrote their revelations from God in Hebrew! Hebrew is the original language of the Bible! If you want the purest meaning of a text, it is always best to read a book in the original language as every translation, regardless of how carefully it is done, will vary somewhat from the original. Why is that the case? Because words and cultures in which they are spoken will carry meaning that simply cannot be adequately conveyed in another language. In this curriculum, we go back to Hebrew to look at some of the Hebrew names of God and some of the original words used in the stories to give depth of understanding and shed light on the original words and meanings.

Hebrew helps us understand the Bible from the Hebraic, Middle Eastern perspectives and Jewish culture in which it was written. Without this understanding, we can veer off and assign understandings that were not intended. Certainly, God's Word endures to every generation and is for all people, and at the same time, it is a thoroughly Jewish book and needs to be understood through this lense. When we attempt to understand this Book through a Western/Greek mindset, problems can arise. Hebrew helps steer us in the direction of the original intention.

Every letter in Hebrew is **alive** and **loaded with meanings**! Unlike English, Hebrew letters not only make a sound, but they represent various "pictures"!

Each letter represents several pictures, and even one, 3 letter word can relate a story or concept. Let me give you an example.

The Hebrew word for **SIGN** is Tav  Vav  Aleph 

 means God  means nail  means cross or covenant

when you combine the meanings of each of these letters, you see the **SIGN** would be **God nailed to the cross!!** Isn't that incredible?!! The good news in one three letter Hebrew word!

English translations of the Bible quote Jesus (Yeshua) as saying, I am the Alpha and the Omega..... Alpha and Omega represent the Greek translation and refer to the first and last letters in the Hebrew alphabet.

But in Hebrew, the letters Alpha and Omega would be Aleph and Tav!

Aleph and Tav are the first and last letters of the Hebrew alphabet.

Yeshua is saying – *I am the living Word* – every letter of the Hebrew aleph-bet *comes alive in Him*. Every word consisting of the Hebrew alphabet from the Aleph to the Tav *is about Him – The Word that is alive!* (John1:1, 1:14)

Your enthusiasm for learning this language will rub off on the children you teach. You will be encouraged and love seeing their joy in learning the language of the Bible.

God bless you as you teach the next generation of God's children.

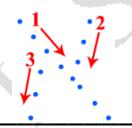
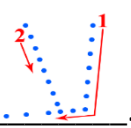
Welcome to this marvelous adventure!

Information for Teaching and Learning Hebrew

When you begin the adventure of learning Hebrew, it is important to realize that Hebrew is rich, dynamic and alive with meaning. The Hebrew Aleph-bet differs greatly from the English alpha-bet. In English, every letter represents a sound or possibly even two or three sounds. In English, letters only represent sounds. In English, there are consonants and vowels.

As in English, every letter of the Hebrew Aleph-bet makes a sound. The sound it makes is the first sound of its name. There are a few letters that can make two sounds. The sound changes of these letters will be the result of a "dot" located within or on top of the letter. However, in Hebrew there are no vowels. A system of vowel points is used to indicate the vowel sound that may accompany any letter.

Out of the 22 letter Hebrew Aleph-bet, there are 2 silent letters:

aleph  and ayin . These letters' sounds will vary according to the vowel points as used in individual words. As single letters though, they make no sound.

This curriculum does not address vowel points, but the word will be transliterated in the margin for your convenience. The transliteration will be the English pronunciation of the Hebrew word.

Every Hebrew letter also has a numerical value. You will find the list of the letters and their numerical value in Appendix A page 236-240 and will be applied to specific lessons.

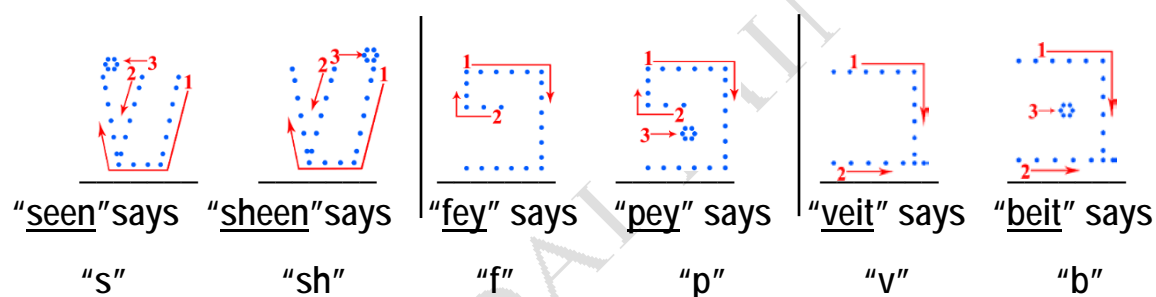
Every Hebrew letter has a variety of pictures and meanings that it can represent. A three letter word can have a specific meaning and have a sentence to a paragraph in additional meaning within the three letters. This will be demonstrated throughout this curriculum. Basic picture meanings are listed on page 236-240.

If the Hebrew writing pages are used consistently, a recognition of the words used from week to week will occur. The children begin to recognize them quite quickly.

A Little More About Hebrew

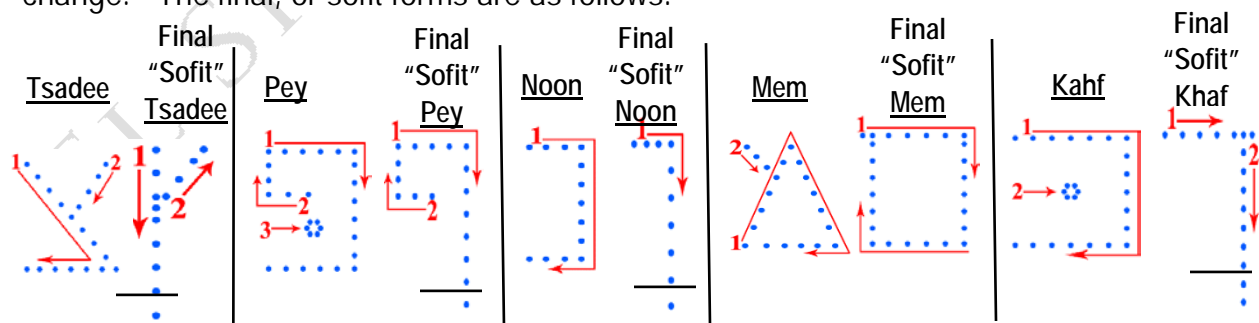
It is good to be aware that there are a few letters in Hebrew that look very similar, but they make different sounds. So recognizing the minor differences is very important.

The following are letters that have sound changes because of a "dot":



You can see that the above letters change sounds according to the position of the dot in or above the letter.

There are no "capital" letters in Hebrew, but five letters have a different "Final Form" referred to as the Sofit form. This means they are the last letter in a word, their form will change. The final, or sofit forms are as follows:



Knowing the “dots” change the sound a letter makes and recognizing the final forms of the above letters is a big step in beginning to understand Hebrew.

For beginners in Hebrew we teach the Hebrew letter, it's corresponding number and the matching commandment. The following pages show the connections. You can practice these in a number of ways.

1. Practice saying the letters and numbers out loud.
 - a. Boys say the Hebrew letter name and girls say the corresponding number.
 - b. Together, they say the commandment that goes with the number and letter.
2. Sing the 10 Commandment Song
3. Cut the separate components of the “10 Word” page into its separate components: letters, numbers and commandments. Mix all the above parts and have contests with teams or with individuals. The first ones to arrange the parts correctly, win.
3. Fill in the missing names on the “10 Word” page.
4. Practice all the letters on the Aleph-Bet Activity Page and learn the sound and numerical value of each letter. Be sure to practice the sound each letter makes.

Welcome to this wonderful world of getting to know the holy language!

Teacher's Instructions for the Praise Page

Beginning the teaching time with praise helps set the mood for the entire session. During this time we want to help the students develop an attitude of praise to the Lord at all times. As David said, "I will bless the LORD at all times; His praise shall continually be in my mouth." (Psalm 34:1) Encouraging the students to actively participate in this praise is an important role of the teacher. Praise can be quiet, while you are seated, and praise can occur all during the day while you are up and busy physically. Praise can happen in groups, and it can flow forth from you during the day when you are by yourself. Psalms 51:15 states, "And my mouth shall show forth Your praise." We are told of groups praising the LORD in II Chronicles 23:5, "...4,000 praised the Lord with musical instruments..."

Praise lifts our focus to the Lord and reminds us of His greatness and faithfulness to us. Even when we are having a "bad" day, praise lifts our spirits and our hope, for when we are praising God, our attention goes from our circumstances to the God of all hope who is loving and kind and whose mercy endures forever. Let's help our students develop an outlook that embraces and expresses praise for our awesome God!

Following are suggestions to encourage the students to become involved in their praise for the Lord:

1. Practice praising the Lord, yourself. When the teacher practices the habit of praising the Lord, the teaching becomes genuine!

2. Have the students stand or walk or raise their hands, etc. as you begin the lesson on praise. It is good to have organized ways for the students to move in class. Bodies are created to move, and moving helps the students pay attention as well as learn ways of expressing praise to the Lord. Praise can be quiet, or it can be buoyant in dance, flagging, singing, clapping or raising hands to the Lord.

3. A "rule" that will bring success to both teacher and students is: If you have talked for 30 seconds, you have talked too long! After 30 seconds of listening to someone talk, the students will begin to lose

focus and their minds will wander. Keep talking time by the teacher crisp and focused by using as few words as possible.

4. Watch your students' eyes! If you have lost eye contact, you have lost them.

5. Help keep the students involved by giving them physical actions to use with the words of praise, or by bringing in musical instruments or flags to supplement the praise times. This is a great time to incorporate music as a way of praise, so come ready to sing. If you don't sing, you can ask someone who does to come and help, or you can always use CD's for your music.

6. Develop the skill of keeping the attention of your students by asking questions as you teach that keep the students involved in the learning process. As students articulate answers to your questions, learning is occurring! Their answers will also tell you if they are understanding the lesson. If you hear confusion, this is the perfect time to re-teach and clarify.

The following are *examples of questions* that help keep students involved during the Praise time:

1. Teacher: Is God good?

Students reply: YES!

2. Teacher: Even when things aren't going your way, is God good?

(This question could branch into an interesting discussion.)

Students reply: YES! – God is always good!!

3. Teacher: So we can praise God all the time?

Students: YES!

4. Do you know someone in the Bible who praised God all the time?

(If they don't know, teach them a QUICK (1minute or less) story about David, and remind them that David praised the Lord all the time. In fact, he said, "I will bless the Lord at all times, His praise shall continually be in my mouth!"

5. Teacher: Let's practice thanking God by saying this week's fruit of the Spirit definition together.
6. Teacher: An example of helping the students understand the fruit of the Spirit is as follows: When doing "Peace" as the fruit of the Spirit, you could bring in pictures of a green meadow or a quiet stream, etc. and discuss with the students how these images help us understand the peace of the Holy Spirit. You can always be creative in introducing and teaching these topics.
7. At this point, you can have the students sit down and write a way that God has blessed them during the week or on that day.

You are on your way now. May the Lord bless you and inspire you as you Praise Him and teach the next generation of His children the beauty of praising our Lord!

The following are a few verses to inspire praise:

- Ps. 139:14 I will praise you for I am fearfully and wonderfully made.
Ps. 149:3 Let them praise His name with dance; let them sing praises to Him with timbrel and harp.
II Chr. 7:6b His mercy endures forever!
Ps. 7:17 I will praise the Lord according to His righteousness.
Ps. 138:2 And praise Your name for Your lovingkindness and truth.
Ps. 118:21 I will praise you for You have answered me, and have become my salvation.
Ps. 118:28 You are my God and I will praise You; You are my God, I will exalt You.
II Chr. 20:19 The Korahites stood up to praise the Lord God of Israel with voices loud and high...
Ps. 42:4b I went with them to the house of God with the voice of joy and praise with a multitude that kept a pilgrim feast.
Ps. 74:21 Let the poor and the needy praise Your name.
Ps. 117:1 Praise the Lord, all you Gentiles! Laud Him, all you peoples!

Teacher's Lesson Flow: Shemot (Names) שמות

Ex 1:1-6:1 ~ Is 27:6-28:13; 29:22-23 ~ Mark 1-2

Life Verse: Exodus 3:14-15 (NIV)

¹⁴ God said to Moses, "I AM WHO I AM. This is what you are to say to the Israelites: 'I AM has sent me to you.'" ¹⁵ God also said to Moses, "Say to the Israelites, 'The LORD, the God of your fathers—the God of Abraham, the God of Isaac and the God of Jacob—has sent me to you.'"
"This is MY name forever, the name you shall call ME from generation to generation."

5.

Reinforcing the WORD to Build "Banah" lives

- Prayer and Praise Words to Thank YHVH God.
- Review Quickly Life Verse: Exodus 3:14-15
- Review the Hebrew letters and vocabulary.
- What do you remember the story of Moses?
- Did God have a plan for Moses' life?
- How did God love and help Moses?
- Do you believe GOD LOVES you and GOD can HELP you?
- Have you chosen to obey HIS WORD?
- Do you love God's family?

4.

New Testament "B'rit Chadashah"

- God will make you fishers of men
- Mark 1:17
- Yeshua heals
- Mark 1:40-41, 2:8-11
- Yeshua forgives and saves - Mark 2:5

**God Has a
Plan for
Israel and
your life**

1.

Start Here

PRAISE "Hallel"

- Practice Prayer and Praise Words to the Lord including the Fruit of the Spirit Definition and Hebrew Praise Word.
- Say and practice Life Verse
- Hebrew Writing Practice
- Read Story

3.

Prophets/Writings "Haftarah"

- God's desire for trust - Isaiah 26:3-4
- God guards Israel - Isaiah 27:3
- Some hard consequences
- Isaiah 29:6
- Take their sins away - Isaiah 27:9
- Promise of the trumpet - Isaiah 27:13
- Learn that God is Holy
- Isaiah 29:23-24

Children's work pages begin here!

2.

God's Teachings/Law - "Torah"

- Jacob's family in Egypt - Exodus 1:1-22
- Moses birth and choices - Exodus 2:1-10
- God's responses to Israel's cry for help
- Exodus 3
- God's Name YHVH - Exodus 3:14-15

Teacher's Special Instructions

We start with a lesson on the Hebrew language. We will both write and speak Hebrew.

We do this for two reasons:

- 1) All students are at the same level in learning a new language, and they enjoy it.
- 2) It gives the students a chance to learn biblical truths embedded in the original language of the Hebrew Scriptures (Old Testament). Start by pointing out they are used to reading from left to right, but Hebrew reads from right to left. They also will need to write Hebrew from right to left.

Materials and Vocabulary:

- a. White board, black board or large easel and paper
- b. Markers
- c. Handouts or writing paper for the students
- d. Pens or pencils for the students

Shemot (Names)

Barak (Humble, Bow down)

Kadosh (Holy)

Preparation:

- a. Choose 2 or 3 Hebrew words from the Hebrew writing page(s). On the board, write the words in English and in the transliterated form given in the left column of the Hebrew writing page(s).
- b. Leave space to write the word in Hebrew.
- c. Explain that the letters they see on the page are written in book print like they might see on a sign, or that they would print themselves.
- d. The words used on their Hebrew writing pages are all words that are related to each individual lesson. Generally, a Hebrew word is chosen from the lesson and emphasized each week, both to teach character and increase understanding of the concepts being taught. New words will be in the box on the upper right of this page. We also teach various names of the Triune God in Hebrew.

Israeli street sign



Procedure:

- a. Demonstrate the writing procedure of two or three Hebrew words on the board. Have the students follow your directions on their work pages. Be sure to point out the special features of each letter.
- b. Then have the students try a few words on their own, or complete the rest of the page. The ability to finish the whole exercise will depend on how much time you have. (2 to 5 minutes time is needed to finish the page.)

Games/Activities: Normally games are played after children's work pages are complete.

Discuss why we need to know who our God is and go over that page first. See: 13 Attributes of God "Find the Definition" on page 35.

Teacher's Instructions for the Praise Page

Beginning the teaching time with praise helps set the mood for the entire session. During this time we want to help the students develop an attitude of praise to the Lord at all times. As David said, "I will bless the LORD at all times; His praise shall continually be in my mouth." (Psalm 34:1) Encouraging the students to actively participate in this praise is an important role of the teacher. Praise can be quiet, while you are seated, and praise can occur all during the day while you are up and busy physically. Praise can happen in groups, and it can flow forth from you during the day when you are by yourself. Psalms 51:15 states, "And my mouth shall show forth Your praise." We are told of groups praising the LORD in II Chronicles 23:5, "...4,000 praised the Lord with musical instruments..."

Praise lifts our focus to the Lord and reminds us of His greatness and faithfulness to us. Even when we are having a "bad" day, praise lifts our spirits and our hope, for when we are praising God, our attention goes from our circumstances to the God of all hope who is loving and kind and whose mercy endures forever. Let's help our students develop an outlook that embraces and expresses praise for our awesome God!

Following are suggestions to encourage the students to become involved in their praise for the Lord:

1. Practice praising the Lord, yourself. When the teacher practices the habit of praising the Lord, the teaching becomes genuine!

2. Have the students stand or walk or raise their hands, etc. as you begin the lesson on praise. It is good to have organized ways for the students to move in class. Bodies are created to move, and moving helps the students pay attention as well as learn ways of expressing praise to the Lord. Praise can be quiet, or it can be buoyant in dance, flagging, singing, clapping or raising hands to the Lord.

3. A "rule" that will bring success to both teacher and students is: If you have talked for 30 seconds, you have talked too long! After 30 seconds of listening to someone talk, the students will begin to lose

focus and their minds will wander. Keep talking time by the teacher crisp and focused by using as few words as possible.

4. Watch your students' eyes! If you have lost eye contact, you have lost them.

5. Help keep the students involved by giving them physical actions to use with the words of praise, or by bringing in musical instruments or flags to supplement the praise times. This is a great time to incorporate music as a way of praise, so come ready to sing. If you don't sing, you can ask someone who does to come and help, or you can always use CD's for your music.

6. Develop the skill of keeping the attention of your students by asking questions as you teach that keep the students involved in the learning process. As students articulate answers to your questions, learning is occurring! Their answers will also tell you if they are understanding the lesson. If you hear confusion, this is the perfect time to re-teach and clarify.

The following are *examples of questions* that help keep students involved during the Praise time:

1. Teacher: Is God good?

Students reply: YES!

2. Teacher: Even when things aren't going your way, is God good?

(This question could branch into an interesting discussion.)

Students reply: YES! – God is always good!!

3. Teacher: So we can praise God all the time?

Students: YES!

4. Do you know someone in the Bible who praised God all the time?

(If they don't know, teach them a QUICK (1minute or less) story about David, and remind them that David praised the Lord all the time. In fact, he said, "I will bless the Lord at all times, His praise shall continually be in my mouth!"

5. Teacher: Let's practice thanking God by saying this week's fruit of the Spirit definition together.
6. Teacher: An example of helping the students understand the fruit of the Spirit is as follows: When doing "Peace" as the fruit of the Spirit, you could bring in pictures of a green meadow or a quiet stream, etc. and discuss with the students how these images help us understand the peace of the Holy Spirit. You can always be creative in introducing and teaching these topics.
7. At this point, you can have the students sit down and write a way that God has blessed them during the week or on that day.

You are on your way now. May the Lord bless you and inspire you as you Praise Him and teach the next generation of His children the beauty of praising our Lord!

The following are a few verses to inspire praise:

Ps. 139:14 I will praise you for I am fearfully and wonderfully made.

Ps. 149:3 Let them praise His name with dance; let them sing praises to Him with timbrel and harp.

II Chr. 7:6b His mercy endures forever!

Ps. 7:17 I will praise the Lord according to His righteousness.

Ps. 138:2 And praise Your name for Your lovingkindness and truth.

Ps. 118:21 I will praise you for You have answered me, and have become my salvation.

Ps. 118:28 You are my God and I will praise You; You are my God, I will exalt You.

II Chr. 20:19 The Korahites stood up to praise the Lord God of Israel with voices loud and high...

Ps. 42:4b I went with them to the house of God with the voice of joy and praise with a multitude that kept a pilgrim feast.

Ps. 74:21 Let the poor and the needy praise Your name.

Ps. 117:1 Praise the Lord, all you Gentiles! Laud Him, all you peoples!

Prayer and Praise Words

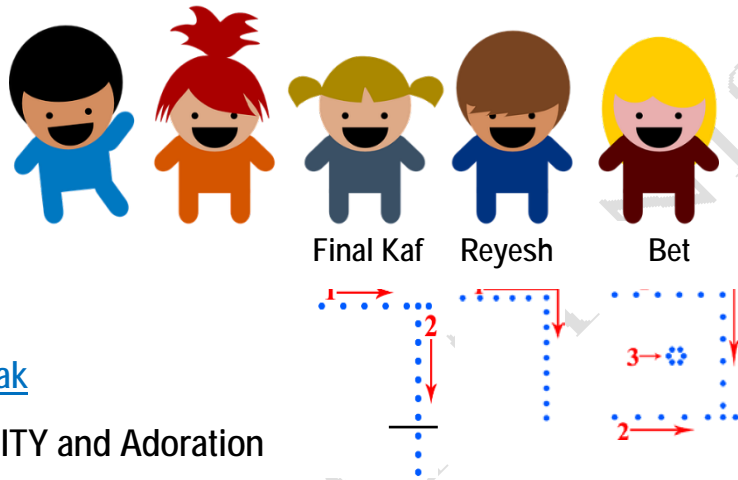
(Thank you ...Bless you...)

Faithfulness: Thank you, Lord, that **You will always care** for me and **never leave me**.

1. Let's thank God for one thing He has blessed you with this week.

Write your thank you here:

PRAISE is a way to THANK GOD for HIS Goodness to us and others.



Praise word: Barak

EXPRESS HUMILITY and Adoration

Barak means "to kneel down, to bless God as an act of adoration."

- **Beit** means **House**
- **Reysh** means **a person, the head, the highest**
- **Kaf** means **palm, to cover, to open or allow**

Barak could mean: What the household of the highest allows. To be blessed could mean: To do what the highest in the house allows. Is God the head of your house and your heart?

Psalm 95:6 (NKJV)

Oh come, let us worship and bow down; Let us kneel before the LORD our Maker.



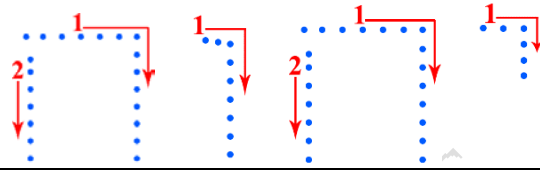
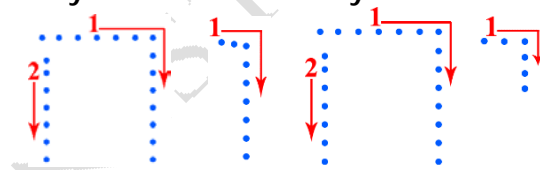
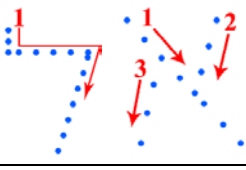
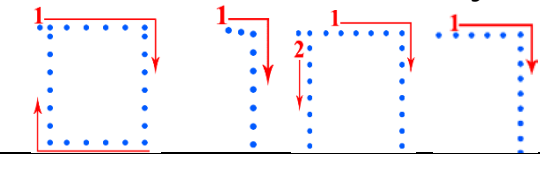
Life Verse: **Exodus 3:14-15 (NIV)**_(Say, Sing, Game for Practice)

¹⁴ God said to Moses, "I AM WHO I AM. This is what you are to say to the Israelites:

'I AM has sent me to you.'" ¹⁵ God also said to Moses, "Say to the Israelites,



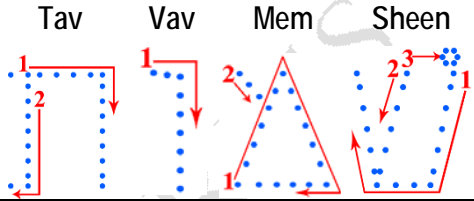
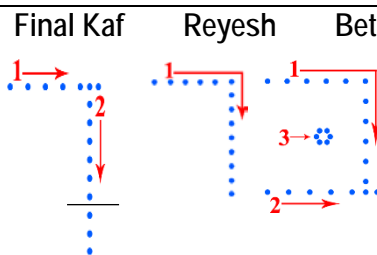
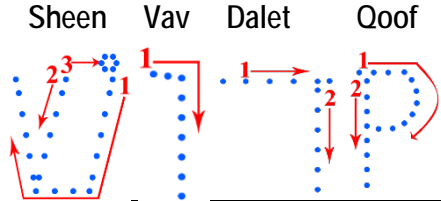
'The LORD, the God of your fathers—the God of Abraham, the God of Isaac and

the God of Jacob—has sent me to you.' "This is MY name forever, the name you shall call ME from generation to generation.

Hebrew/English	 Write and read Hebrew from right to left.  Start here
YHVH (The LORD, Adonai, Yahweh, Unchanging Covenant keeper)	<div>Hey Vav Hey Yood</div> 
Practice Writing	
YHVH (The LORD, Adonai, Yahweh, Unchanging Mercy Giver)	<div>Hey Vav Hey Yood</div> 
Practice Writing	
EI (God, Creator, King, Able to Give Mercy)	<div>Lamed Aleph</div> 
Practice Writing	
Rachum (Compassionate, Merciful)	<div>Final Mem Vav Chet Reysh</div> 
Practice Writing	



GOD has a Plan for your life

Hebrew /English	<div>  Write and read Hebrew from right to left  Start here </div>
Shemot (Names)	<div> <div>Tav</div> <div>Vav</div> <div>Mem</div> <div>Sheen</div> </div> 
Practice Writing	
Barak (kneel to bless)	<div> <div>Final Kaf</div> <div>Reyesh</div> <div>Bet</div> </div> 
Practice Writing	
Kadosh (Holy)	<div> <div>Sheen</div> <div>Vav</div> <div>Dalet</div> <div>Qoof</div> </div> 
Practice Writing	

Shemot – These Are the Names - שמות

Exodus 1:1-6:1 ~ Isa.26:3-29:24 ~ Lk. 5:12-39 ~ Mk. 1 – 2:28


Did you know that God has a special plan designed just for your life? He does. Today we will begin to see the amazing plan He had for the life of Moses.



You will remember that 70 people went into Egypt, but while they were in Egypt, even though they had been slaves, they had multiplied greatly in number. After more than 200 years in Egypt, there arose a new king who did not know Joseph. He feared the children of Israel who were now such a huge group! Do you think he was afraid because they had become such a large group? So He had the Egyptians afflict them and treat them harshly. Then

the king told the women to kill their new born baby boys! Can you imagine such a thing? But the ladies did not obey this terrible order, and they saved the baby boys. (Ex.1:1-22)

During this turbulent time Moses was born to a couple from the tribe of Levi. They hid Moses for a while, then they built a small ark, put Moses in it and laid the little ark in the reeds in the river. Miriam, Moses' sister, watched from the bank of the river to see what would happen to him, and would you believe, the daughter of Pharaoh came to bathe in the river and found Moses!! Miriam approached and asked if she could find a nurse to feed the child, and Pharaoh's daughter said, Yes! Of course, his sister took him to their mother who nursed him until he went to live with Pharaoh's daughter, then she raised him as her son. (Ex. 2:1-10)



When Moses grew up, he went out to his Hebrew brothers. There he saw an Egyptian beating a Hebrew. He was so upset that he killed the Egyptian! Then he realized how serious this was, and he ran into the desert as he heard that Pharaoh wanted to kill him. While in the desert Moses was a shepherd. (Ex. 2:11-20)

While Moses was in the desert, the oppression of the Hebrews continued and was nearly unbearable. They groaned under this oppression. Their groans reached God, and **God remembered** His covenant with them. Does that mean that God had forgotten?? Of course not! It means that God began **to move** to help them. **God then called Moses** to lead the Israelites out of Egypt, so they could serve Him and live in a large and good land flowing with milk and honey. (Ex. 3:7-13) Did you find 2 reasons telling why God wanted to rescue the Israelites?

Moses listened to God say that He would send him in to Pharaoh, and Moses said, Who am I that I should go to Pharaoh and bring the children of Israel out? And then He asked God:

Indeed, when I come to the children of Israel and say to them, the God of your fathers has sent me to you, and they say to me, What is His name? What shall I say to them? Why do you think that was a good question?

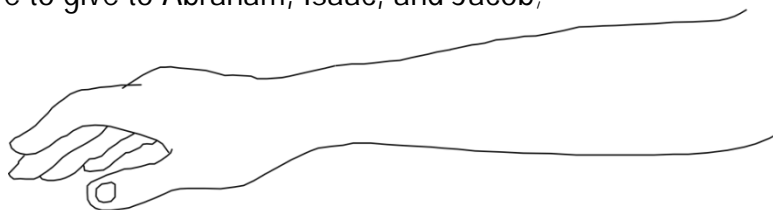


And God said to Moses, I AM WHO I AM. And He said, You shall say to the children of Israel, I AM has sent me to you.The LORD God of your fathers, the God of Abraham, the God of Isaac, and the God of Jacob, has sent me to you. This is My name forever..... (Ex 3:14,15)

God spelled His name  Yood, Hey, Vav, Hey

and that name means the Becoming One, because God becomes to us what we need! There is no other name that can compare to this name! You can talk about what this means to you today! There is no other God like our God. How many ways can you name that makes our God like no other?

God also had a message for Moses to give to the Israelites. As you listen to this message, find what you think is the most amazing part: I am the LORD; I will bring you out from under the burdens of the Egyptians, I will rescue you from their bondage, and I will redeem you with an outstretched arm and with great judgments. I will take you as My people, and I will be your God. then you shall know that I am the LORD your God who brings you out from under the burdens of the Egyptians. And I will bring you into the land which I swore to give to Abraham, Isaac, and Jacob; I am the LORD. (Ex.6:6-8)



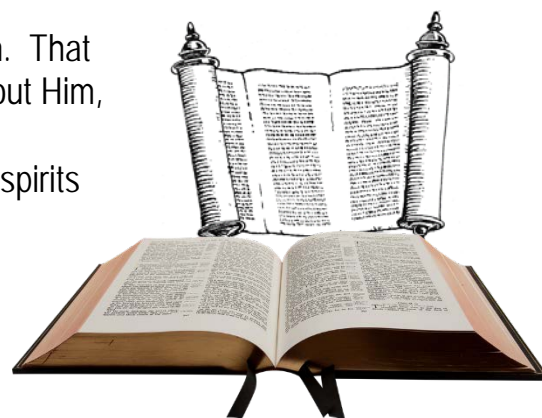
Remember the promises God made to Abraham, Isaac and Jacob about His people being in this special land? Well, the little family that began with Abraham now number about 3 million!! That family has become a NATION – even in very hard times! And now God is going to move His people into the land He had promised.

God had a plan for Moses' life, and He has a plan for the nation of Israel! The prophet Isaiah tells us God wanted Israel to trust Him forever and to think about Him. (Isa. 26:3,4) And God guarded Israel night and day. (Isa. 27:3) Even though Israel went through some very hard consequences, (Isa.29:6) their sins would be taken away! (Isa.27:9) And on that day a great trumpet will blow, and the outcasts who are about to perish shall worship the Lord in Jerusalem!! (Isa. 27:13) Now they will trust and think about God who saves them, and worship Him. Now they will understand and learn about God, and set God apart for He is Holy! (Isa. 29:23,24) Can you name the things that God planned for Israel to do? How are God's plans for Israel and you the same?



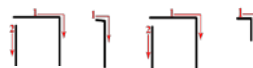
Remember how God told Moses His name is  Yood, Hey, Vav, Hey and that means the Becoming One? In the Brit Chadashah, Yeshua showed how this is a true name. Let's look at just a few things that He did to teach us that He can do for us WHATEVER we need:

- He said He can make us fishers of men if we follow Him. That means He can give us the ability to speak to people about Him, and He will make them believers too! (Mk.1:17)
- He told unclean spirits to leave people and the unclean spirits obeyed Him! (Mk. 1:21-28)
- He healed a man who had the disease of leprosy! (Mk.1:40-42)
- He forgives sins! (Mk.2:5)
- He healed a man who was paralyzed! (Mk.2:8-11)
- He teaches people the true meaning of the Scriptures. (Mk.2:23-28)



This is just a little sample of the things Yeshua did while He was on the earth, but you can see that

NOTHING IS TOO HARD FOR HIM --- He is



Yood Hey Vav Hey

-- The God who becomes what you need!

Pharaoh fought against God even when he saw the amazing miracles God brought against Egypt. When Yeshua came to earth, some of His own people said, He is out of His mind. They did not want to believe He was God, even though He did miracles wherever He went.

Pharaoh knew God did miracles, and the people of Yeshua's time knew He did miracles. Knowing this is great, and God still does miracles for His people. But even miracles sometimes do not cause people to serve God and do His will, and this is what He really wants. He wants you to know what Yeshua said: **For whoever does the will of God is My brother and My sister and mother!** (Mk3:35) When we obey God by doing His will we are part of His family. God does miracles, and we do His will – this is how we serve God.

God had a plan for Moses' life, and Moses served God by doing what he asked. God will show you His plan for your life as you serve and obey Him, just like Moses.



Who is our God?

Exodus 34:6-7 New American Standard Bible (NASB)

⁶ Then the LORD passed by in front of him and proclaimed,
“The LORD, the LORD God, compassionate (merciful) and
gracious, slow to anger, and abounding in lovingkindness and
truth;
⁷ who keeps lovingkindness for thousands,
who forgives iniquity, transgression and sin;
yet He will by no means leave *the guilty* unpunished, visiting the
iniquity of fathers on the children and on the grandchildren to the
third and fourth generations.”

Galatians 5:22-23 Complete Jewish Bible (CJB)

²² But the fruit of the Spirit is
love, joy, peace, patience, kindness, goodness,
faithfulness, ²³ gentleness (humility), self-control.
Nothing in the *Torah* stands against such things.

Read TORAH (God's Teachings / Law) Exodus 1:1-11

Exodus 1:1-8,11 (NIV)

¹ These are the names of the sons of Israel who went to Egypt with Jacob, each with his family:

² Reuben, Simeon, Levi and Judah; ³ Issachar, Zebulun and Benjamin; ⁴ Dan and Naphtali; Gad and Asher.


⁵ The descendants of Jacob numbered seventy in all; Joseph was already in Egypt.

⁶ Now Joseph and all his brothers and all that generation died, ⁷ but the Israelites were exceedingly fruitful;

they multiplied greatly, increased in numbers and became so numerous that the land was filled with them.

⁸ Then a new king, to whom Joseph meant nothing, came to power in Egypt.

¹¹ So they put slave masters over them to oppress them with forced labor, and they built Pithom and Rameses as store cities for Pharaoh.



Circle Answers:

1. What are the names of the sons of Israel who went to Egypt with Jacob (Israel)?
2. How many Traveled to Egypt? _____
3. Joseph was _____ in _____.
4. Joseph and his brothers died but the Israelites were _____ fruitful and they multiplied greatly, _____ in numbers...
5. The new king of Egypt did not know _____.
6. The new Pharaoh put _____ over the Israelites to _____ them and with forced labor they built _____ and _____ as store _____ for Pharaoh.

TORAH (God's Teachings/Law) Exodus 1:15-17, 21-22 (NIV)

¹⁵ The king of Egypt said to the Hebrew midwives, whose names were **Shiphrah** and **Puah**,

¹⁶ "When you are helping the Hebrew women during childbirth on the delivery stool, if you see that the baby is a boy, kill him; but if it is a girl, let her live."

¹⁷ The midwives, however, **feared God** and **did not do** what the king of Egypt had told them to do; they let the **boys live** and became even more numerous. ²¹ And because the midwives **feared God** HE gave them **families** of their own.

²² Then Pharaoh gave this order to all his people: "Every **Hebrew boy** that is born you must **throw** into the **Nile**, but let every girl live."




Read the circled answers and write them in the correct blanks below.

1. The king of Egypt (Pharaoh) said to the Hebrew midwives, who names were _____ and _____ to kill all the Hebrew boys.
2. The midwives, however, _____ and _____ what the _____ of _____, had told them to do; they let the _____ and became even more numerous.
3. And because the midwives _____, HE gave them _____ of their own.
4. Then Pharaoh gave this order to all his people: "Every _____ that is born you must _____ into the _____, but let every girl live."

TORAH (God's Teachings/Law)

Moses was born into the tribe of Levi

1. Read Exodus 2:1-10 and write the verse number that matches the picture



Verse: ____



Verse: ____



Verse: ____




Verse: ____



Verse: ____



Verse: ____



Verse: ____




Verse: ____



TORAH (God's Teachings/Law)

2. Read Exodus 2:11-21 and write the verse number that matches the picture



Moses
killed the
Egyptian

Verse: ____

Moses saw an
Egyptian beating
a Hebrew.



Moses ran into the desert
Pharaoh wanted to kill him




Verse: ____

Moses was a
shepherd in
the desert




Verse: ____

Remember the promise



TORAH (God's Teachings/Law)
Had God forgotten His Promise?
 Tell the story in Exodus 3:1-22




The
 oppression
 of the
 Hebrews
 continued

They groaned under the oppression

God called Moses
 to lead Israelites (Hebrews)
 out of Egypt,
 so they could serve Him
 and live
 in a large and good land
 flowing
 with milk and honey.

Exodus 3:14-15

¹⁴ God said to Moses, "I AM WHO I AM.
 This is what you are to say to the Israelites:
 'I AM has sent me to you.'"



Moses ask God -
 What shall I say to them?

¹⁵ God also said to Moses, "Say to the Israelites,
 'The LORD, the God of your fathers— the God of Abraham, the God of Isaac and the God of Jacob
 —has sent me to you.'
 "This is My name forever, the name you shall call ME from generation to generation.

Hebrew/ English	Hebrew Letters			
YAHWEH (LORD)	Hey	Vav	Hey	Yood
Practice Writing				

I AM WHO I AM
 ה ו ה י
 Hey Vav Hey Yood

The Becoming One

HAFTARAH (Prophets / Writings) Isaiah 26-27 (NKJV)

Isaiah 26:3-4 (NKJV)

³ You will keep *him* in perfect peace,
Whose mind is stayed on You,
Because he trusts in You.

⁴ Trust in the LORD forever,
For in YAH, the LORD, *is* everlasting strength.



1. Circle what God wanted Israel to do forever.

2. Who Keeps Israel night and day?



Isaiah 27:3 (NKJV)

³ I, the LORD, keep it (Israel),
I water it every moment;
Lest any hurt it,
I keep it night and day.

Isaiah 29:6 (NKJV)

⁶ You will be punished by the LORD of hosts
With thunder and earthquake and great noise,
With storm and tempest
And the flame of devouring fire.

3. Underline how the Lord will punish Israel.

4. What will God take away from Jacob (Israel)?

his _____

Isaiah 27:9 (NKJV)

⁹ Therefore by this the iniquity of Jacob will be covered; And this *is* all the fruit of taking away his sin:
When he makes all the stones of the altar
Like chalkstones that are beaten to dust,
Wooden images and incense altars shall not stand.

Isaiah 29:23-24 (NKJV)

²³ But when he sees his children,
The work of My hands, in his midst,
They will hallow My name,
And hallow the Holy One of Jacob,
And fear the God of Israel.

²⁴ These also who erred in spirit will come to understanding,
And those who complained will learn doctrine."

5. Circle what planned for Israel to do?

6. Discuss how God's plans for Israel and you are the same.

1. Read the stories Jesus (Yeshua) – Are they true?
YES OR NO

Jesus said
He will make us
fishers of men.



The ability to
talk to others
about HIM.

Mark 1:17

Jesus

Told unclean spirits to leave and
they did



He healed a man of leprosy
(Mark 1:40-42)

He forgives sins (Mark 2:5)

Jesus

He healed a paralyzed man.
(Mark 2:8-11)



Teaches the true meaning
of scriptures.
(Mark 2:23-28)

Nothing is too hard
for Jesus

I AM WHO I AM

הַ וַיְהִי וְהָיָה
Hey Vav Hey Yood

The Becoming One

2. Is Jesus Yood Hey Vav Hey? Yes or No



When we obey God
by doing HIS will
we are part of His family

God does
miracles!

You do
HIS will.

**This is how
you
Serve God!**



Life Verse: Ephesians 2:8-9 (NKJV)

⁸For by grace you have been saved through faith, and that not of yourselves; *it is the gift of God,* ⁹not of works, lest anyone should boast.

1. Read Memory Verse Ephesians 2:8-9. Have you asked GOD to forgive your sins and do you believe GOD LOVES you and GOD can HELP you? _____
2. Have you chosen to obey HIS WORD? _____
3. Do you love God's family? _____
4. Draw a picture of you and your family serving YHVH GOD:

**Barook (Blessing) May Yeshua bless you in knowing that the kingdom of God
has come near to you.**

(Teacher note:

You can bless the students at the end of the class with this blessing as a whole group or individually.)

Games and Activities Teacher Instructions

For each of the lessons one of the games has been suggested to re-enforce the theme of the lesson. We have used the following games in a variety of ways. You can use the game suggested or choose another which fits your students and your time frame.

13 ATTRIBUTES OF GOD

We want faith and trust in God to grow in the hearts of our students, and as they know more about Him we pray this will happen. How can we trust God if we do not know who HE is? The names of God are attributes or characteristics of God. These are what HE is like. This week we will focus on the first four names/attributes.

1. Discuss how we know what God will do according to these characteristics or attributes.
2. Read aloud the Hebrew Letters, Transliteration or name and the definition.
3. Have the students paste or tape the definitions in position with the proper Hebrew words and transliteration.
4. Discuss as a class what the meanings of each of the first four definitions might be.
5. What does each of the first four attributes mean for us?

You can use these lessons more than once and we have found that the students learn them quickly.

TIC TACK TOE

1. Compile a list of questions covering information you and the children have learned in the lesson. (See page 1~ 5. Reinforcing the WORD to Build "Banah" lives to begin questions.)
2. Organize teams. If you have a large number of children, you can have several Tic Tack Toe grids being played at once. If possible keep the teams small in number - 3 to 4 children on a team gives each one more opportunity to answer a question and choose a box to put their X or O in.
3. Have large Tic Tack Toe grids on the board or large paper at front of room.
4. Alternate questions by team.
5. If correct answer is given the child answering puts an X or an O in the box, they choose until one team has 3 of the same letter in a row and wins.

13 ATTRIBUTES OF GOD EXODUS 34:6-7

Read Aloud Hebrew Letters, Transliteration and Definition

#	Hebrew (Read and write right to left)	Translation	Definition
1	יהוה	YHVH	The LORD, Adonai, Yahweh Unchanging Covenant Keeper
2	יהוה	YHVH	The LORD, Adonai, Yahweh Unchanging Covenant Keeper
3	אל	EL	God, Creator, King, Able to Give Mercy
4	רחום	RACHUM	Merciful Compassionate Caring, Helping, Loving, Nurturing
5	חנון	CHANAN	Gracious Gives Grace and Favor to All
6	ארך אפים	EREK APAYIM	Slow to Anger Patiently Waits for Repentance
7	רב חסד	RAV CHESED	Loving and Kind to all To both the Righteous and the Unrighteous
8	אמת	EMET	Truth, Faithfulness HE is Fair and Equitable In HIS Justice
9	נצר חסד לאלפים	NOTZEIR CHESED L'ALAFIM	Keeping Loving-kindness for 1000s Never Ending Generational Covenant
10	נשא עון	NOSEI AVON	Forgives Iniquity Intentional Sins Nature, Continue without repentance
11	נשא פשע	NOSEI PESHA	Forgives Transgression Rebellious Sins Arrogant, Disrespectful, Past limits
12	נשא חטאה	NOSEI CHATAAH	Forgives Sin Unplanned, Inadvertent Sins
13	נקה	NAKEH	HE Cleanses Sin

13 ATTRIBUTES OF GOD EXODUS 34:6-7

Find the Definition

#	Hebrew (Read and write right to left)	Translation	Definition
1	יהוה	YHVH	
2	יהוה	YHVH	
3	אל	EL	
4	רחום	RACHUM	
5	חנון	CHANAN	
6	ארך אפים	EREK APAYIM	
7	רב חסד	RAV CHESED	
8	אמת	EMET	
9	נצר חסד לאלפים	NOTZEIR CHESED L'ALAFIM	
10	נשא עון	NOSEI AVON	
11	נשא פשע	NOSEI PESHA	
12	נשא חטאה	NOSEI CHATAAH	
13	נקיה	NAKEH	

Teacher's Lesson Flow: Va'era (and I appeared) ואֶרָא
Exodus 6:2-9:35 ~ Ezekiel 28:25-29:21 ~ Mark 3

Life Verse: Mark 3:35 (NKJV)

³⁵ For whoever does the will of God is My (Yeshua/Jesus) brother and My sister and mother."

5.

Reinforcing the WORD to Build "Banah" lives

- a. Prayer and Praise Words to Thank YHVH God.
- b. Review Quickly Life Verse: Mark 3:35
- c. Review the Hebrew letters and vocabulary.
- d. How do we listen to God?
- e. How do you become part of God's family?
- f. How do we show we love God?
- g. Who is in control of what happens in our lives?

4.

New Testament
"B'rit Chadashah"

- a. Family of God
- Mark 3:31-35

**We are Part
of God's
Family**

1.

Start Here

PRAISE "Hallel"

- a. Practice Prayer and Praise Words to the Lord
Including the Fruit of the Spirit Definition and Hebrew Praise Word.
- b. Life Verse Practice
- c. Hebrew Writing Practice
- d. Read Story

3.

Prophets/Writings "Haftarah"

- a. God would bring hard times for Egypt - Ezekiel 28:26-29:5
- b. They shall know that I am the LORD - Ezekiel 29:19-21

Children's work pages begin here!

2.

God's Teachings/Law - "Torah"

God's message to Pharaoh -

- a. "Let My People (family) Go!"
- Exodus 3:6,3:9-10; 7:1-2
- b. Pharaoh would not listen
- Exodus 7: 4-5
- c. Pharaoh wanted a miracle
- Exodus 7:8-13
- d. Plagues begin
- Exodus 7:16-25; 8:1-32; 9:1-12, 9: 22-26, 9:33-35

Teacher's Special Instructions

We start with a lesson on the Hebrew language. We will both write and speak Hebrew.

We do this for two reasons:

- 1) All students are at the same level in learning a new language, and they enjoy it.
- 2) It gives the students a chance to learn biblical truths embedded in the original language of the Hebrew Scriptures (Old Testament). Start by pointing out they are used to reading from left to right, but Hebrew reads from right to left. They also will need to write Hebrew from right to left.

Materials and Vocabulary:

- a. White board, black board or large easel and paper
- b. Markers
- c. Handouts or writing paper for the students
- d. Pens or pencils for the students
- e. The words used on their Hebrew writing pages are all words that are related to each individual lesson. Generally, a Hebrew word is chosen from the lesson and emphasized each week, both to teach character and increase understanding of the concepts being taught. New words will be in the box on the upper right of this page. Various names of God will also be taught in Hebrew.

NEW HEBREW WORDS TRANSLITERATED

Va'era (and I appeared)

Mishpachah (Family)

Ahav (Love)

Preparation:

- a. Choose 2 or 3 Hebrew words from the Hebrew writing page(s). On the board, write the words in English and in the transliterated form given in the left column of the Hebrew writing page(s).
- b. Leave space to write the word in Hebrew.
- c. Explain that the letters they see on the page are written in book print like they might see on a sign, or that they would print themselves.

Procedure:

- a. Demonstrate the writing procedure of two or three Hebrew words on the board. Have the students follow your directions on their work pages. Be sure to point out the special features of each letter.
- b. Then have the students try a few words on their own, or complete the rest of the page. The ability to finish the whole exercise will depend on how much time you have. (2 to 5 minutes time is needed to finish the page.)

Games/Activities: Normally games are played after children's work pages are complete.

Discuss why we need to know who our God is. See: 13 Attributes of God "Find the Hebrew Letter" on page 50.

Israeli street sign



Prayer and Praise Words


(Thank you ...Bless you...)

Love: Thank you, Lord, for covering me with **LOVE** that flows from **Your heart** so I can reach out in **LOVE to others**.

1. Let's thank God for one thing He has blessed you with this week.

Write your thank you here:

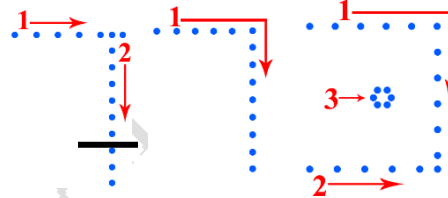
PRAISE is a way to THANK GOD for HIS Goodness to us and others.



Final Kaf

Reyesh

Bet



Praise word: Barak

EXPRESS HUMILITY and Adoration

Barak means "to kneel down, to bless God as an act of adoration."

- **Beit** means **House**
- **Reysh** means **a person, the head, the highest**
- **Kaf** means **palm, to cover, to open or allow**



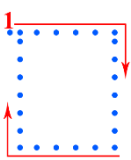

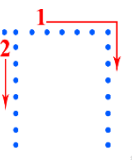



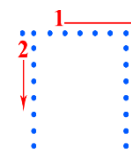

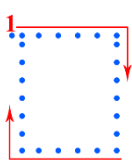

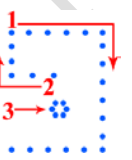
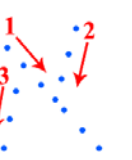
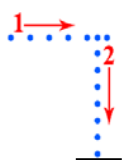
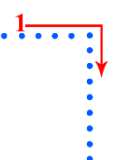

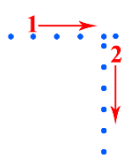
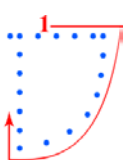
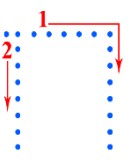

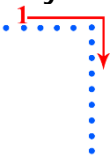
Barak could mean: What the household of the highest allows. To be blessed could mean: To do what the highest in the house allows. Is God the head of your house and your heart?

Psalm 95:6 (NKJV)



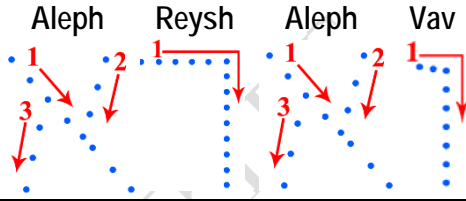
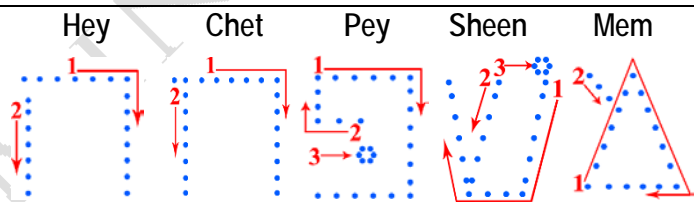
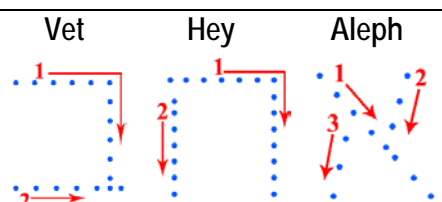
Oh come, let us worship and bow down; Let us kneel before the LORD our Maker.

Life Verse: Mark 3:35 (NKJV)

³⁵ For whoever does the will of God is My (Yeshua/Jesus) brother and My sister and mother."

Hebrew/English	 Write and read Hebrew from right to left.  Start here
Rachum (Merciful, compassionate)	Final Mem Vav Chet Reysh    
Practice Writing	
CHANOON (Gracious giving favor to all)	Final Noon Vav Noon Chet    
Practice Writing	
EREK APAYIM (Slow to Anger)	Final Mem Yood Pey Aleph Final Kaf Reysh Aleph       
Practice Writing	
RAV CHESED (Loving and kind to all)	Dalet Samek Chet Vav Reysh     
Practice Writing	

We are part of God's family

Hebrew /English	 Write and read Hebrew from right to left  Start here
VA'ERA (and I appeared)	
Practice Writing	
MISHPACHAH (Family)	
Practice Writing	
Ahav (Love)	
Practice Writing	

Va'Yera - And He Appeared - וַיֵּרָא

Exodus.6:2-9:35; Ezekiel 28:25-29:21; Matthew. 12:1-14; Mark. 3

Last week we learned that God had a plan for Moses' life, and today we will learn more about how God would use Moses.

God told Moses to speak to the children of Israel, and he obeyed. But they were in such anguish and cruel bondage that they did not listen to anything Moses said. Then God said, Now go in and tell Pharaoh to let the children of Israel go! Moses was worried now. If the people hadn't listened to him – how would PHAROAH listen to him?? Then the LORD brought Aaron, Moses' brother, along to help Moses. Moses would tell him what to say, and Aaron would speak in front of people, so Moses wouldn't have to. (Ex. 6:9-13 & 7:1,2)



God knew that Pharaoh would not listen. So God would have to bring great judgments on Egypt, so that the children of Israel would be released! (Ex. 7:4,5)



Obeying God, Moses and Aaron went in to speak to Pharaoh. But before Moses and Aaron went in to speak to Pharaoh, God told them what would happen. Pharaoh would want a miracle. So God told Aaron to throw down his rod, and it would become a snake! Pharaoh called in his magicians who would do the same magic trick, but Aaron's rod swallowed up all of the magicians' rods. Seeing the power that Aaron had made Pharaoh's heart strong against them, and he did NOT heed Moses and Aaron. (Ex. 7:8-13)

God now begins to send plagues on Egypt. He said, Let My people go that they may serve Me in the wilderness. But you are not hearing, so you are going to know I am God because I will turn the waters of the rivers, pools and ponds into BLOOD! Aaron took his rod, struck the water, and all the water was turned into blood. The fish died and stunk, and no one could drink the water for 7 days! (Ex. 7:16-25)

And that was just the first plague. After that the LORD sent frogs everywhere – into the houses, into the beds and into the bowls! Then Pharaoh pleaded with Moses to cry to God for relief from the frogs. Moses did pray to God, and the frogs died and stunk up the whole land.

Then came lice – lice everywhere on men and animals - so many lice they were like dust when you throw dirt up into the air. But even all the lice did not soften Pharaoh's heart! He was determined **not** to obey God.

After the lice came flies by swarms. Now Pharaoh called Moses and said, **Sacrifice to your God for me – I need help!** Moses and Aaron went into the wilderness to pray. The flies then left, but Pharaoh's heart was hardened.



Knowing Pharaoh's heart, God then caused all the horses, cows, donkeys and sheep of Egypt **to die** – BUT He **protected** all the livestock of His people. Pharaoh saw all the judgments that God was bringing on Egypt, but still he would not let the people of God go!

After this God caused boils that were painful to break out on man and beast. But Pharaoh did not heed God.

God rained down hail and fire on the earth and everything that was outside was ruined – EXCEPT where His people lived. Now Pharaoh admitted he and his people were wicked! But Moses knew that Pharaoh would not fear the Lord. Even so Moses prayed and God caused the hail to stop, but Pharaoh still refused to let God's people go, as his heart was hard. (Ex. 8:1-9:35)



So Pharaoh fought against God even though he saw and experienced the miracles God was doing.

God reminded the prophet Ezekiel that He was going to bring hard times to Egypt because they despised God's people!

(Ezek. 28:26-29:5) God said He would bring a sword against Egypt and make it desolate. Then God would give the king of Babylon, king Nebuchadnezzar, the land of Egypt. Nebuchadnezzar's army would carry away all Egypt's wealth. Do you know what God wanted the people to know when he did these things? God answers this by saying: Then they shall know that I am the LORD. (Ezek. 29:19-21) Why is this important?

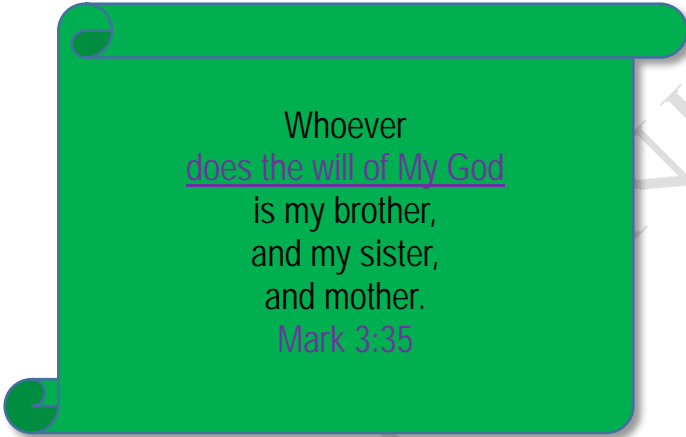
Sometimes people can be like Pharaoh and fight against what God wants them to do. But others are like Moses and do what God tells them to do. Listen to what Yeshua (Jesus) said about the people who do what He tells them to do.

One day Yeshua's (Jesus') brothers and sisters called to Him. There were a lot of people sitting around Him when they called. Those people said, Look, your mother and Your brothers are outside looking for You. But Jesus answered, Who is My mother or My brothers? And He looked around in a circle at those who sat around Him and said,

Here are My mother and My brothers – pointing to those sitting and listening to Him. THEN HE SAID THESE WORDS:

WHOEVER DOES THE WILL OF GOD IS MY BROTHER AND MY SISTER AND MOTHER. (Mark 3:31-35)

Wow!! Did you hear that? If you do God's will – do what He tells you to do, then you are part of His family. Moses did God's will and you, too, can do God's will! Now THAT IS EXCITING!



Whoever
does the will of My God
is my brother,
and my sister,
and mother.
Mark 3:35

If you do
what God tells you, you are part of
HIS family!

TORAH (God's Teachings/Law) Exodus 3:1-6,9-10 (NKJV)

3 Now Moses was tending the flock of Jethro his father-in-law, the priest of Midian.

And he led the flock to the back of the desert, and came to Horeb, the mountain of God.

² And the Angel of the LORD appeared to him in a flame of fire from the midst of a bush.

So he looked, and behold, the bush was burning with fire, but the bush *was* not consumed.

³ Then Moses said, "I will now turn aside and see this great sight, why the bush does not

burn." ⁴ So when the LORD saw that he turned aside to look, God called to him from the

midst of the bush and said, "Moses, Moses!" And he said, "Here I am." ⁵ Then He said, "Do

not draw near this place. Take your sandals off your feet, for the place where you stand *is*

holy ground." ⁶ Moreover He said,

"I *am* the God of your father—the God of Abraham, the God of Isaac, and the God of Jacob."

And Moses hid his face, for he was afraid to look upon God.

⁹ Now therefore, behold, the cry of the children of Israel has come to Me, and I have also seen the oppression with which the Egyptians oppress them.

¹⁰ Come now, therefore, and I will send you to Pharaoh that you may bring My people, the children of Israel, out of Egypt."



(Circle the Answer)

What was Moses doing when God appeared to him?

How did God appear to Moses and where did God call Moses from?

Who did God say HE was to Moses?

What had Israel done to get God's attention?


Where was God sending Moses, and what was Moses to do?

TORAH (God's Teachings/Law) Exodus 7:1-13 – 9:35

1. Number the plagues in the correct order and name them.



Number _____



Number _____



Number _____



Number _____



Number _____



Number _____



Number _____

2. Who were the only people not affected(troubled) by these plagues?

HAFTARAH (Prophets / Writings) Ezekiel 28:26 -29:21

Ezekiel 28:26 (NKJV)

²⁶ And they will dwell safely there, build houses, and plant vineyards; yes, they will dwell securely, when I execute judgments on all those around them who despise them. Then they shall know that I *am* the LORD their God.'""

Ezekiel 29:19-21 (NKJV)

¹⁹ Therefore thus says the Lord GOD: 'Surely I will give the land of Egypt to Nebuchadnezzar king of Babylon; he shall take away her wealth, carry off her spoil, and remove her pillage; and that will be the wages for his army. ²⁰ I have given him the land of Egypt *for* his labor, because they worked for Me,' says the Lord GOD.

²¹ 'In that day I will cause the horn of the house of Israel to spring forth, and I will open your mouth to speak in their midst. Then they shall know that I *am* the LORD.'"

1. What did God want the people to know when these things happened?

2. Why is this important? (discuss this with your class.)

Some people
are
like Pharaoh

I SAY
NO



OTHERS Like
MOSES OBEY GOD!

BRIT CHADASHAH (New Testament Mark 3:31-35
JESUS (YESHUA) ANSWERS – Who is My Family?

Mark 3:31-35 (NKJV)

³¹ Then His brothers and His mother came, and standing outside they sent to Him, calling Him.

³² And a multitude was sitting around Him; and they said to Him,
“Look, Your mother and Your brothers are outside seeking You.”

³³ But He answered them, saying, “Who is My mother, or My brothers?”

³⁴ And He looked around in a circle at those who sat about Him, and said,
“Here are My mother and My brothers!

³⁵ For whoever does the will of God is My brother and My sister and mother.”

(Circle Answer)

1. Who came to JESUS and stood outside?
2. What was the question JESUS asked?
3. After JESUS looked around, HE said

For whoever _____ the _____ of _____ is
My _____ and My _____ and _____.



If you do
what God tells you,
you are part of
HIS family!

Barook (Blessing) May Elohim bless you with creative ability to love as He loves.

(Teacher note:

You can bless the students at the end of the class with this blessing as a whole group or individually.)

Games and Activities Teacher Instructions

For each of the lessons one of the games has been suggested to re-enforce the theme of the lesson. We have used the following games in a variety of ways. You can use the game suggested or choose another which fits your students and your time frame.

A list of general games that can be used for any/all lessons is included at the back of this Volume.

13 ATTRIBUTES OF GOD

We have given four consecutive weeks for the students to learn these attributes. How can we trust God if we do not know who HE is? The names of God are attributes or characteristics of God that help us know what HE is like. We will focus on the first four and then rotate through all of them throughout Exodus. Make a copy of the transliteration pieces and cut them apart. Put them into sets and give them to the students as sets so they can individually work on the taping or pasting the pieces in the correct places.

1. Review the attributes of God.
2. Read aloud the Hebrew Letters, transliteration or name and the definition.
3. Have the students write in the correct Hebrew letters for each of the names of God.
4. Discuss as a class what the meanings of each of the definitions for Rachum, Erech Apayim, and Rav Chesed might be.
5. What does each of these attributes mean for us?

You can use these lessons more than once and we have found that the students learn them quickly.

RING TOSS (OR BALL IN THE BUCKET)

****For this game, you will need any of the following materials:

Plastic rings to toss around bottles or pegs or cones.

If you can't find plastic rings, you could use light-weight foam balls and throw them in a bucket or a box. Compile a list of questions from the lesson.

1. Choose teams
2. Kids take turns tossing the ring or the ball. If the toss is successful, they get to answer a question. Younger children should stand closer to the target.
3. The first team to answer 5 questions correctly wins. (Keep track of correct answer by marking lines on the board or on large paper.)

13 ATTRIBUTES OF GOD EXODUS 34:6-7 Find the Definition			
#	Hebrew (Read and write right to left)	Transliteration	Definition
1	יהוה	YHVH	Paste here
2	יהוה	YHVH	Paste here
3	אל	EL	Paste here
4	רחום	RACHUM	Paste here
5	חנון	CHANAN	Paste here
6	ארך אפים	EREK APAYIM	Paste here
7	רב חסד	RAV CHESED	Paste here
8	אמת	EMET	Truth, Faithfulness HE is Fair and Equitable In HIS Justice
9	נצר חסד לאלפים	NOTZEIR CHESED L'ALAFIM	Keeping Loving-kindness for 1000s Never Ending Generational Covenant
10	נשא עון	NOSEI AVON	Forgives Iniquity Intentional Sins Nature, Continue without repentance
11	נשא פשע	NOSEI PESHA	Forgives Transgression Rebellious Sins Arrogant, Disrespectful, Past limits
12	נשא חטאה	NOSEI CHATAAH	Forgives Sin Unplanned, Inadvertent Sins
13	נקיה	NAKEH	HE Cleanses Sin

Answer sheet for Cut and paste (4 sets)

The LORD, Adonai, Yahweh Unchanging Covenant Keeper	The LORD, Adonai, Yahweh Unchanging Covenant Keeper
The LORD, Adonai, Yahweh Unchanging Mercy Giver	The LORD, Adonai, Yahweh Unchanging Mercy Giver
God, Creator, King, Able to Give Mercy	God, Creator, King, Able to Give Mercy
Merciful Compassionate Caring, Helping, Loving, Nurturing	Merciful Compassionate Caring, Helping, Loving, Nurturing
Gracious Gives Grace and Favor to All	Gracious Gives Grace and Favor to All
Slow to Anger Patiently Waits for Repentance	Slow to Anger Patiently Waits for Repentance
Loving and Kind to all To both the Righteous and the Unrighteous	Loving and Kind to all To both the Righteous and the Unrighteous
The LORD, Adonai, Yahweh Unchanging Covenant Keeper	The LORD, Adonai, Yahweh Unchanging Covenant Keeper
The LORD, Adonai, Yahweh Unchanging Mercy Giver	The LORD, Adonai, Yahweh Unchanging Mercy Giver
God, Creator, King, Able to Give Mercy	God, Creator, King, Able to Give Mercy
Merciful Compassionate Caring, Helping, Loving, Nurturing	Merciful Compassionate Caring, Helping, Loving, Nurturing
Gracious Gives Grace and Favor to All	Gracious Gives Grace and Favor to All
Slow to Anger Patiently Waits for Repentance	Slow to Anger Patiently Waits for Repentance
Loving and Kind to all To both the Righteous and the Unrighteous	Loving and Kind to all To both the Righteous and the Unrighteous

EL SHADDADAI MINISTRIES

Teacher's Lesson Flow: Bo (Come) בוא

Exodus 10:1-13:16 ~ Jeremiah 46:13-28 ~ John 1:29 and 3:1 ~ I John 1:14

Life Verse: John 3:16 (NKJV)

¹⁶ For God so loved the world that He gave His only begotten Son, that whoever believes in Him should not perish but have everlasting life.

Life Verse Practice: Ephesians 6:10-11 (NKJV) (Say, Sing, Game for Practice)

¹⁰ Finally, my brethren, be strong in the Lord and in the power of His might. ¹¹ Put on the whole armor of God, that you may be able to stand against the wiles of the devil.

5.

Reinforcing the WORD to Build "Banah" lives

- Prayer and Praise Words to Thank YHVH God.
- Review Quickly Life Verse: John 3:16
- Review the Hebrew letters and vocabulary.
- How can you be saved?
- How do you become part of God's army?
- How do we show we love God?
- Who is in control of what happens in our lives?

Start Here

1.

PRAISE "Hallel"

- Practice Prayer and Praise Words to the Lord
Including the Fruit of the Spirit Definition and Hebrew Praise Word.
- Life Verse Practice
- Hebrew Writing Practice
- Read Story

Saved by the
blood of the
Lamb and part
of the army of
God

4.

New Testament "B'rit Chadashah"

- The blood of Yeshua saves– John 3:16
- We can be a strong part of God's army – 1 John 2:14; Ephesians 6:10-11

3.

Prophets/Writings "Haftarah"

- The Lord drives away armies that are against Him.
– Jeremiah 46:14-15, 20-21
- Israel will have consequences for disobedience.
– Jeremiah 46:27-28
- God will be with them.
– Jeremiah 46:27-28

Children's work pages begin here!

2.

God's Teachings/Law – "Torah"

- God's message to Pharaoh – "Let My People Go!"- Exodus 10:3
- Plagues show God's power and authority - Exodus 10:12-29
- Israel's preparation to leave –Exodus 11:1-3
- Obedience and the blood bring deliverance Exodus 12:12-13, 29-31
- Armies of God - Exodus 12:31, 40-42

Teacher's Special Instructions

We start with a lesson on the Hebrew language. We will both write and speak Hebrew.

We do this for two reasons:

- 1) All students are at the same level in learning a new language, and they enjoy it.
- 2) It gives the students a chance to learn biblical truths embedded in the original language of the Hebrew Scriptures (Old Testament). Start by pointing out they are used to reading from left to right, but Hebrew reads from right to left. They also will need to write Hebrew from right to left.

Materials and Vocabulary:

- a. White board, black board or large easel and paper
- b. Markers
- c. Handouts or writing paper for the students
- d. Pens or pencils for the students
- e. The words used on their Hebrew writing pages are all words that are related to each individual lesson. Generally, a Hebrew word is chosen from the lesson and emphasized each week, both to teach character and increase understanding of the concepts being taught. New words will be in the box on the upper right of this page. Various names of God will also be taught in Hebrew.

NEW HEBREW WORDS transliterated

Bo (Come)

Daam (Blood)

Kesev (Lamb)

Preparation:

- a. Choose 2 or 3 Hebrew words from the Hebrew writing page(s). On the board, write the words in English and in the transliterated form given in the left column of the Hebrew writing page(s).
- b. Leave space to write the word in Hebrew.
- c. Explain that the letters they see on the page are written in book print like they might see on a sign, or that they would print themselves.

Procedure:

- a. Demonstrate the writing procedure of two or three Hebrew words on the board. Have the students follow your directions on their work pages. Be sure to point out the special features of each letter.
- b. Then have the students try a few words on their own, or complete the rest of the page. The ability to finish the whole exercise will depend on how much time you have. (2 to 5 minutes time is needed to finish the page.)

Israeli street sign



Games/Activities: Normally games are played after children's work pages are complete.

Discuss why we need to know who our God is and go over that page first. See: 13 Attributes of God "Find the Transliteration" on page 63.

Prayer and Praise Words


(Thank you ...Bless you...)

Goodness: Thank you, Lord, that **the truth of Your Word in my heart** helps me to be pure as Your Holy Spirit guards me.

1. Let's thank God for one thing He has blessed you with this week.

Write your thank you here:

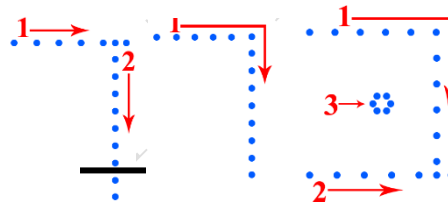
PRAISE is a way to THANK GOD for HIS Goodness to us and others.



Final Kaf

Reyesh

Bet



Praise word: Barak

Express Humility and Adoration!

Barak means "to kneel down, to bless God as an act of adoration."

- **Beit** means **House**
- **Reysh** means **a person, the head, the highest**
- **Kaf** means **palm, to cover, to open or allow**

Barak could mean: What the household of the highest allows. To be blessed could mean: To do what the highest in the house allows. Is God the head of your house and your heart?

Psalm 95:6 (NKJV)



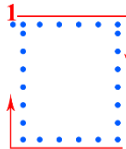

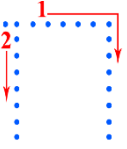





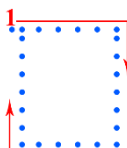

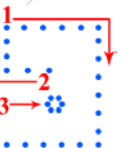



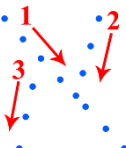
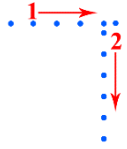
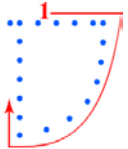
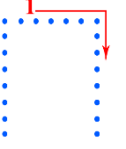


Oh come, let us worship and bow down; Let us kneel before the LORD our Maker.


Life Verse Practice: John 3:16 (NKJV) (Say, Sing, Game for Practice)

¹⁶ For God so loved the world that He gave His only begotten Son, that whoever believes in Him should not perish but have everlasting life.



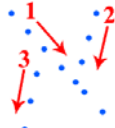

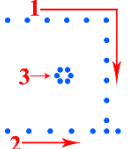
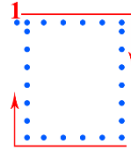
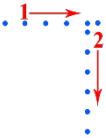
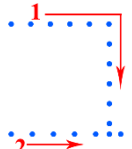
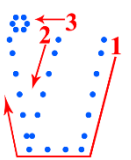
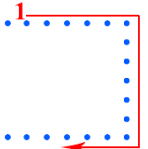
Life Verse Practice: Ephesians 6:10-11 (NKJV) (Say, Sing, Game for Practice)

¹⁰ Finally, my brethren, be strong in the Lord and in the power of His might. ¹¹ Put on the whole armor of God, that you may be able to stand against the wiles of the devil.

Hebrew/English	 Write and read Hebrew from right to left.  Start here
Rachum (Merciful, compassionate)	<div>Final Mem</div>  <div>Vav</div>  <div>Chet</div>  <div>Reysh</div> 
Practice Writing	
CHANAN (Gracious giving favor to all)	<div>Final Noon</div>  <div>Vav</div>  <div>Noon</div>  <div>Chet</div> 
Practice Writing	
EREK APAYIM (Slow to Anger)	<div>Final Mem</div>  <div>Yood</div>  <div>Pey</div>  <div>Aleph</div>  <div>Final Kaf</div>  <div>Reysh</div>  <div>Aleph</div> 
Practice Writing	
RAV CHESED (Loving and kind to all)	<div>Dalet</div>  <div>Samek</div>  <div>Chet</div>  <div>Vav</div>  <div>Reysh</div> 
Practice Writing	



Saved by the
blood of the Lamb
and part of the army of God

Hebrew /English	 Write and read Hebrew from right to left  Start here
Bo (Come)	<div style="display: flex; justify-content: space-around; align-items: flex-start;"> <div style="text-align: center;"> Aleph  </div> <div style="text-align: center;"> Vav  </div> <div style="text-align: center;"> Beit  </div> </div>
Practice Writing	
Daam (Blood)	<div style="display: flex; justify-content: space-around; align-items: flex-start;"> <div style="text-align: center;"> Final Mem  </div> <div style="text-align: center;"> Dalet  </div> </div>
Practice Writing	
Kesev (Lamb)	<div style="display: flex; justify-content: space-around; align-items: flex-start;"> <div style="text-align: center;"> Veit  </div> <div style="text-align: center;"> Sin  </div> <div style="text-align: center;"> Kaf  </div> </div>
Practice Writing	

Bo – Come בוא

Exodus. 10:1-13:16; Jeremiah. 46:13-28; John1:29&3:1; I John 1:14

Last week we saw seven plagues that God had brought on Egypt. He wanted His people released so they could serve him. But Pharaoh resisted God and would not let God's people go.



God wanted Moses to tell his son and his grandchildren all that He had done, so that people would know that He is LORD! Do you ever talk about the great things God has done? You know --- you can begin to practice doing that even today!

And now we will see that the plagues are not over. Moses and Aaron again went into Pharaoh saying, Let My people go, that they may serve Me, or I will send so many locusts they will cover the earth and eat all that is left. Pharaoh tried to discourage them by saying, The LORD had better be with you when I let you and your children go, for evil is ahead of you! Then he added that he would only allow the men to go and have a feast to the LORD. Sometimes there may be people who want to discourage you or make you fearful, but don't worry about them. Do what Moses did and keep doing what God tells you to do. (Ex.10:3-11)

After Pharaoh said these things Moses stretched out his rod over the land, and God sent so many locusts they covered the land just as He had warned. This plague was so terrible, Pharaoh begged Aaron and Moses to pray for God to forgive him, and they did pray. God heard them and caused a wind to blow all the locusts into the sea. But again Pharaoh's heart was hard, and he did not let God's people go! (Ex. 10:12-20)



So God sent the 9th plague of darkness – darkness so thick and black it could be **felt**! No one in Egypt left their house for 3 days because they couldn't see through this terrible darkness, BUT there was light in the houses of the children of Israel. At this point, Pharaoh decided that Moses could also take the children to worship the LORD, but he said they must leave their livestock. Moses said – NO WAY! The cows and the sheep and the donkeys must go with us. Pharaoh sharply replied, Get away from me. If you ever see my face again, you will die. Moses replied, I will never see your face again. (Ex. 10:21-29)

God told Moses that He would bring one more plague called the Passover. But before Passover came He wanted the Israelites to ask their Egyptian neighbors for silver and gold. God knew that they would need this later.

Passover was to take place in the first month of the year. On the 10th of this month, a lamb without any blemish at all was to be brought into each house. After 4 days, on the 14th, all of the Israelites were to kill their lambs at twilight and put the **blood of the lamb** on their doorposts and lintels of their houses. Then they were to roast the lamb in fire and eat it. This is called the LORD'S Passover. (Ex.12:1-11)



Life and death were in the power of the blood of the passover lamb. If the blood of the lamb was on the doorposts, everyone inside that house would live. The blood of the lamb would save their lives! For God had warned that he would pass over Egypt and **KILL all the firstborn** – both man and beast, BUT when He saw the blood on the doorposts, he would pass over and, no one in those homes would die! And that is exactly what happened. **The children of Israel obeyed and no one died.** But NO ONE in Egypt obeyed and there was a great cry in that land because in every single house someone died! (Ex. 12:30)

Finally, Pharaoh called for Moses and Aaron saying, Go – you, your children and all you have and serve the LORD. (Ex. 12:31) And it came to pass at the end of 430 years – all the **armies of the LORD** went out from the land of Egypt.

Did you notice that God called the children of Israel His army?

God wanted His own people to be His army.

Are you part of the LORD'S army? How do you get in His army?

God reminded Jeremiah the prophet that even great armies who have valiant men – strong, fighting men – but men in armies who are against God - they will be swept away! They will not stand because the LORD drives them away! (Jere.46:14,15,20,21) Those who go against the LORD will suffer consequences. Even Israel went into captivity because they did not obey Him.

(Jere. 46:27,28) But Israel is not to fear even when God disciplines them, because God reminds them, I am with you; you shall return, have rest and be at ease; No one shall make you afraid!

(Jere. 46:27,28)

Well, remember how the blood of the Passover lamb saved the children of Israel from death? In the Brit Hadashah, we learn that Yeshua is the Lamb of God. – WOW! That is really big! The blood of Yeshua, the Lamb of God, takes away your sins and gives eternal life. The Lamb of God is His Son, Yeshua. (Jn.1:29) John 3:16 says: For God so loved the world that He gave His only begotten Son that whoever believes in Him should not perish, but have **everlasting life!**



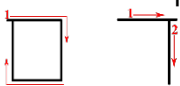
Yeshua is the lamb of God

When you believe in Yeshua, your sins are forgiven, you have everlasting life, the Spirit of God lives in you, and you are then in God's army. You are able to fight what comes against you.

I John 1:14 says:.....I have written to you young men because you are strong, and the Word of God abides in you. And you have overcome the wicked one.

Ephesians 6:10,11 says: Finally, my brethren, be strong in the Lord and in the power of His might. Put on the whole armor of God that you may be able to stand against the wiles of the devil.

When the children of Israel left Egypt, God knew that they would have battles ahead of them, but He encouraged them by calling them His Army! When we accept Yeshua as our Savior, God knows that we will have battles, but He tells us that we are strong, the Word of God lives in us, and we have already overcome the wicked one – we are able to stand against what he tries to bring against us – We belong to God! – The blood of His own Son protects us.

The Hebrew word for blood is  (daam).

The dalet means door and the mem means water.

Blood is the "water" that flows through you to give you life.

When you go through the Door that is Yeshua, asking for forgiveness of sins, He forgives you, and the blood of Yeshua gives life to your spirit. The blood of the Passover Lamb gave life to those who applied it to their doorposts. Yeshua is the door!

The blood of Yeshua, the Passover Lamb, still gives life!

TORAH (God's Teaching/Law) – Exodus 7:14-9:7

10 Plagues (trouble/Calamity) to show Pharaoh that Yahweh was God

(Read the scripture, draw a line from the Plague to its corresponding picture.)



BOILS

DEATH 1st BORN of Egypt man and animal,
but Israel's 1st born alive because of the
blood of the Passover Lamb



BLOOD in Water



FROGS everywhere



LICE like dust



DARKNESS for 3 days in Egypt
but Light where Israelites lived




HAIL

DEATH of Egyptian Livestock,
but Israel's animals were alive



LOCUSTS

FLYS in Egypt




Torah (God's Teaching/Law) Exodus God'12:1-7 (NOG)

² "This month will be the very first month of the year for you. ³ Tell the whole community of Israel: On the tenth day of this month each man must take a lamb or a young goat for his family—one animal per household.


⁴ A household may be too small to eat a whole animal. That household and the one next door can share one animal. Choose your animal based on the number of people and what each person can eat. ⁵ Your animal must be a one-year-old male that has no defects. You may choose a lamb or a young goat. ⁶ Take care of it until the fourteenth day of this month.

"Then at dusk, all the assembled people from the community of Israel must slaughter their animals. ⁷ They must take some of the blood and put it on the sides and tops of the doorframes of the houses where they will eat the animals.



1. Tell the whole community of Israel on the _____ day of this month each man must take a _____ for his family, one for each household.
2. Take care of them until the _____ day of this month.
3. They must take some of the _____ and put it on the sides and top of the _____ of the houses where they will _____ the animals.

Torah (God's Teaching/Law) Exodus 12:1-13 (NOG)



⁸ The meat must be eaten that same night. It must be roasted over a fire and eaten with bitter herbs and unleavened bread.

⁹ Don't eat any of it raw or boiled but roast the whole animal over a fire. ¹⁰ Don't leave any of it until morning. Anything left over in the morning must be burned up. ¹¹ This is how you should be dressed when you eat it: with your belt on, your sandals on your feet, and your shepherd's staff in your hand. You must eat it in a hurry. It is *Yahweh's* Passover.

¹² "On that same night I will go throughout Egypt and kill every firstborn male, both human and animal. I will severely punish all the gods of Egypt, because I am *Yahweh*.

¹³ But the blood on your houses will be a sign for your protection. When I see the blood, I will pass over you. Nothing will touch or destroy you when I strike Egypt.



1. This is how you should be _____ when you eat it: with your belt on, your _____ on your feet and your staff in your hand. _____ it in _____; it is the *Yahweh's* (LORD's) Passover.
2. Underline what *Yahweh* God does to the gods of Egypt in verse 12.
3. Circle what happens to Israel in verse 13.

Torah (God's Teaching/Law) Exodus 12:40-42 (NKJV)

⁴⁰ Now the sojourn of the children of Israel who lived in Egypt *was* four hundred and thirty years. ⁴¹ And it came to pass at the end of the four hundred and thirty years—on that very same day—it came to pass that all the armies of the LORD went out from the land of Egypt. ⁴² It *is* a night of solemn observance to the LORD for bringing them out of the land of Egypt. This *is* that night of the LORD, a solemn observance for all the children of Israel throughout their generations.

1. Circle where God called the children of Israel His army.
2. Are you part of the LORD'S army? Yes or No



HAFTARAH (Prophets / Writings) Jeremiah 46:14-15 (NKJV)

"Declare in Egypt, and proclaim in Migdol;
Proclaim in Noph and in Tahpanhes;
Say, 'Stand fast and prepare yourselves,
For the sword devours all around you.'
¹⁵ Why are your valiant *men* swept away?
They did not stand
Because the LORD drove them away.

1. Circle WHO drove Egypt, Migdol, Noph and Tahpanhes away.

HAFTARAH (Prophets / Writings) Jeremiah 46:27-28 (NKJV)

"But do not fear, O My servant Jacob, And do not be dismayed, O Israel!
For behold, I will save you from afar, And your offspring from the land of their captivity;
Jacob shall return, have rest and be at ease; No one shall make *him* afraid.

²⁸ Do not fear, O Jacob My servant," says the LORD, "For I *am* with you;
For I will make a complete end of all the nations to which I have driven you,
But I will not make a complete end of you. I will rightly correct you, for I will not leave
you wholly unpunished."

1. Circle why Israel (Jacob) should not be afraid.
2. Read and Circle the last two lines of this passage.
3. Will God punish wrong doing? Yes or No
4. Will God correct us? Yes or No

Brit Chadashah (New Testament) John 1:29 New King James Version (NKJV)

²⁹ The next day John saw Jesus coming toward him, and said, "Behold! The Lamb of God who takes away the sin of the world!"



Yeshua is the lamb of God

The Passover lamb saved the children of Israel from death?
In the Brit Hadashah (New Testament), we learn that Yeshua is the Lamb of God.

1. Underline who is the Lamb of God in English and Hebrew.
2. Underline what you receive if you believe in Him.

Brit Chadashah (New Testament) John 3:16 (NKJV)

¹⁶ For God so loved the world that He gave His only begotten Son, that whoever believes in Him should not perish but have everlasting life.



Ephesians 6:10-11, 14-18 (NKJV)

¹⁰ Finally, my brethren, be strong in the Lord and in the power of His might. ¹¹ Put on the whole armor of God, that you may be able to stand against the wiles of the devil.

¹⁴ Stand therefore, having girded your waist with truth, having put on the breastplate of righteousness, ¹⁵ and having shod your feet with the preparation of the gospel of peace; ¹⁶ above all, taking the shield of faith with which you will be able to quench all the fiery darts of the wicked one. ¹⁷ And take the helmet of salvation, and the sword of the Spirit, which is the word of God; ¹⁸ praying always with all prayer and supplication in the Spirit, being watchful to this end with all perseverance and supplication for all the saints—

1. Underline how you are to be strong.
2. Underline each piece of the armor of God listed in Ephesians 6:14-17.
3. Underline what verse 18 tells us to do to help us and others be strong.

1 John 2:14 (NKJV)

¹⁴ I have written to you, fathers, because you have known Him *who is* from the beginning.

I have written to you, young men, because you are strong, and the word of God abides in you, and you have overcome the wicked one.



4. Circle what we use to be strong and overcome the wicked one.

Barook (Blessing) May Adonai bless you with the blessing of obedience to God's Laws..

(Teacher note:

You can bless the students at the end of the class with this blessing as a whole group or individually.)

Games and Activities Teacher Instructions

For each of the lessons one of the games has been suggested to re-enforce the theme of the lesson. We have used the following games in a variety of ways. You can use the game suggested or choose another which fits your students and your time frame.

A list of general games that can be used for any/all lessons is included at the end of this volume.

13 ATTRIBUTES OF GOD

How can we trust God if we do not know who HE is? The names of God are attributes or characteristics of God. These are what HE is like. We will focus on the Rachum, Chanan, EreK Apayim, Rav Chesed this week.

1. Give the students the "Find the Transliteration" worksheet
2. Read aloud the Hebrew Letters, Transliteration or name and the definition.
3. Have the students paste or tape the transliterations in position with the proper Hebrew words and definition.
4. Discuss as a class what the meanings of each of the definitions given in the lesson for Rachum, Chanan, EreK Apayim, and Rav Chesed might be seen in our lives.
5. What does each of these attributes mean for us?

You can use these lessons more than once and we have found that the students learn them quickly.

EACH ONE WRITE ONE

1. Form teams.
2. Have each team member write a question about the lesson on a 3x5 card or piece of paper. (Older children can assist younger children on their team who may need help with this.)
3. Pass all the questions in. The teacher reads one team's questions to the other team – one member at a time answers the question.
4. 1,000 points is awarded for each correct answer.
5. The first team to have 10,000 points wins!

13 ATTRIBUTES OF GOD EXODUS 34:6-7 (Find the Transliteration)			
#	Hebrew (Read and write right to left)	Transliteration	Definition
1	יהוה		The LORD, Adonai, Yahweh Unchanging Covenant Keeper
2	יהוה		The LORD, Adonai, Yahweh Unchanging Mercy Giver
3	אל		God, Creator, King, Able to Give Mercy
4	רחום		Merciful Compassionate Caring, Helping, Loving, Nurturing
5	חנון		Gracious Gives Grace and Favor to All
6	ארך אפים		Slow to Anger Patiently Waits for Repentance
7	רב חסד		Loving and Kind to all To both the Righteous and the Unrighteous
8	אמת		Truth, Faithfulness HE is Fair and Equitable In HIS Justice
9	נצר חסד לאלפים		Keeping Loving-kindness for 1000s Never Ending Generational Covenant
10	נשא עון		Forgives Iniquity Intentional Sins Nature, Continue without repentance
11	נשא פשע		Forgives Transgression Rebellious Sins Arrogant, Disrespectful, Past limits
12	נשא חטאה		Forgives Sin Unplanned, Inadvertent Sins
13	נקיה		HE Cleanses Sin

Teacher's Lesson Flow: Beshalach (When He Sent) בשלח
Exodus 13:17-17:16 ~ Judges 4:4-5:31 ~ Mark 6

Life Verse: Exodus 13:21(NKJV)

²¹ And the LORD went before them by day in a pillar of cloud to lead the way, and by night in a pillar of fire to give them light, so as to go by day and night.

5.

Reinforcing the WORD to Build "Banah" lives

- a. Quickly review Prayer and Praise Words to Thank YHWH God.
- b. Quickly review Life Verse: Exodus 13:21
- c. Quickly review Hebrew letters and vocabulary.
- d. How did God take care of the Israelites?
- e. How does God take care of you?
- f. What does it mean to stand in God?
- g. How do you know that God doesn't change?

4.

New Testament
"B'rit Chadashah"

- a. God doesn't change
- Mark 6:2

**Stand in
God**

1.

Start Here

PRAISE "Hallel"

- a. Practice Prayer and Praise Words to the Lord Including the Fruit of the Spirit Definition and Hebrew Praise Word.
- b. Life Verse Practice
- c. Hebrew Writing Practice
- d. Read Story

3.

Prophets/Writings "Haftarah"

- a. God would bring hard times for Egypt – Ezekiel 28:26-29:5
- b. They shall know that I am the LORD – Ezekiel 29:19-21

Children's work pages begin here!

2.

God's Teachings/Law – "Torah"

- a. God went with Israel – Exodus 13:21-22
- b. Pharaoh went after them – Exodus 14: 5-9
- c. Moses says stand - Exodus 13:13-14
- d. God says go forward – Exodus 13:15-18
- e. At the sea– Exodus 13:19-31
- f. Rejoicing – Exodus 15:1-21
- g. God feeds them – Exodus 16:3-5
- h. God gives water – Exodus 17:3-7

Teacher's Special Instructions

We start with a lesson on the Hebrew language. We will both write and speak Hebrew.

We do this for two reasons:

- 1) All students are at the same level in learning a new language, and they enjoy it.
- 2) It gives the students a chance to learn biblical truths embedded in the original language of the Hebrew Scriptures (Old Testament). Start by pointing out they are used to reading from left to right, but Hebrew reads from right to left. They also will need to write Hebrew from right to left.

Materials and Vocabulary:

- a. White board, black board or large easel and paper
- b. Markers
- c. Handouts or writing paper for the students
- d. Pens or pencils for the students
- e. The words used on their Hebrew writing pages are all words that are related to each individual lesson. Generally, a Hebrew word is chosen from the lesson and emphasized each week, both to teach character and increase understanding of the concepts being taught. New words will be in the box on the upper right of this page. Various names of God will also be taught in Hebrew.

NEW HEBREW WORDS TRANSLITERATED

Beshalach (When He Sent)

Yad (Hand)

Yatsav (Stand)

Preparation:

- a. Choose 2 or 3 Hebrew words from the Hebrew writing page(s). On the board, write the words in English and in the transliterated form given in the left column of the Hebrew writing page(s).
- b. Leave space to write the word in Hebrew.
- c. Explain that the letters they see on the page are written in book print like they might see on a sign, or that they would print themselves.

Procedure:

- a. Demonstrate the writing procedure of two or three Hebrew words on the board. Have the students follow your directions on their work pages. Be sure to point out the special features of each letter.
- b. Then have the students try a few words on their own, or complete the rest of the page. The ability to finish the whole exercise will depend on how much time you have. (2 to 5 minutes time is needed to finish the page.)

Israeli street sign



Games/Activities: Normally games are played after children's work pages are complete.

Discuss why we need to know who our God is. See: 13 Attributes of God "Scramble Match Game" on page 80.

Prayer and Praise Words


(Thank you ...Bless you...)

PEACE: Even when I don't understand, thank you for PEACE that is like a quiet stream flowing through a green meadow that your Holy Spirit causes to flow through me.

1. Let's thank God for one thing He has blessed you with this week.

Write your thank you here:

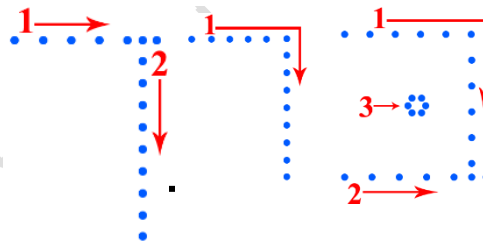
PRAISE is a way to THANK GOD for HIS Goodness to us and others.



Final Kaf

Reyesh

Bet



Praise word: Barak

EXPRESS HUMILITY and Adoration

Barak means "to kneel down, to bless God as an act of adoration."

- Beit means House
- Reysh means a person, the head, the highest
- Kaf means palm, to cover, to open or allow

Barak could mean: What the household of the highest allows. To be blessed could mean: To do what the highest in the house allows. Is God the head of your house and your heart?

Psalms 95:6 (NKJV)

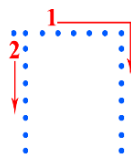

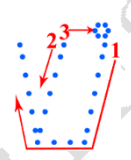
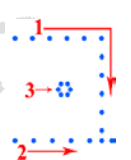
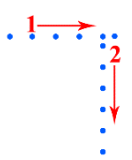
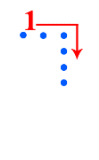
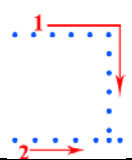
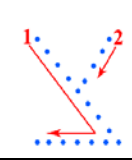

Oh come, let us worship and bow down; Let us kneel before the LORD our Maker.

Life Verse: Exodus 13:21(NKJV)

²¹And the LORD went before them by day in a pillar of cloud to lead the way, and by night in a pillar of fire to give them light, so as to go by day and night.

Hebrew/English	<div>← Write and read Hebrew from right to left. ← Start</div>						
Rachum (Merciful, compassionate)	here	Final Mem	Vav	Chet	Reysh		
Practice Writing							
CHANAN (Gracious giving favor to all)		Final Noon	Vav	Noon	Chet		
Practice Writing							
EREK APAYIM (Slow to Anger)	Final Mem	Yood	Pey	Aleph	Final Kaf	Reysh	Aleph
Practice Writing							
RAV CHESED (Loving and kind to all)	Reysh	Dalet	Samek	Chet	Vav		
Practice Writing							


Stand in God

Hebrew /English	<div style="display: flex; align-items: center; justify-content: space-between;"> ← Write and read Hebrew from right to left ← Start here </div>
Beshalach (When He Sent)	<div style="display: flex; justify-content: space-around; align-items: flex-end;"> <div style="text-align: center;"> <p>Chet</p>  </div> <div style="text-align: center;"> <p>Lamed</p>  </div> <div style="text-align: center;"> <p>Sheen</p>  </div> <div style="text-align: center;"> <p>Beit</p>  </div> </div>
Practice Writing	
Yad (Hand)	<div style="display: flex; justify-content: space-around; align-items: flex-end;"> <div style="text-align: center;"> <p>Dalet</p>  </div> <div style="text-align: center;"> <p>Yood</p>  </div> </div>
Practice Writing	
Yatsav (Stand)	<div style="display: flex; justify-content: space-around; align-items: flex-end;"> <div style="text-align: center;"> <p>Veit</p>  </div> <div style="text-align: center;"> <p>Tsade</p>  </div> <div style="text-align: center;"> <p>Yood</p>  </div> </div>
Practice Writing	

Teacher's Lesson Flow: Beshalach (When He Sent) בשלח Exodus 13:17-17:16 ~ Judges 4:4-5:31 ~ Mark 6


Last week we left as God called the children of Israel, "the armies of the LORD", and they were about to leave Egypt. Today we will learn of the mighty miracles the LORD does to make their deliverance from the hand of Pharaoh final.


God made His presence known to the children of Israel, so that they could SEE it! He went before them in the daytime as a pillar of cloud, and in the night time He was a pillar of fire. In this way, He was always with them. He led their way in the daytime, and He was light to them even at night! (Ex. 13:21,22)



But Pharaoh was not finished. He decided to pursue them with 600 of his best chariots and all his horses and huge army. He overtook them where they were camped. The Israelites saw this huge army coming and they were very afraid. They cried out to God and said to Moses, did you bring us out here to have us die? (Ex. 14:6-12)

What should they do? It was nighttime and they were camping. Pharaoh's huge army was coming behind them, and there was an ocean in front of them! Were they trapped?

Moses spoke up and said: Do not be afraid! Stand still and see the salvation of the LORD.....The LORD will fight for you! Would you want to just stand there? Well, listen to the meaning of the word "stand" in Hebrew: The word for "stand" in Hebrew is  (veit, tsade, yood) . Taking the meaning of each letter, it means, the Son's righteous hand! – That is what will cause God then said, Go Forward! And Moses lift up your rod and stretch out your hand over the sea, and the children of Israel shall go to the other side of the sea on dry land. Now watch how



God saves them: The Angel of God who was in front of Israel's camp moved and went behind them and stood between them and the Egyptians. And He was a cloud and darkness to the Egyptians, but gave light to Israel all night! (Ex. 14:19,20)



So Moses did as God told him and stretched out his hand over the sea, and the LORD caused the sea to go back by a strong wind all night long. The wind caused the waters to pile up on each side creating a path in the middle. Then the Israelites walked between the walls of water that were piled up on each side of them. They walked on dry ground! (Ex. 14:21-30)

The Egyptians did not want the Israelites to escape, so they pursued with all their chariots and horses. Looking down at them, the Lord caused the wheels of their chariots to fall off; then He told Moses to stretch out his hand again and the LORD caused the water to return – while the Egyptians were fleeing into it!



So the LORD saved Israel that day out of the hand of the Egyptians, and Israel saw the great work of the LORD and feared and believed the LORD. (Ex. 14:31)



Rejoicing in what the LORD had done, Moses and the children of Israel sang a song.

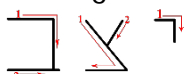
As you listen to this song, remember the word Yatsav means "the son's righteous hand" and listen for what the Lord's right hand did. Here are some of the words they sang: I will sing to the LORD, for He has triumphed gloriously! The horse and its rider He has thrown into the



sea!

Your right hand, O LORD, has become glorious in power; Your right hand, O LORD has dashed the enemy in pieces....who is like You, O LORD, among the gods? You stretched out Your right hand...You in Your mercy, and led forth the people whom You have redeemed....By the greatness of Your arm ...Till Your people pass over, O LORD, Whom You have purchased! (Ex. 15. 1-16)

The Lord never changes, He still rescues and saves people today with His righteous right hand. You can stand on that promise!



Just a few weeks later, the children of Israel were in the wilderness, and they were complaining because they thought they might die of hunger. The LORD told Moses the amazing way He was going to feed the people. He said He would rain bread from heaven for them, and they would gather what they needed every day. On the 6th day they would take enough for 2 days, because the 7th day is the Sabbath, and God wants the people to rest on that day. And God did just what He said, He rained bread down from heaven for them every day. It is called Mannah. (Ex.16:1-5)



The LORD continued to do amazing miracles for the children of Israel. In just a short time after singing and rejoicing, the people were in the wilderness complaining because there was no water to drink! Moses cried out to the LORD, and the LORD told Moses that He would stand before him in, and told Moses to strike the rock with his rod and – WATER WOULD COME OUT OF THE ROCK. Then the people could drink! – So the people saw another great miracle of God as water came out of the rock! (Ex.17:3-6)

Each time the children of Israel needed something, the LORD provided a miracle and gave them what they needed.



Now the time came for the people to come in and to take the land of Israel that God was giving them. (Ju.1:2) But there was a river to cross called the Jordan. How would they ever get all those people across that river?? God had a plan and a mighty hand, and here is what He did: The priests carrying the ark of the covenant of the LORD were to lead the way, and as soon as their feet were in the edge of the water,

God was going to make the waters coming down stream pile up in a heap so the people could cross on dry land!! (Ju. 3:15) And that is exactly what He did. He dried up the waters for them, and all Israel crossed over on dry land!

(Ju. 4:23) Do you know why God does such amazing miracles?

He wants all the people of the earth to know that His hand is mighty, and that we should all fear the LORD our God forever!

(Ju. 4:24) What will help you remember how MIGHTY our God is?

God never changes. In the Brit Hadashah, Yeshua went from place to place doing all kinds of miracles. Listen now to what the people said about Him, and find how He is the same God who performed such great miracles with His righteous Hand: "And when the Sabbath had come, He began to teach in the synagogue. And many hearing Him were astonished, saying, Where did this Man get these things? And what wisdom is this which is given to Him that such mighty works are performed by His hands! (Mk.6:2) Yeshua is still the same today, and His mighty hand still does mighty works in our day!



TORAH (God's Teachings/Law) Exodus 13:21-22 (NKJV)

²¹ And the LORD went before them by day in a pillar of cloud to lead the way, and by night in a pillar of fire to give them light, so as to go by day and night

. ²² He did not take away the pillar of cloud by day or the pillar of fire by night from before the people.

The armies of God leaving Egypt...



Fill in the blanks and circle the answers above.

1. Who went before Israel as they left Egypt?
2. The LORD was where by day?
3. During the day the LORD _____ the _____.
4. The LORD was where by night?
5. During the night the pillar of cloud gave them_____.

TORAH (God's Teachings/Law) Exodus 14:5-9

⁵ Now it was told the king of Egypt that the people had fled, and the heart of Pharaoh and his servants was turned against the people; and they said,

"Why have we done this, that we have let Israel go from serving us?"

⁶ So he made ready his chariot and took his people with him. ⁷ Also, he took six hundred choice chariots, and all the chariots of Egypt with captains over every one of them.

⁸ And the LORD hardened the heart of Pharaoh king of Egypt, and he pursued the children of Israel; and the children of Israel went out with boldness.

⁹ So the Egyptians pursued them, all the horses *and* chariots of Pharaoh, his horsemen and his army, and overtook them camping by the sea beside Pi Hahiroth, before Baal Zephon.

¹⁰ And when Pharaoh drew near, the children of Israel lifted their eyes, and behold, the Egyptians marched after them. So they were very afraid, and the children of Israel cried out to the LORD.



Fill in the answers:

1. How many chariots of Egypt chased after the children of Israel?

2. The children went out of Egypt with _____.

3. When the children of Israel saw the Egyptians marching after them, how did they feel? _____

4. What did the children of Israel do?



TORAH (God's Teaching/Law Exodus 14:13-14 Names of God Bible (NOG)

¹³ Moses answered the people,

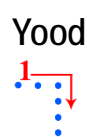
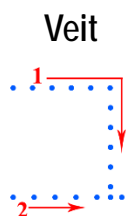
"Don't be afraid! Stand still, and see what *Yahweh* will do to save you today.

You will never see these Egyptians again.

¹⁴ *Yahweh* is fighting for you! So be still!"



Yatsav
(stand)



Meaning of letters: the Son's righteous hand!

SONG
of
MOSES

1. Whisper the Words
2. Speak in a normal voice the Words
3. Shout the Words



"Your **right hand**, O Lord,
has become glorious in power;
Your **right hand**, O Lord,
has dashed the enemy in pieces.

Exodus 15:6




You stretched out Your right hand...
You in Your mercy have led forth the people
whom You have redeemed....
Exodus 15:12-13

TORAH (God's Teachings/Law) Exodus 16:3-5

³ And the children of Israel said to them, "Oh, that we had died by the hand of the LORD in the land of Egypt, when we sat by the pots of meat *and* when we ate bread to the full! For you have brought us out into this wilderness to kill this whole assembly with hunger."

⁴ Then the LORD said to Moses, "Behold, I will rain bread from heaven for you. And the people shall go out and gather a certain quota every day, that I may test them, whether they will walk in My law or not. ⁵ And it shall be on the sixth day that they shall prepare what they bring in, and it shall be twice as much as they gather daily."



Circle the answers in the scripture above.

1. What did the children of Israel complain about?
2. What did the LORD tell Moses HE was going to do?
3. How many days did God tell the children of Israel to collect the bread from heaven?
4. What about the bread for the 7th day?
5. Was God testing the children of Israel to see if they would listen and obey His instructions? Yes or No

Exodus 17:3-4 (NKJV)

³ And the people thirsted there for water, and the people complained against Moses, and said, "Why *is* it you have brought us up out of Egypt, to kill us and our children and our livestock with thirst?"

⁴ So Moses cried out to the LORD, saying, "What shall I do with this people? They are almost ready to stone me!"

Underline the answers in the scripture above.

1. What did the children of Israel complain about?
2. What did Moses do?

TORAH (God's Teachings/Law) Exodus 17:5-7

⁵ And the LORD said to Moses, "Go on before the people, and take with you some of the elders of Israel. Also take in your hand your rod with which you struck the river, and go. ⁶ Behold, I will stand before you there on the rock in Horeb; and you shall strike the rock, and water will come out of it, that the people may drink."

And Moses did so in the sight of the elders of Israel. ⁷ So he called the name of the place Massah and Meribah, because of the contention of the children of Israel, and because they tempted the LORD, saying, "Is the LORD among us or not?"

Fill in the blanks using the scriptures above to find the answers.

1. The LORD answered Moses, "Go out in front of the people. Take with you some of the elders of Israel and take in your hand the _____ with which you struck the Nile, and go.
2. Behold I will stand there before you by the rock at Horeb; and you shall _____ the _____, and _____ will come out of it for the people to _____."



HAFTARAH (Prophets / Writings) Joshua 3:15 (NKJV)

¹⁵ and as those who bore the ark came to the Jordan, and the feet of the priests who bore the ark dipped in the edge of the water (for the Jordan overflows all its banks during the whole time of harvest), ¹⁶ that the waters which came down from upstream stood *still*, and rose in a heap very far away at Adam, the city that *is* beside Zaretan. So the waters that went down into the Sea of the Arabah, the Salt Sea, failed, and were cut off; and the people crossed over opposite Jericho.

Joshua 4:23 (NKJV)

²³ for the LORD your God dried up the waters of the Jordan before you until you had crossed over, as the LORD your God did to the Red Sea, which He dried up before us until we had crossed over, ²⁴ that all the peoples of the earth may know the hand of the LORD, that it *is* mighty, that you may fear the LORD your God forever."

1. Underline the reason why God dried up the waters of the Jordan as He did the Red Sea.
2. Tell a neighbor what will help you remember how MIGHTY our God is?

6 Then He (JESUS) went out from there and came to His own country, and His disciples followed Him.

² And when the Sabbath had come, He began to teach in the synagogue.

And many hearing *Him* were astonished, saying, "Where *did* this Man *get* these things?

And what wisdom *is* this which is given to Him, that such mighty works are performed by His hands!

1. Who followed Jesus (Yeshua)? _____
2. When the Sabbath had come, Jesus began to _____ in the _____.
3. Many people hearing Him ask what question? (Circle Answer)
4. And what _____ is this which is given to Him, that such _____ are performed by _____!

Find these answers in the scripture above and fill in the blanks.

hands His works mighty wisdom synagogue teach disciples

Barook (Blessing) May Elohim bless you with Faith and Strength as He upholds you.

(Teacher note:

You can bless the students at the end of the class with this blessing as a whole group or individually.)

Games and Activities Teacher Instructions

For each of the lessons one of the games has been suggested to re-enforce the theme of the lesson. We have used the following games in a variety of ways. You can use the game suggested or choose another which fits your students and your time frame.

A list of general games that can be used for any/all lessons is included at the end of this volume .

13 ATTRIBUTES OF GOD


We have given four consecutive weeks for the students to learn these attributes. How can we trust God if we do not know who HE is? The names of God are attributes or characteristics of God that help us know what HE is like. We will focus on the first four and then rotate through all of them throughout Exodus. Make copies of the "Scramble Match game" and of the answer sheet for each student and cut the answer sheet apart. Put them into sets and give them to the students as sets so they can individually work on the taping or pasting the pieces in the correct places.

1. Review the attributes of God.
2. Read aloud the Hebrew Letters, transliteration or name and the definition.
3. Have the students tape or glue the pieces into their correct positions.
4. Discuss as a class what the meanings of each of the definitions for Rachum, Chanan, Erech Apayim and Rav Chesed might be.
5. What does each of these attributes mean for us?

You can use these lessons more than once and we have found that the students learn them quickly.

SCAVENGER HUNT

1. Divide into small teams – 2 to 3 children per team. Give each team a name or number.
2. Around the room, have answers to questions written out on 8 1/2 by 11 paper. Use large print that is easy to read.
3. Tape the questions around the room on the walls or on chair backs, etc.
4. Write out the answers on 8 1/2 x 11 paper and hand them out. No one can look at the questions or answers until you say, "Go"! (Be sure the team numbers or names are written on the back of the answers.)
5. Each team captain has tape.
6. As soon as the team finds the correct answer(s) to the question(s) they have, they tape it under the question.
7. The first team to have the largest number of matching questions and answers wins.

13 ATTRIBUTES OF GOD EXODUS 34:6-7 (Scramble Match Game – Use Exodus 34:6-7 to put all the pieces in order)			
#	Hebrew  (Read and write right to left)	Transliteration	Definition
1			
2			
3			
4			
5			
6			
7			
8			
9			
10			
11			
12			
13			

Answer sheet: Cut pieces as required for desired activity.

יהוה	YHVH	The LORD, Adonai, Yahweh Unchanging Covenant Keeper
יהוה	YHVH	The LORD, Adonai, Yahweh Unchanging Mercy Giver
אל	EL	God, Creator, King, Able to Give Mercy
רחום	RACHUM	Merciful Compassionate Caring, Helping, Loving, Nurturing
חנון	CHANAN	Gracious Gives Grace and Favor to All
ארך אפים	EREK APAYIM	Slow to Anger Patiently Waits for Repentance
רב חסד	RAV CHESED	Loving and Kind to all To both the Righteous and the Unrighteous
אמת	EMET	Truth, Faithfulness HE is Fair and Equitable In HIS Justice
נצר חסד לאלפים	NOTZEIR CHESED L'ALAFIM	Keeping Loving-kindness for 1000s Never Ending Generational Covenant
נשא עון	NOSEI AVON	Forgives Iniquity Intentional Sins Nature, Continue without repentance
נשא פשע	NOSEI PESHA	Forgives Transgression Rebellious Sins Arrogant, Disrespectful, Past limits
נשא חטאה	NOSEI CHATAAH	Forgives Sin Unplanned, Inadvertent Sins
נקה	NAKEH	HE Cleanses Sin

Teacher's Lesson Flow: Yitro ("Jethro") יתרו

Exodus 18:1-20:23~Isaiah 6:1-7:6~Mark 7,8

Life Verse: Isaiah 9:6 (NKJV)

⁶ For unto us a Child is born, Unto us a Son is given; And the government will be upon His shoulder. And His name will be called Wonderful, Counselor, Mighty God, Everlasting Father, Prince of Peace.

5.

Reinforcing the WORD to Build "Banah" lives

- Quickly review Prayer and Praise Words to Thank YHVH God.
- Review the Life Verse: Isaiah 9:6
- Review the Hebrew letters and vocabulary.
- To receive God's promises what were the Israelites responsible for?
- Why is it important for you to obey God?
- Does God know what is best for you?
- Do you do what Jesus tells you to do?
- Why do we obey what Jesus tells us to do?

4.

New Testament
"B'rit Chadashah"

- Jesus speaks about the commands of God - Mark 7:7-10
- Christ as messiah - Mark 8:29-39

**Obedience
to God is
Important**

1.

Start Here

PRAISE "Hallel"

- Practice Prayer and Praise Words to the Lord Including the Fruit of the Spirit Definition and Hebrew Praise Word.
- Life Verse Practice
- Hebrew Writing Practice
- Read Story

3.

Prophets/Writings "Haftarah"

- Holy is the Lord; His glory fills the earth - Isaiah 6:1-4
- His government will never end. - Isaiah 9:6,7

Children's work pages begin here!

2.

God's Teachings/Law - "Torah"

- Moses' family comes - Exodus 18:2-6
- Jethro's advice - Exodus 18:13-26
- The promise for obedience - Exodus 19:3-6
- God talks to Moses - Exodus 19:16-18
- Preparation - Exodus 19:10-12
- The people hear God - Exodus 19:19-22

Teacher's Special Instructions

We start with a lesson on the Hebrew language. We will both write and speak Hebrew.

We do this for two reasons:

- 1) All students are at the same level in learning a new language, and they enjoy it.
- 2) It gives the students a chance to learn biblical truths embedded in the original language of the Hebrew Scriptures (Old Testament). Start by pointing out they are used to reading from left to right, but Hebrew reads from right to left. They also will need to write Hebrew from right to left.

Materials and Vocabulary:

- a. White board, black board or large easel and paper
- b. Markers
- c. Handouts or writing paper for the students
- d. Pens or pencils for the students
- e. The words used on their Hebrew writing pages are all words that are related to each individual lesson. Generally, a Hebrew word is chosen from the lesson and emphasized each week, both to teach character and increase understanding of the concepts being taught. New words will be in the box on the upper right of this page. Various names of God will also be taught in Hebrew.

NEW HEBREW WORDS TRANSLITERATED

Yitro (Jethro)

Pahley (wonder)

Echad (one)

Preparation:

- a. Choose 2 or 3 Hebrew words from the Hebrew writing page(s). On the board, write the words in English and in the transliterated form given in the left column of the Hebrew writing page(s).
- b. Leave space to write the word in Hebrew.
- c. Explain that the letters they see on the page are written in book print like they might see on a sign, or that they would print themselves.

Procedure:

- a. Demonstrate the writing procedure of two or three Hebrew words on the board. Have the students follow your directions on their work pages. Be sure to point out the special features of each letter.
- b. Then have the students try a few words on their own, or complete the rest of the page. The ability to finish the whole exercise will depend on how much time you have. (2 to 5 minutes time is needed to finish the page.)

Israeli street sign



Games/Activities: Normally games are played after children's work pages are complete.

For this lesson work on learning the 10 commandments along with their corresponding letter and number. Start with trace and say page and then have them do the write it activity. You will find them on pages 99 and 100.

Prayer and Praise Words

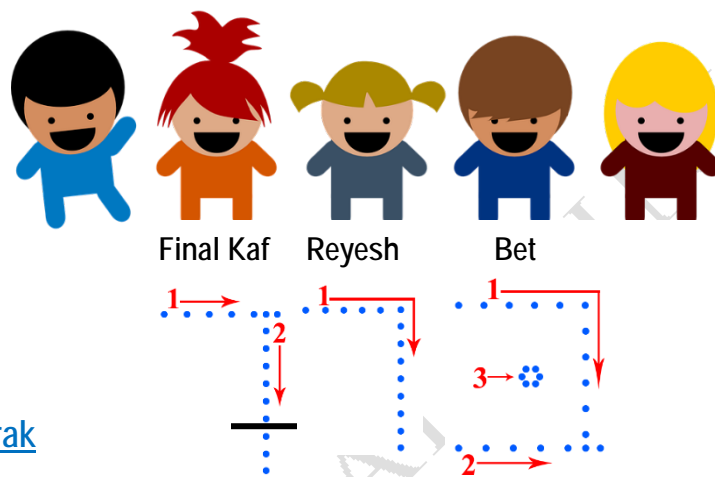
(Thank you ...Bless you...)

Self-Control: Thank you, Lord, for your gift of **self-control** that **strengthens** me **to do what is right and good**.

1. Let's thank God for one thing He has blessed you with this week.

Write your thank you here:

PRAISE is a way to THANK GOD for HIS Goodness to us and others.



Praise word: Barak

EXPRESS HUMILITY and Adoration

Barak means "to kneel down, to bless God as an act of adoration."

- **Beit means House**
- **Reysh means a person, the head, the highest**
- **Kaf means palm, to cover, to open or allow**

Barak could mean: What the household of the highest allows. To be blessed could mean: To do what the highest in the house allows. Is God the head of your house and your heart?

Psalm 95:6 (NKJV)













Oh come, let us worship and bow down; Let us kneel before the LORD our Maker.

Life Verse: Isaiah 9:6 (NKJV)

⁶For unto us a Child is born, unto us a Son is given; And the government will be upon His shoulder. And His name will be called Wonderful, Counselor, Mighty God, Everlasting Father, Prince of Peace.

Hebrew/English	<div> <div>←</div> <div>Write and read Hebrew from right to left.</div> <div>←</div> <div>Start here</div> </div>
RAV CHESED (Loving and Kind to all)	<div> <div>Dalet</div> <div>Samech</div> <div>Chet</div> <div>Vet</div> <div>Reysh</div> </div>
Practice Writing	
EMET (Truth, Faithfulness)	<div> <div>Tav</div> <div>Mem</div> <div>Aleph</div> </div>
Practice Writing	
NOTZEIR CHESED L'ALAFIM (Keeping loving-kindness for 1000s)	<div> <div>Dalet</div> <div>Samech</div> <div>Chet</div> <div>Reysh</div> <div>Tsade</div> <div>Noon</div> </div>
Practice Writing	

Obedience to God is important!

Hebrew /English	 Write and read Hebrew from right to left  Start here
Yitro (Jethro)	<div style="display: flex; justify-content: space-around; align-items: flex-start;"> <div style="text-align: center;">Vav </div> <div style="text-align: center;">Reysh </div> <div style="text-align: center;">Tav </div> <div style="text-align: center;">Yood </div> </div>
Practice Writing	
Pahley (wonder)	<div style="display: flex; justify-content: space-around; align-items: flex-start;"> <div style="text-align: center;">Aleph </div> <div style="text-align: center;">Lamed </div> <div style="text-align: center;">Pey </div> </div>
Practice Writing	
Echad (One)	<div style="display: flex; justify-content: space-around; align-items: flex-start;"> <div style="text-align: center;">Dalet </div> <div style="text-align: center;">Chet </div> <div style="text-align: center;">Aleph </div> </div>
Practice Writing	

Yitro - Jethro - יתרו

Exodus 18:1- 20:3; Isaiah 6:1-7:6, 9:5-7; Mark 7,8;

Last week we saw how God's righteous, mighty hand delivered the Israelites from the fierce Egyptian army that was pursuing them and had them trapped.

News about all that God had done for Moses and for the Israelites had made its way to Jethro, who was Moses' father in law. Knowing that Moses was now not too far from him, Jethro brought Moses' wife and his two sons back to Moses, so they could be together. Notice the names of Moses' sons. How do they connect with what you have learned? One was named Gershom which means: "I have been a stranger in a foreign land", and the other was Eliezer which means – "The God of my father was my help"! Pretty amazing meanings, don't you think? Moses and Jethro talked about all that the LORD had done, and Jethro rejoiced in all the good the LORD had done for Israel, and he said,

"Now I know that the LORD is greater than all the gods;"
Think of all the reasons you know that is true. (Ex. 18:1-11)



Now Moses was in charge of all the people, and he worked from morning until evening. The people all came to him to ask about how God would want their problems to be solved. Moses would explain the statutes and laws of God to them. But Moses father in law saw that this was too much work for one man. He gave Moses a good plan. He said, Have other faithful men help you with the smaller problems, and you help the people that have big problems.



Share the work! It is good to listen to our fathers. They can have wisdom that will really help us. And Moses did listen to Jethro's good advice, and did all he had said.(Ex. 18:13-26)

Then 3 months after leaving Egypt, Israel was camped in the wilderness of Sinai. It was there that the LORD called Moses to come up the mountain, because the LORD wanted to talk with him!

God spoke as a father and told these amazing words to Moses.

As you listen to these words, find what the children of Israel were responsible for and the promise God made IF they would obey:



The Lord wanted to talk to Moses.



Now if you will indeed obey My voice and keep My covenant, then you shall be a special treasure to Me above all people, for all the earth is Mine. And you shall be to Me a kingdom of priests and a holy nation....” Moses told these words to the people, and they responded by saying: All that the LORD has said, we will do!

Did you find all the amazing promises God made to the people? What were the people responsible for?



All that the LORD
has said,
we will do!

So, when God spoke these things to Moses, could Moses see God?

Oh, no! God was wrapped in a thick cloud, so He was hidden. Then God told Moses He was going to come down on the mountain and speak to all the people. He wanted the people to wash, and to wash all their clothes, and to dedicate themselves to do God's will.

They were also told NOT TO TOUCH the mountain, or they would die! God wanted them to hear His voice, so they would always believe what Moses told them. (Ex.19:9-11)



Would you be excited about this or what?! Sure enough, on the 3rd day there were **thunderings** and **lightnings** and a **thick cloud** was on the mountain. And the **sound of the trumpet was very loud**, and all the people who were in the camp **trembled!** Moses brought all the people out to the mountain to meet with God, and they stood at the foot of Mt. Sinai which was **completely in smoke** because the **LORD came down in fire**, and the **whole mountain quaked greatly!** The **trumpet blew louder and louder!** Moses spoke, and **God answered him BY VOICE!** In all of these things the people could see and hear and even feel their **all- powerful God!** Do you think this is why they trembled? Then God called Moses up to the top of the mountain, and when Moses arrived, He told Moses to go back down and warn the people not to try to break through to see Him or they would perish! Wow!! What a day! (Ex. 19:16-21)



Do you remember that God said He was doing this because He wanted the people to hear when He spoke with Moses and believe Moses forever. God knew how important it was that the people believe what Moses said. Moses was like a father who wanted to teach and protect the people, so he wanted them to obey God's Words. Why do you think this was important? Like Jethro, who was Moses' father in law and wanted what was best for Moses, God is our Father, and He wants what is best for us. When we do what HE SAYS, He knows it will always be best for us! (Ex. 19:9)

Isaiah the prophet saw the Lord. Isaiah saw the Lord sitting on a throne that was high and lifted up, and His long train of His robe filled the temple. The angels above His throne and called out these words:

Holy, holy, holy is the LORD of hosts; the whole earth is full of His glory! The voice of the angel that said this was so powerful, that the door posts shook and the temple was filled with smoke.

(Isa. 6:1-4)

And then Isaiah said these amazing words that the Lord spoke to him: For unto us a Child is born. Unto us a son is given; and the government will be upon His shoulder. And His name will be called Wonderful, Counselor, Mighty God, Everlasting Father, Prince of Peace. His government and peace will increase, and it will never end! (Isa. 9:6,7a) Do you see the wonder of our amazing God? Do you think about the day you will see Him face to face?

The Hebrew word for wonder is  (pahley).
 (pahley) means: to be extraordinary or to be wonderful!

The pey means mouth, the lamed means shepherd/ruler and the aleph means God.

So we see that when God, the shepherd/ruler speaks it is amazing and wonderful! The words of God are incredible!

How are you amazed by the words of God?

Our Father God's Words are wonderful.

So we need to remember how important it is to DO what God's Word tells us to do.



In the book of Mark, Yeshua (Jesus) tells us the same thing. He said, don't do what other people do, because they follow habits that men have made up. Don't follow all those habits, but do what Moses told you to do. Honor your father and your mother! (Mk. 7:7-10)

And why do we want to do what Yeshua (Jesus) tells us? Well, listen to this:

Jesus asked Peter a question: Who do you say that I am? Peter answered and said to Him, You are the Christ. Christ means that He is the Messiah – **the Anointed One that God sent to tell us how to live by His Word**. Remember how Moses was explaining to people how to live by God's Word?

Yeshua (Jesus) came to explain His Father's words about how we should live, and He is coming again in the glory of His Father with the holy angels. Let's listen to and obey His Words!

(Mk.8:29&38)

TORAH (God's Teachings/Law) Exodus 18:2-6 (NKJV)

(Circle and write answers)



² Then Jethro, Moses' father-in-law, took Zipporah, Moses' wife, after he had sent her back, ³ with her two sons, of whom the name of one was Gershom (for he said, "I have been a stranger in a foreign land")

⁴ and the name of the other was Eliezer (for he said, "The God of my father was my help, and delivered me from the sword of Pharaoh");

⁵ and Jethro, Moses' father-in-law, came with his sons and his wife to Moses in the wilderness, where he was encamped at the mountain of God.

⁶ Now he had said to Moses, "I, your father-in-law Jethro, am coming to you with your wife and her two sons with her."



1. Who was Moses' wife?

2. What was the name of Moses' 1st son?

3. What did Gershom mean?

4. What was the name of Moses' 2nd son?


5. What does Eliezer mean?



TORAH (God's Teachings/Law) Exodus 18:9-11 (NOG) (Circle and write answers)

⁹ Jethro was delighted to hear about all the good things Yahweh (the LORD) had done for Israel in rescuing them from the Egyptians.

¹⁰ He said, "Thank Yahweh! He rescued you from the Egyptians and their Pharaoh and rescued these people from the control of the Egyptians, ¹¹ who treated Israel with contempt. Now I know that *Yahweh* is greater than all other gods."



1. Jethro was _____ to _____ about all the _____ had done for _____ in rescuing them from the _____.
2. He said, "_____! He rescued you from the _____ and their _____.
3. Now I know that _____ is _____ than _____ gods."

(delighted means: pleased, glad, happy, thrilled)

4. Do you tell others what Yahweh God has done for you?

YES or NO

5. Do you Thank Yahweh God for the good things HE has done for you and your family?

YES or NO

6. List something you are thankful to Yahweh God for:

TORAH (God's Teachings/Law) Exodus 18:13-16 (NKJV) (Circle and write answers)

¹³ And so it was, on the next day, that Moses sat to judge the people; and the people stood before Moses from morning until evening.

¹⁴ So when Moses' father-in-law saw all that he did for the people, he said,
"What *is* this thing that you are doing for the people?
Why do you alone sit, and all the people stand before you from morning until evening?"

¹⁵ And Moses said to his father-in-law, "Because the people come to me (Moses) to inquire of God. ¹⁶ When they have a difficulty, they come to me, and I judge between one and another; and I make known the statutes of God and His laws."

Share the work.

Moses helps with the big and difficult problems.



1. Who sat to judge the people? _____
2. The people stood before Moses from _____ until _____.
3. When Moses' father-in-law Jethro saw all that Moses did for the people, what two questions did he ask? (Circle your answer)
4. And Moses said to his father-in-law, "Because the _____ come to _____ to _____ of _____.
5. When the people had difficulty, they came to Moses. What did Moses do? I _____ between one and another; and I _____ the _____ of _____ and His _____."

Moses chose able men to help with the smaller problems.



TORAH (God's Teachings/Law) Exodus 18:17-21 (NKJV) (Circle and write answers)

¹⁷ So Moses' father-in-law said to him, "The thing that you do *is* not good.

¹⁸ Both you and these people who *are* with you will surely wear yourselves out. For this thing *is* too much for you; you are not able to perform it by yourself.

¹⁹ Listen now to my voice; I will give you counsel, and God will be with you: Stand before God for the people, so that you may bring the difficulties to God.

²⁰ And you shall teach them the statutes and the laws, and show them the way in which they must walk and the work they must do. ²¹ Moreover you shall select from all the people able men, such as fear God, men of truth, hating covetousness; and place *such* over them *to be* rulers of thousands, rulers of hundreds, rulers of fifties, and rulers of tens.

1. So, Moses' father-in-law said to him, "The thing that you do is ____ .
2. Jethro said, both you and these people who are with you will surely ____ .
3. Jethro instructed Moses, you shall ____ them the ____ and the ____, and show them the ____ in which they must ____ and the ____ they must ____.
4. Jethro instructed Moses to select from all the people ____, such as ____, men of ____ hating ____ and place such over them to be ____ of ____, rulers of ____, ruler of ____ and rulers of tens.



TORAH (God's Teachings/Law) Exodus 19:3-8 (NKJV)

³ And Moses went up to God, and the LORD called to him from the mountain, saying, "Thus you shall say to the house of Jacob, and tell the children of Israel:

⁴ 'You have seen what I did to the Egyptians, and *how* I bore you on eagles' wings and brought you to Myself.

⁵ Now therefore, if you will indeed obey My voice and keep My covenant, then you shall be a special treasure to Me above all people; for all the earth *is* Mine.

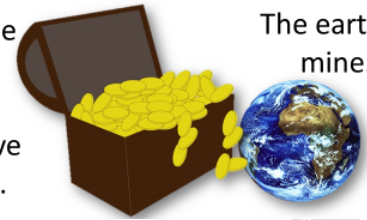
⁶ And you shall be to Me a kingdom of priests and a holy nation.' These *are* the words which you shall speak to the children of Israel."

⁷ So Moses came and called for the elders of the people, and laid before them all these words which the LORD commanded him.

⁸ Then all the people answered together and said, "All that the LORD has spoken we will do." So, Moses brought back the words of the people to the LORD.

The promise of God IF they obey.
Exodus 19:3-6

You shall be
a special
treasure
to Me above
all people.




The earth is
mine.

THINK ABOUT:

Answer in your mind/heart.

1. Do you Listen carefully to God's Word and hear His promises?
2. How do you know God loves you and God wants to help you?
3. How do you choose to obey God and His Word (the Bible)?

All that the LORD
has said,
we will do!



HAFTARAH (Prophets / Writings) Isaiah 9:6-7 (NKJV)

⁶ For unto us a Child is born,
Unto us a Son is given;
And the government will be upon His shoulder.
And His name will be called
Wonderful, Counselor, Mighty God,
Everlasting Father, Prince of Peace.
⁷ Of the increase of *His* government and peace
There will be no end,
Upon the throne of David and over His kingdom,
To order it and establish it with judgment and justice
From that time forward, even forever.
The zeal of the LORD of hosts will perform this.

Do you see the wonder of
our amazing God?

Do you think about the day
you will see Him face to
face?

The Hebrew word for wonder is  (pahley).

(pahley) means: to be extraordinary or to be wonderful!



Pey means mouth



Lamed means shepherd/ruler



Aleph means God

When God, the Shepherd/ruler speaks it is amazing and wonderful!

Do you need to remember how important it is to DO what God's Word tells us to do?

YES or NO


Mark 7:7-10

"You have let go
of the commands of God
and are holding on
to human traditions."


For Moses said,
"Honor your father
and mother,"




Why do we do what Jesus tells us?



You are the Christ.
He is the Messiah
which means the
anointed one.
Mark 8:29-38



Let's listen and obey!



1. Do you choose to listen and obey the Bible?
 2. Do you choose to listen and obey the "10 Commands given to Moses by God on Mt Sinai with God's love and God's help?"
- If so, draw your face here with a big smile! Draw your hands and feet too!

Barook (Blessing) May Yeshua bless you with the ability to go out and make disciples for Him..

(Teacher note:

You can bless the students at the end of the class with this blessing as a whole group or individually.)

Games and Activities Teacher Instructions

For each of the lessons one of the games has been suggested to re-enforce the theme of the lesson. We have used the following games in a variety of ways. You can use the game suggested or choose another which fits your students and your time frame.

A list of general games that can be used for any/all lessons is included at the end of this volume .

The TEN WORDS worksheets

We have given four consecutive weeks for the students to learn the 10 commandments and their corresponding letter and number. For week one they will trace the letters and say the letter, the number and the commandment. They will then do a worksheet which gives them the chance to write the letter corresponding with each commandment.

1. Pass out the "Trace and Say Worksheet."
2. Have students say the number then trace and say the letter, then say the corresponding commandment or "Word."
3. Do each line two or three times.
4. Pass out the Write the Letter page and have the students write the correct letter in the space with its corresponding name and commandment.
5. Read through them again if there is time.

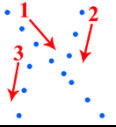
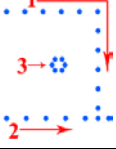
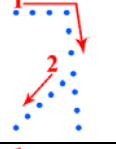
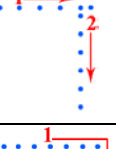
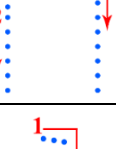
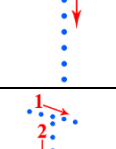
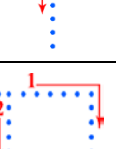
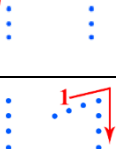
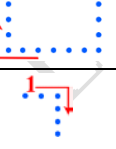

You can use these lessons more than once and we have found that the students learn them quickly.

EACH ONE WRITE ONE

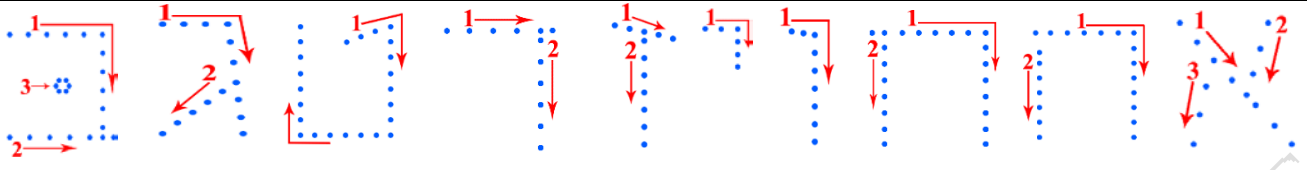
1. **Form teams.**
2. Have each team member write a question about the lesson on a 3x5 card or piece of paper. (Older children can assist younger children on their team who may need help with this.)
3. Pass all the questions in. The teacher reads one team's questions to the other team – one member at a time answers the question.
4. 1,000 points is awarded for each correct answer.
5. The first team to have 10,000 points wins

Aleph-Bet and 10 "Words" Commandments

Trace each Hebrew letter and Say Letter, Number and Commandment.

Letter	Name	Number	Commandment
	Aleph	1	I AM the Lord your God
	Bet	2	You shall have no other gods before ME
	Gimmel	3	You shall not take the name of the Lord your God in vain
	Dalet	4	Remember the Sabbath Day and keep it holy
	Hey	5	Honor your father and mother
	Vav	6	You shall not murder
	Zayin	7	You shall not commit adultery
	Chet	8	You shall not steal
	Tet	9	You shall not bear false witness
	Yood	10	You shall not covet

10 "Words" Commandments - Write Letter for Commandment.



Letter	Name	Number	Commandment
	Aleph	1	I AM the Lord your God
	Bet	2	You shall have no other gods before ME
	Gimmel	3	You shall not take the name of the Lord your God in vain
	Dalet	4	Remember the Sabbath Day and keep it holy
	Hey	5	Honor your father and mother
	Vav	6	You shall not murder
	Zayin	7	You shall not commit adultery
	Chet	8	You shall not steal
	Tet	9	You shall not bear false witness
	Yood	10	You shall not covet

Teacher's Lesson Flow: Judgments (Mishpatim) משפטים

Exodus 21:1-24:18 30:11-16 ~ 2 Kings 12:1-17 ~ Mark 9

Life Verse Practice: Mark 9:2-3 and 7

² Now after six days Jesus took Peter, James, and John, and led them up on a high mountain apart by themselves; and He was transfigured before them.

⁴ And Elijah appeared to them with Moses, and they were talking with Jesus.

⁷ And a cloud came and overshadowed them; and a voice came out of the cloud, saying, "This is My beloved Son. Hear Him!"

5.

Reinforcing the WORD to Build "Banah" lives

- Quickly review Prayer and Praise Words to Thank YHVH God.
- Quickly review Life Verse: Deuteronomy 6:4-5
- Quickly review the Hebrew letters and vocabulary.
- How does God lead you?
- Where do you hear, and find God's words today?
- How is Moses' experience and the transfiguration of Yeshua alike?
- How can you do what Yeshua says?

1.

Start Here

PRAISE "Hallel"

- Practice Prayer and Praise Words to the Lord Including the Fruit of the Spirit Definition and Hebrew Praise Word.
- Life Verse Practice
- Hebrew Writing Practice
- Read Story

4.

New Testament
"B'rit Chadashah"

- Yeshua transfiguration - Mark 9:1-7

**Obedience
to God is
important**

3.

Prophets/Writings "Haftarah"

- Just how important is it to obey God's words - Jeremiah 39:8-11

Children's work pages begin here!

2.

God's Teachings / "Torah"

- 10 Commandments - Exodus 21:23-12
- Yahweh leads Israel - Exodus 23:20-23
- Obey God - Exodus 23:24-32
- God speaks to Moses - Exodus 24:2
- Moses writes God's words - Exodus 24:3-4
- God gives the 10 commandments - Exodus 24:9-12
- God on Mt. Sinai - Exodus 24:15-18

Teacher's Special Instructions

We start with a lesson on the Hebrew language. We will both write and speak Hebrew.

We do this for two reasons:

- 1) All students are at the same level in learning a new language, and they enjoy it.
- 2) It gives the students a chance to learn biblical truths embedded in the original language of the Hebrew Scriptures (Old Testament). Start by pointing out they are used to reading from left to right, but Hebrew reads from right to left. They also will need to write Hebrew from right to left.

Materials and Vocabulary:

- a. White board, black board or large easel and paper
- b. Markers
- c. Handouts or writing paper for the students
- d. Pens or pencils for the students
- e. The words used on their Hebrew writing pages are all words that are related to each individual lesson. Generally, a Hebrew word is chosen from the lesson and emphasized each week, both to teach character and increase understanding of the concepts being taught. New words will be in the box on the upper right of this page. Various names of God will also be taught in Hebrew.

NEW HEBREW WORDS TRANSLITERATED

Mishpatim (Judgments)

Devar (Word)

Shamah (Hear)

Preparation:

- a. Choose 2 or 3 Hebrew words from the Hebrew writing page(s). On the board, write the words in English and in the transliterated form given in the left column of the Hebrew writing page(s).
- b. Leave space to write the word in Hebrew.
- c. Explain that the letters they see on the page are written in book print like they might print themselves.

Procedure:

- a. Demonstrate the writing procedure of two or three Hebrew words on the board. Have the students follow your directions on their work pages. Be sure to point out the special features of each letter.
- b. Then have the students try a few words on their own, or complete the rest of the page. The ability to finish the whole exercise will depend on how much time you have. (2 to 5 minutes time is needed to finish the page.)



Games/Activities: Normally games are played after children's work pages are complete.

For this lesson work on learning the 10 commandments along with their corresponding letter and number. Start with trace and write name of Hebrew letter and then say the correct commandment. You will find them on page 120.

Prayer and Praise Words

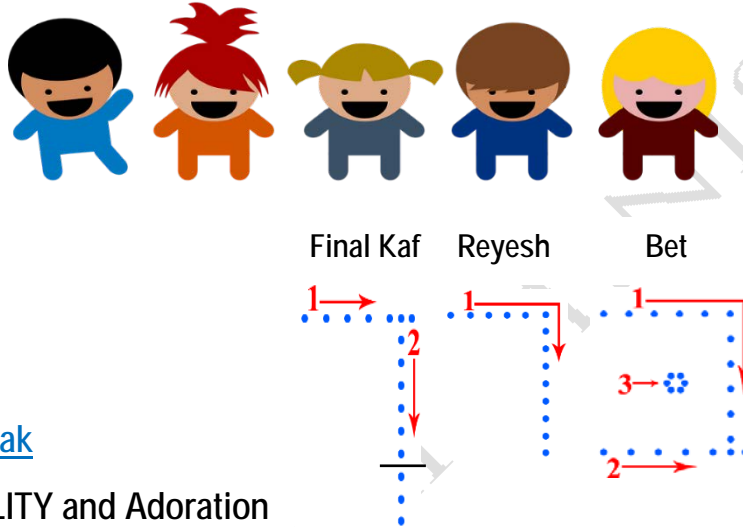
(Thank you ...Bless you...)

KINDNESS: Thank you, Lord, that **Your Holy Spirit** helps me to think of others and treat them like **I want to be treated** – with kindness!

1. Let's thank God for one thing He has blessed you with this week.

Write your thank you here: _____

PRAISE is a way to THANK GOD for HIS Goodness to us and others.



Praise word: Barak

EXPRESS HUMILITY and Adoration

Barak means "to kneel down, to bless God as an act of adoration."

- **Beit** means **House**
- **Reysh** means **a person, the head, the highest**
- **Kaf** means **palm, to cover, to open or allow**

Barak could mean: What the household of the highest allows. To be blessed could mean: To do what the highest in the house allows. Is God the head of your hose and your heart?

Psalm 95:6 (NKJV)

Oh come, let us worship and bow down; Let us kneel before the LORD our Maker.



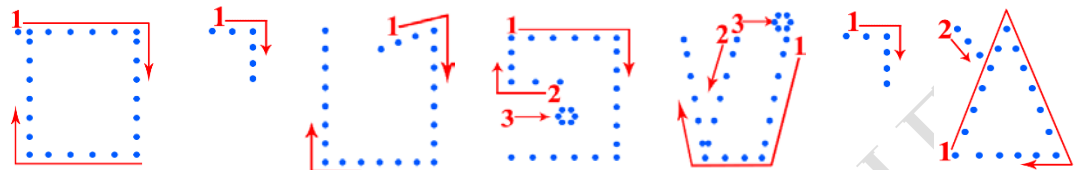
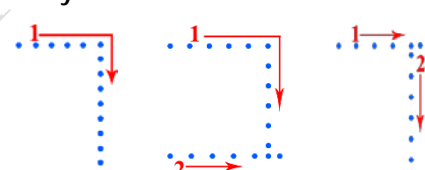
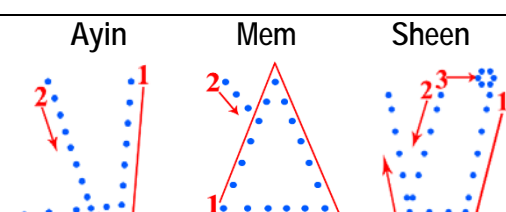
Life Verse Practice: Mark 9:2-4 and 7 (NKJV) (Say, Sing, Game for Practice)

² Now after six days Yeshua (Jesus) took Peter, James, and John, and led them up on a high mountain apart by themselves; and He (Yeshua/Jesus) was transfigured before them (Peter, James and John).

³ His clothes became shining, exceedingly white, like snow, such as no launderer on earth can whiten them. ⁴ And Elijah appeared to them with Moses, and they were talking with Jesus. ⁷ And a cloud came and overshadowed them; and a voice came out of the cloud, saying, "This is My beloved Son. Hear Him!"

Hebrew/English	<div> <div>← Write and read Hebrew from right to left. ←</div> <div>Start here</div> </div>
RAV CHESED (Loving and Kind to all)	<div> <div>Dalet</div> <div>Samech</div> <div>Chet</div> <div>Vet</div> <div>Reysh</div> </div>
Practice Writing	
EMET (Truth, Faithfulness)	<div> <div>Tav</div> <div>Mem</div> <div>Aleph</div> </div>
Practice Writing	
NOTZEIR CHESED L'ALAFIM (Keeping loving-kindness for 1000s)	<div> <div>Dalet</div> <div>Samech</div> <div>Chet</div> <div>Reysh</div> <div>Tsade</div> <div>Noon</div> </div>
Practice Writing	

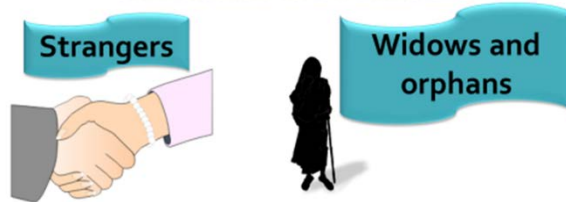
Obedience to God is important!

Hebrew /English	<div>  Write and read Hebrew from right to left  Start here </div>
Mishpatim (Judgments)	<div> <div>Final Mem</div> <div>Yood</div> <div>Tet</div> <div>Pey</div> <div>Sheen</div> <div>Yood</div> <div>Mem</div> </div> 
Practice Writing	
Devar (Word)	<div> <div>Reysh</div> <div>Veit</div> <div>Dalet</div> </div> 
Practice Writing	
Shamah (Hear)	<div> <div>Ayin</div> <div>Mem</div> <div>Sheen</div> </div> 
Practice Writing	

Mishpatim - Judgments - משפטים

Exodus 21:1-24:18; Jeremiah 34:8-22; Mark 9

Treat others with kindness.



God continued to explain His commandments to the people because He wanted His people to treat each other with love and kindness and to do what was right. So He gave them judgments - or consequences - in case someone decided to disobey.

Do your parents give you consequences when you disobey?
Well, God is our Father, so He wants us to know right and to know consequences for wrong. Here is a summary of what God said:

Stay away from evil

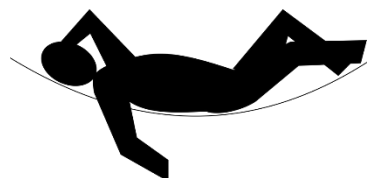
The people were NEVER to allow sorcery - you know - things like witches and warlocks, and they were to treat strangers with kindness and take care of widows and orphans. He said keep yourself away from false things, and DON'T kill the innocent.

Our God even wanted to be sure people had something warm to sleep in. He reminded people that he would hear this one cry to Him, for He said, I AM GRACIOUS! Our God has always shown GRACE.

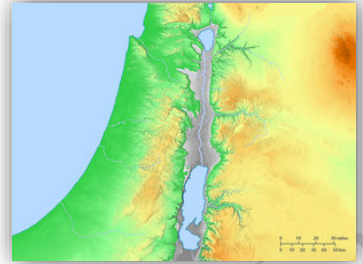
Because He is gracious, He wants us to rest, just as He did when He finished creation, so He said to work for 6 days and rest on the 7th day - do this every week. And work the land for 6 years, but let the land rest on the 7th year.

These are things that are very important to God. These are God's words, so they should also be important to us!

(Ex. 21 - 23:12)



Can you imagine having God's Angel lead you? That is what God did for His people. He sent His Angel before them; He said they were to obey His voice, because God's name is in Him! If they did obey Him, He would bring them into the Land He had promised to Abraham, and He would destroy their enemies! - That's a Big Deal!



He said, **I** will drive them out from before you little by little, until you have increased and you inherit the land. All these promises if they would only obey Him and have no other gods before them. Why does obeying God matter? (Ex.23:20-32)



Now imagine this,... God spoke directly to Moses saying - Come up to the Mountain where I am and Moses - you - only you, shall come near the LORD. How do you think Moses felt when he heard these words? Well, Moses obeyed going up the mountain to God, and he wrote all of God's words. Then he came down the mountain and told the people all of God's words. And the people said, All the words which the LORD has said we will do!

(Ex. 24:1-4)

Then Moses went up again and God said to him, Come up to Me on the mountain and be there; and I will give you tablets of stone, and the law and commandments which I have written!! And **God gave Moses** the stone tablets and the Law and the commandments **which God, Himself had written!** Can you imagine holding the tablets on which God Himself wrote His words? (Ex. 24:9-12)






Then the glory of the LORD rested on Mt. Sinai, and the cloud covered it for 6 days. Do you know what God's glory looked like to the children of Israel? It was like a consuming fire. A consuming fire is huge and can devour everything in its path, but Mt. Sinai did not burn! Moses obeyed God's call even though God's glory appeared as a consuming fire! He went right up into the cloud and remained there for 40 days and 40 nights! Moses did not let fear or the unknown hold him back. He obeyed God! What can we learn from the example of Moses? (Ex. 24:15-18)


Just how important is it to obey God's Words? Jeremiah the prophet tells us about a time when the Lord came to king Zedekiah and made a covenant with all the people at Jerusalem - to proclaim freedom to them. (Jer. 34:8) God told everyone to set their slaves free. He reminded them how He had set them free from slavery in Egypt. At first, the people obeyed God, but then they changed their minds and brought their slaves back to continue to work for them. Oh, no! Then God gave those who did not obey Him a very sad consequence saying, I will deliver you to trouble all over the earth, king Zedekiah would be captured by the Babylonians and the cities of Judah would become empty and destroyed! (Jer. 34:17c, 21,22) All this trouble because they did not obey God's Words!



In Hebrew,  dalet, veit, reyesh
The dalet means door or enter, the veit means house and the reyesh means head (highest or most important).
Putting these meanings together you can get: The door to the house of the highest head (God), is His word!!! How do you enter His house? You enter His house through His word.

In the Brit Hadashah (New Testament), Yeshua (Jesus) took some of His disciples on an amazing fieldtrip to a mountain. Can you find things that happened in this account that remind you of what happened to Moses? Listen to what happened.

Yeshua (Jesus) said to His disciples that some of them standing there with Him would not die till they saw the kingdom of God present with power. And then after six days Jesus took Peter, James and John and led them up on a high mountain apart - by themselves. He was transfigured before them! Transfigured means that His outward appearance changed. When He was transfigured, His clothes were shining, exceedingly white, like snow, such as no laundry person on earth could ever whiten like this! Then people who had died a long time ago came to be with them! Elijah appeared to them with Moses, and **they were talking with Yeshua (Jesus)**!



The disciples were now very afraid and did not know what to say, but there was still more to happen. A cloud came and overshadowed them; and a voice came out of the cloud, saying, This is My beloved Son. Hear Him! (Mark 9:1-7)

Yeshua, God's beloved Son, came to show us how to live and obey God's Words. Do you remember how God was wrapped in a cloud on the mountain when He spoke to Moses? And God gave Moses His law and commandments so people would know how to live! Now a voice comes out of the cloud on another mountain...and God is telling us who Yeshua is - His beloved Son - and He wants us to Hear Him.

In Hebrew the word for "hear" is shamah:  Sheen, Mem, Ayin



It means hear and obey! Hearing and obeying go together. So when God said - Hear Him - He was saying DO WHAT HE SAYS. How will this affect your life this week?

God gave judgments or consequences in case someone decided to disobey.

Yahweh (God) loves you, Yahweh (God) can help you, Yahweh (God) understands you!



God is our Father!

HE wants us to know
what is right
and the consequences
for wrong.

Exodus 21:1-23:12

Draw a picture of you at home with family.

Draw a picture of you at school with others.

Examples of God's Ways!

Never allow sorcery.



Keep away
from
Lies
and
Exaggerations.



Treat other with kindness!

Strangers

Widows

Orphans

(draw a picture showing kindness)

God wants us to rest!

Listen to His Words!

Work for 6 days and Rest on the 7th day!

God told Israel to work the land for 6 years
and
let the land rest on the 7th year.

This is important to God!

TORAH (God's Teachings / Law) God sent His angel before the Israelites!



**That's
a Big Deal!**

If people of Israel obey Him,
God would bring them
into the land
He had promised.

Read Exodus 23:20-23 (NKJV)

²⁰ "Behold, I send an Angel before you to keep you in the way and to bring you into the place which I have prepared.

²¹ Beware of Him and obey His voice; do not provoke Him, for He will not pardon your transgressions; for My name *is* in Him.

²² But if you indeed obey His voice and do all that I speak, then I will be an enemy to your enemies and an adversary to your adversaries.

²³ For My Angel will go before you and bring you in to the Amorites and the Hittites and the Perizzites and the Canaanites and the Hivites and the Jebusites; and I will cut them off.

READ Exodus 23:24, 27, 32 (NKJV)

²⁴ You shall not bow down to their gods, nor serve them, nor do according to their works; but you shall utterly overthrow them and completely break down their *sacred* pillars.

²⁷ "I will send My fear before you, I will cause confusion among all the people to whom you come, and will make all your enemies turn *their* backs to you. For I will deliver the inhabitants of the land into your hand, and you shall drive them out before you.

³² You shall make no covenant with them, nor with their gods.

**Obeying God
matters!**



1. Circle the actions that the people of Israel should do to show they obey God.




The LORD Spoke! Who heard?



TORAH (God's Teachings / Laws) Exodus 24:2-4 (NKJV)

² And Moses alone shall come near the LORD, by they shall not come near; nor shall the people go up with him."

³ So Moses came and told the people all the words of the LORD and all the judgments. And all the people answered with one voice and said, "All the words which the LORD has said we will do."



⁴ And Moses wrote all the words of the LORD. And he rose early in the morning, and built an altar at the foot of the mountain, and twelve pillars according to the twelve tribes of Israel.

Circle Answer and fill in.

1. Who did the LORD call to come near? _____
2. What did Moses tell the people? all the _____
3. What did the people of Israel promise to do? _____ .
4. Moses _____ all the _____ of the _____.

Why did Moses build an altar at the foot of the mountain and twelve pillars for the twelve tribes of Israel? _____

5. What do you do when you promise to do something the LORD asks you to do?

TORAH (God's Teachings / Laws) Exodus 24:7-12 (NKJV)

⁷ Then he took the Book of Covenant and read in the hearing of the people. And they said, "All that the LORD has said we will do, and be obedient."

⁸ And Moses took the blood, sprinkled it on the people, and said, "This is the blood of the covenant which the LORD has made with you according to all these words."



Circle answer and fill-in

1. Moses took the Book of the _____ and read in the hearing of the people of Israel.
2. What did the people of Israel promise?
3. All that the _____ has said we will _____ and be _____.
4. Moses called the sprinkled blood on the people the blood of the _____ which the LORD has made according to all these words in the Book of the Covenant. Define what Covenant means to you. _____

⁹ Then Moses went up, also Aaron, Nadab, and Abihu, and seventy of the elders of Israel...

¹¹ But on the nobles of the children of Israel He did not lay His hand. So they saw God, and they ate and drank.

¹² Then the LORD said to Moses, "Come up to Me on the mountain and be there; and I will give you tablets of stone, and the law and commandments which I have written, that you may teach them."

Circle Answer and fill-in:

5. After making Covenant with God, Moses, Aaron, Aaron's sons and 70 leaders of Israel saw _____ they _____ and _____ to celebrate the Covenant with God?
6. The LORD had written the _____ and _____ on _____ of stone to give to Moses to _____ Israel.

What can we learn
from Moses' example?



TORAH (God's Teachings / Laws) Exodus 24:15-18 (ESV)

¹⁵ Then Moses went up on the mountain, and the cloud covered the mountain.

¹⁶ The glory of the LORD dwelt on Mount Sinai, and the cloud covered it six days. And on the seventh day He called to Moses out of the midst of the cloud.

¹⁷ Now the appearance of the glory of the LORD was like a devouring fire on the top of the mountain in the sight of the people of Israel.

¹⁸ Moses entered the cloud and went up on the mountain. And Moses was on the mountain forty days and forty nights.



Circle answer in scripture and fill-in:

1. What covered the mountain? a _____
2. The _____ of the LORD rested on Mount Sinai, and the _____ covered it for _____ days.
3. The appearance of the glory of the LORD was like what in the sight of Israel.
4. How would you feel if you saw what the people of Israel saw?
5. How long was Moses on the mountain? _____ days and _____ nights.
6. How do you think Moses felt with the cloud and fire all around?

Moses did not let fear or the unknown hold him back. He obeyed God!


Just how important is it to obey God's Words?

1. Divide in groups, read the scripture and create a skit about the story.

HAFTARAH (Prophets / Writings) Jeremiah 34:8-11 (NKJV)

⁸ *This is the word that came to Jeremiah from the LORD, after King Zedekiah had made a covenant with all the people who were at Jerusalem to proclaim liberty to them:*

⁹ *that every man should set free his male and female slave—a Hebrew man or woman—that no one should keep a Jewish brother in bondage.*




¹⁰ *Now when all the princes and all the people, who had entered into the covenant, heard that everyone should set free his male and female slaves, that no one should keep them in bondage anymore, they obeyed and let *them* go.*

¹¹ *But afterward they changed their minds and made the male and female slaves return, whom they had set free, and brought them into subjection as male and female slaves...*

¹⁷ *"Therefore thus says the LORD: 'You have not obeyed Me in proclaiming liberty, every one to his brother and every one to his neighbor. Behold, I proclaim liberty to you,' says the LORD—to the sword, to pestilence, and to famine! And I will deliver you to trouble among all the kingdoms of the earth... ²¹ And I will give Zedekiah king of Judah and his princes into the hand of their enemies, into the hand of those who seek their life, and into the hand of the king of Babylon's army which has gone back from you. ²² Behold, I will command,' says the LORD, 'and cause them to return to this city. They will fight against it and take it and burn it with fire; and I will make the cities of Judah a desolation without inhabitant.'"*

2. What is the important thing for you to remember about hearing from God?
-
-



In the Brit Chadashah

Yeshua took some of His disciples up on a mountain.


1. Read each verse separately and say what it means in your own words.
2. What happened that day that reminds you of what happened to Moses?

Brit Chadashah (New Testament) Mark 9:1-7 NKJV

¹And He(Yeshua) said to them, "Assuredly, I say to you that there are some standing here who will not taste death till they see the kingdom of God present with power."

²Now after six days Jesus took Peter, James, and John, and led them up on a high mountain apart by themselves; and He was transfigured before them.

³His clothes became shining, exceedingly white, like snow, such as no launderer on earth can whiten them.



⁴And Elijah appeared to them with Moses, and they were talking with (Yeshua) Jesus.

⁵Then Peter answered and said to (Yeshua) Jesus, "Rabbi, it is good for us to be here; and let us make three tabernacles: one for You, one for Moses, and one for Elijah"—

⁶because he did not know what to say, for they were greatly afraid.

⁷And a cloud came and overshadowed them; and a voice came out of the cloud, saying, "This is My beloved Son. Hear Him!"

Barook (Blessing) As you arise may Yeshua bless you with a spirit of courage.

(Teacher note: You can bless the students at the end of the class with this blessing as a whole group or individually.)

Games and Activities Teacher Instructions

For each of the lessons one of the games has been suggested to re-enforce the theme of the lesson. We have used the following games in a variety of ways. You can use the game suggested or choose another which fits your students and your time frame.

A list of general games that can be used for any/all lessons is included at the end of this volume.

The TEN WORDS worksheets

We have given four consecutive sessions for the students to learn the 10 commandments and their connecting letter and number. For this lesson they will trace the letters and say the letter, write the name of the letter, say the number and the commandment. They will then do a worksheet which gives them the chance to write the letter in connection with each commandment.

1. Pass out the "Trace and Say" worksheet.
2. Have students say the number then trace and say the letter, then say the corresponding commandment or "Word."
3. Do each line two or three times.
4. Pass out the "Write the Letter" page and have the students write the correct letter in the space with its corresponding name and commandment.
5. Read through them again if there is time.

You can use these lessons more than once. We have found that the students learn them quickly.

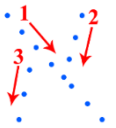
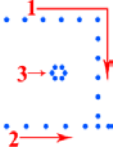

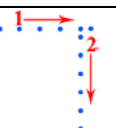
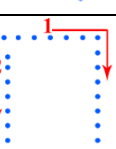
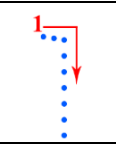
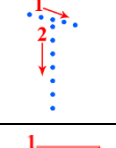

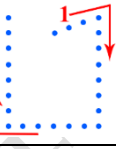
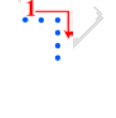
SKITS

It is always fun to have kids "act out" a part of the day's teaching that has a lot of action in it. "Props" for skits can be purchased at garage sales, 2nd hand stores or from friends who may be cleaning out their children's closets. Items like stuffed animals, robes, crowns, walking sticks, etc. are fun to have on hand.

You can read the part of the story as the children act it out – OR - you can write a simple dialogue that the children can read and act out.

10 "Words" Commandments

Trace Letter, Write the correct Name of the Hebrew letter and Say each Commandment.

Chet	Hey	Tet	Vav	Gimmel	Zayin	Bet	Yood	Aleph	Dalet
Letter	Name	Number	Commandment						
		1	I AM the Lord your God						
		2	You shall have no other gods before ME						
		3	You shall not take the name of the Lord your God in vain						
		4	Remember the Sabbath Day and keep it holy						
		5	Honor your father and mother						
		6	You shall not murder						
		7	You shall not commit adultery						
		8	You shall not steal						
		9	You shall not bear false witness						
		10	You shall not covet						

Teacher's Lesson Flow: Heave offering (Terumah) תרומה

Exodus 25:1-27:19 ~ I Kings 5:26-6:13 ~ Mark 10-11

Life Verse Practice: Mark 10:26-27 (NKJV)

²⁶ And they were greatly astonished, saying among themselves,
"Who then can be saved?"

²⁷ But Jesus (Yeshua) looked at them and said, "With men *it is* impossible,
but not with God; for with God all things are possible."

5.

Reinforcing the WORD to Build "Banah" lives

- Quickly review Prayer and Praise Words to Thank YHVH God.
- Review quickly Life Verse: Mark 10:26-27
- Review quickly the Hebrew letters and vocabulary.
- How do you make a home for God in your heart?
- How do you protect your heart from wrong ideas?
- Who did God send to help us live by the words of God?
- What is the meaning of the final Tav?
- How can you do what Jesus (Yeshua) says?

4.

New Testament "B'rit Chadashah"

- Who can be Saved? -Mark 10:27
- The son of man lifted up – Mark 10:33-34
- The Holy Spirit in our heart - John 14:26

Follow
God's
Patterns

1.

PRAISE "Hallel"

- Practice Prayer and Praise Words to the Lord Including the Fruit of the Spirit Definition and Hebrew Praise Word.
- Life Verse Practice
- Hebrew Writing Practice
- Read Story

Children's work pages begin here!

2.

God's Teachings / "Torah"

- The willing heart offerings - Exodus 25:1,2
- Building the Sanctuary - Exodus 25: 8,9
- Ark of Testimony - Exodus 25:1-7
- Mercy Seat - Exodus 25:10-22
- Table of Showbread - Exodus 25: 23-30
- Lampstand - Exodus 25: 31-40

3.

Prophets/Writings "Haftarah"

- Building the Temple - 1 Kings 6:1-10
- God's Promise to dwell with Israel - 1 Kings 6:11-13

Teacher's Special Instructions

We start with a lesson on the Hebrew language. We will both write and speak Hebrew.

We do this for two reasons:

- 1) All students are at the same level in learning a new language, and they enjoy it.
- 2) It gives the students a chance to learn biblical truths embedded in the original language of the Hebrew Scriptures (Old Testament). Start by pointing out they are used to reading from left to right, but Hebrew reads from right to left. They also will need to write Hebrew from right to left.

Materials and Vocabulary:

- a. White board, black board or large easel and paper
- b. Markers
- c. Handouts or writing paper for the students
- d. Pens or pencils for the students
- e. The words used on their Hebrew writing pages are all words that are related to each individual lesson. Generally, a Hebrew word is chosen from the lesson and emphasized each week, both to teach character and increase understanding of the concepts being taught. New words will be in the box on the upper right of this page. Various names of God will also be taught in Hebrew.

New Hebrew words transliterated

Terumah (Heave Offerings)

Taavneet (Pattern)

Shemah (Hear)

Preparation:

- a. Choose 2 or 3 Hebrew words from the Hebrew writing page(s). On the board, write the words in English and in the transliterated form given in the left column of the Hebrew writing page(s).
- b. Leave space to write the word in Hebrew.
- c. Explain that the letters they see on the page are written in book print like they might appear on an Israeli street sign.

Procedure:

- a. Demonstrate the writing procedure of two or three Hebrew words on the board. Have the students follow your directions on their work pages. Be sure to point out the special features of each letter.
- b. Then have the students try a few words on their own, or complete the rest of the page. The ability to finish the whole exercise will depend on how much time you have. (2 to 5 minutes time is needed to finish the page.)



Games/Activities: Normally games are played after children's work pages are complete.

For this lesson work on learning the 10 commandments along with their corresponding letter and number. Start with trace and write name of Hebrew letter and then say the correct commandment. You will find them on pages 138 to 140.

Prayer and Praise Words


(Thank you ...Bless you...)

JOY: Thank you, Lord for the **JOY** of the Holy Spirit that bubbles up inside and springs into **praise** for all the wonderful blessings that come from **YOU!**

2. Let's thank God for one thing He has blessed you with this week.

Write your thank you here: _____

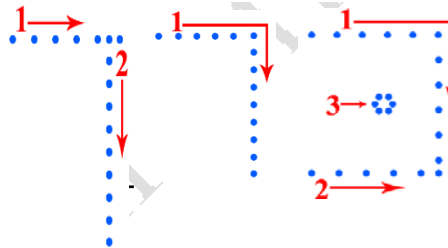
PRAISE is a way to THANK GOD for HIS Goodness to us and others.



Final Kaf

Reyesh

Bet



Praise word: Barak

EXPRESS HUMILITY and Adoration

Barak means "to kneel down, to bless God as an act of adoration."

- **Beit** means **House**
- **Reysh** means **a person, the head, the highest**
- **Kaf** means **palm, to cover, to open or allow**

Barak could mean: What the household of the highest allows. To be blessed could mean: To do what the highest in the house allows. Is God the head of your house and your heart?

Psalm 95:6 (NKJV)

Oh come, let us worship and bow down; Let us kneel before the LORD our Maker.

Life Verse Practice: Mark 10:26-27 (NKJV) (Say, Sing, Game for Practice)

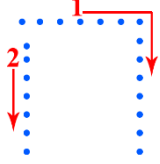
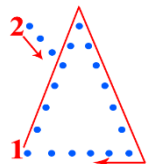
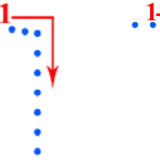
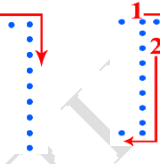
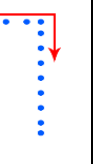
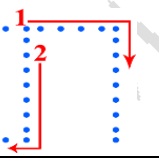
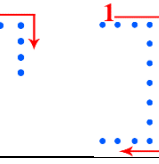
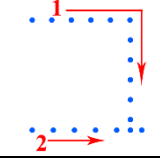
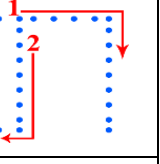

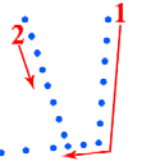
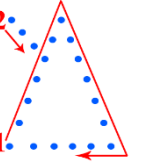

²⁶ And they were greatly astonished, saying among themselves,

"Who then can be saved?" ²⁷ But Jesus (Yeshua) looked at them and said,

"With men *it is* impossible, but not with God; for with God all things are possible."

Hebrew/English	<div> <div>← Write and read Hebrew from right to left.</div> <div>← Start here</div> </div>
RAV CHESED (Loving and Kind to all)	<div> <div>Dalet</div> <div>Samech</div> <div>Chet</div> <div>Vet</div> <div>Reysh</div> </div>
Practice Writing	
EMET (Truth, Faithfulness)	<div> <div>Tav</div> <div>Mem</div> <div>Aleph</div> </div>
Practice Writing	
NOTZEIR CHESED L'ALAFIM (Keeping loving-kindness for 1000s)	<div> <div>Dalet</div> <div>Samech</div> <div>Chet</div> <div>Reysh</div> <div>Tsade</div> <div>Noon</div> <div>Final Mem</div> <div>Yood</div> <div>Fey</div> <div>Lamed</div> <div>Aleph</div> <div>Lamed</div> </div>
Practice Writing	

Follow God's Patterns!

Hebrew /English	<div style="display: flex; justify-content: space-between; align-items: center;"> ← Write and read Hebrew from right to left ← Start here </div>
Terumah (Heave Offering)	<div style="display: flex; justify-content: space-around; text-align: center;"> <div>Hey </div> <div>Mem </div> <div>Vav </div> <div>Reyesh </div> <div>Tav </div> </div>
Practice Writing	
Taavneet (Pattern)	<div style="display: flex; justify-content: space-around; text-align: center;"> <div>Tav </div> <div>Yood </div> <div>Noon </div> <div>Veit </div> <div>Tav </div> </div>
Practice Writing	
Shamah (Hear)	<div style="display: flex; justify-content: space-around; text-align: center;"> <div>Ayin </div> <div>Mem </div> <div>Sheen </div> </div>
Practice Writing	

Terumah – Heave Offering תרומה

Exodus 25:1-29:19 ~ I Kings 5:26-6:13 ~ Mark 10-11

Do you know how much God loves you? He loves you with the heart of the most wonderful father you can imagine! He loves you so much that He wants to live right where you are, and that is where our Torah portion begins. God wanted to live where the sons of Israel lived in the wilderness.



Here is what happened~

The LORD spoke to Moses telling him to tell the children of Israel that those people who had *willing hearts* should bring God an offering. He said to bring things like gold, silver, blue, purple and scarlet thread, fine linen and goats hair, ram skins and badger skins, oil and spices and some special stones. Do you know why He asked for these kinds of things? Listen to the reason- (Ex. 25:1,2)

God said: Let them make Me a sanctuary that I may dwell among them. He wanted them to build Him a house, so He could live right where they live! Then He said He would show them the pattern, so they would know exactly how to make this House for Him! God has always wanted to live with His people. (Ex. 25:8,9)



In explaining this pattern, God went into great detail. In Genesis it took only 34 verses for God to describe the creation of the world, but it takes almost 3 times that many verses for God to describe the pattern for building the Tabernacle.

Some people explain this by saying it is like God living in us – in our hearts. It is difficult for humans to build a special place within their hearts where God can dwell. To help solve this problem, God sent the Holy Spirit to live in the hearts of those who accept His love and forgiveness. Then, the Holy Spirit helps us live by the Words of God. (Mk 11:13,28)



Others say God created the world all by Himself, but worked with people to build the Tabernacle and that took longer! **What do you think?**
How do you make your heart a home for God?

Now God will tell Moses the very specific pattern to use to build the Tabernacle. He begins with the pattern for the Ark of the Testimony. **What is the Ark of the Testimony?**

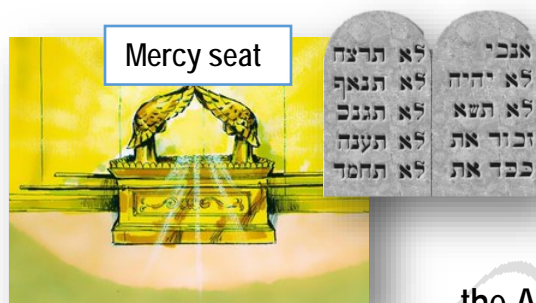


It is a box covered in gold with 4 rings attached to it. Inside the ark were the 10 Commandments, Aaron's rod that budded, and some mannah.

Why the 4 rings attached to the ark? Well, you could put special poles through the 4 rings, so that the Ark of the Testimony could be carried wherever God's people traveled. He wanted the entire Tabernacle to be portable, so He could always be with

His people wherever they went. He is such a GOOD God – never leaving His children.

God would give them a copy of the 10 Commandments to put inside this Ark of the Testimony.



On top of the Ark they were to put the Mercy seat which would have two angels on it that would face each other. God said, I will meet with you and I will speak with you from above the mercy seat, from between the two cherubim which are on the Ark of the Testimony, about everything in the commandments. This is so amazing because

the Ark of Testimony was to be placed right in the heart of the Tabernacle- the Holiest Place. God wanted to speak to the people right in the heart of the Tabernacle where He would

dwell. He still speaks right to the hearts of people today! Take great care to protect your heart so the things of the world do not get in and pollute it. (Ex. 25:10-22) **How do you protect your heart from wrong ideas?**

He continued to give them the pattern saying to make a Table covered in gold with 4 rings on the four corners for the poles to go through and carry the table. All the dishes for the Table were to be made of gold. And God said, You shall set the showbread on the table before Me always.

Then He told them the pattern for the Golden Lampstand. It would have 7 branches altogether and would be hammered out of one piece of gold! God had shown Moses the pattern for this when he was up on the mountain!- Wow!
(Ex. 25:31-40)



Continuing on, God told them how to make the entire Tabernacle out of acacia boards, gold, special curtains woven out of blue, purple and scarlet thread and a special veil that would separate the holiest place from the rest of the tabernacle; how to put it altogether with clasps and loops and sockets of silver. They were to make an altar for burnt offerings, and put it in the court of the Tabernacle. He left nothing out! He gave the pattern for everything.

Eventually, the children of Israel left the wilderness and came into the land of Israel, as God had promised. Four hundred and eighty years after leaving the wilderness, Solomon was king, and he began to build the house of the Lord called the Temple. This Temple was going to be in Jerusalem. God still wants to be where His people are. (1 Kings 6)

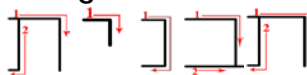
(1 Kings 6) This was a grand and beautiful house, and it took 30,000 Israeli workers plus many other people to build this house.

As the Temple was being built, the Lord spoke to Solomon. Listen to God's words and see if you think the building or obedience are most important to God: (1 Kings 6:12,13) Concerning this temple which you are building, if you walk in My statutes, do My judgments, keep all My commandments, and walk in them, then I will perform My word with you, which I spoke to your father David. And I will dwell among the children of Israel and will not forsake My people Israel. Was God saying the Temple or obedience would cause Him to dwell among them?

Remember that God gave Moses a pattern for building the tabernacle.

In Hebrew the word for "pattern" is all through this lesson

and in Hebrew is the word (taavneet) Tav, Veit, Noon, Yood, Tav



When you take the meanings of the ancient picture letters that make up this word you see something amazing. God began and ended with a covenant. He gave the first covenant – the Law -, and then this word shows us that LIFE WOULD COME THROUGH HIS SON'S HAND on the CROSS, and this would begin the re-newed covenant (the final TAV of this word). This is the pattern God gave for eternal life. Belief in His Son puts His commandments – His Law - in your heart.

One day Yeshua's (Jesus') disciples asked Him, Who can be saved?
Jesus looked at them and said, With men it is impossible, but not with God; for with God all things are possible. (Mk. 10:27)



Then He told them HOW this would be possible. See if you can understand the final TAV in the word taavneet in what Jesus said and did:

.....The Son of Man will be betrayed ...and they will condemn Him to death ...and they will mock Him and scourge Him, and spit on Him, and kill Him And the third day He will rise again. (Mk. 10:33,34) Accepting the sacrifice He made on the cross and following Him gives us eternal life. You belong to Jesus when you accept His forgiveness. Here is what Jesus said:

In John 10:28&30 And I give them eternal life, and they shall never perish: neither shall anyone snatch them out of My hand.....I and My Father are one.

Did you catch that?

The Father, God, wanted to live with the sons of Israel when they were in the wilderness.

Yeshua (Jesus) is the same as His Father, and He wants to live with us – FOREVER!

– FOR ETERNITY, and He made the way for that to happen. When we belong to Yeshua – no one can snatch us out of His hand!

Now that is something you can REJOICE about!

TORAH (God's Teachings / Laws) Exodus 25:1-7 (NKJV)

25 Then the LORD spoke to Moses, saying:

- a. ² "Speak to the children of Israel, that they bring Me
- b. (YAHWEH, the LORD) an offering.

From everyone who gives it willingly with his heart you shall take My offering.

³ And this *is* the offering which you shall take from them:

gold, silver, and bronze;⁴ blue, purple, and scarlet *thread*, fine linen, and goats' *hair*;⁵ ram skins dyed red, badger skins, and acacia wood;⁶ oil for the light, and spices for the anointing oil and for the sweet incense;

⁷ onyx stones, and stones to be set in the ephod and in the breastplate.



Circle answers:

1. Why did the LORD ask for things from the people of Israel?
2. What kind of things did the people bring?

TORAH (God's Teachings / Laws)

Exodus 25:8-9 (NKJV)

⁸ And let them make Me a sanctuary,
that I may dwell among them.

⁹ According to all that I show you, *that*
is, the pattern of the tabernacle and the
pattern of all its furnishings, just so you
shall make *it*.



Circle answer and fill-in.

1. Why did the LORD ask the Israelites to bring an offering? Then have them make _____ a _____.
2. Where did the LORD want to dwell? _____.
3. How were the Israelites to make this tabernacle and all its furnishings?
According to all that _____ you. The _____ of the tabernacle and
the _____ of all its furnishings.

God created the world by Himself.



God worked with people to build the tabernacle.



Why the 4 rings?



Exodus 25:10-22 (NKJV)

¹⁰ "And they shall make an ark of acacia wood; two and a half cubits *shall be* its length, a cubit and a half its width, and a cubit and a half its height.

¹¹ And you shall overlay it with pure gold, inside and out you shall overlay it, and shall make on it a molding of gold all around.

¹² You shall cast four rings of gold for it, and put *them* in its four corners; two rings *shall be* on one side, and two rings on the other side.


¹³ And you shall make poles *of* acacia wood, and overlay them with gold.

¹⁴ You shall put the poles into the rings on the sides of the ark, that the ark may be carried by them.

¹⁵ The poles shall be in the rings of the ark; they shall not be taken from it.

1. The LORD had 4 rings and 2 poles built on the ark because

2. Does the LORD live with you? _____ Where? _____



TORAH: (God's Teachings / Laws) Exodus 25:17-22 (NKJV)

¹⁷ "You shall make a mercy seat of pure gold; two and a half cubits *shall be* its length and a cubit and a half its width.

²⁰ And the cherubim shall stretch out *their* wings above, covering the mercy seat with their wings, and they shall face one another; the faces of the cherubim *shall be* toward the mercy seat.



²¹ You shall put the mercy seat on top of the ark, and in the ark you shall put the Testimony that I will give you.

²² And there I will meet with you, and I will speak with you from above the mercy seat, from between the two cherubim which *are* on the ark of the Testimony, about everything which I will give you in commandment to the children of Israel.

Circle your answer and fill-in blanks below:

1. What did the LORD say would be on top of the ark?
The _____
2. What was to be put in the ark? _____
3. What was the Testimony? _____
4. What did the LORD promise to do?
5. Does the LORD still meet with His people today and show His mercy?





Moses received the pattern for the tabernacle and the furnishings on Mount Sinai, and he did everything as the LORD said.

Taavneet (Pattern)	Tav	Yood	Noon	Veit	Tav
Practice					
Meaning	<p>Tav The first covenant was the Law. Veit through the Son. Noon Life. Yood The hand. Tav The cross. LIFE WOULD COME THROUGH HIS SON's HAND on the CROSS.</p>				




The pattern God gave for eternal life



Belief in His Son puts His commandments
- His Law - in your heart, and the commandments were the 1st covenant.

Building the Temple (House of the LORD)



HAFTARAH (Prophets / Writings) 1 Kings 6:1-10 (NKJV)

¹ And it came to pass in the four hundred and eightieth year after the children of Israel had come out of the land of Egypt, in the fourth year of Solomon's reign over Israel, in the month of Ziv, which *is* the second month that he began to build the house of the LORD...

⁹ So he built the temple and finished it, and he paneled the temple with beams and boards of cedar.

¹⁰ And he built side chambers against the entire temple, each five cubits high; they were attached to the temple with cedar beams.

Circle answer and fill-in blank:

1. What King built the house of the LORD (temple) in the land of Israel? _____
2. How many years after the people of Israel came out of Egypt was the house of the LORD (temple) built in Israel? _____

¹¹ Then the word of the LORD came to Solomon, saying:

¹² "*Concerning* this temple which you are building,

if you walk in My statutes, execute My judgments, keep all My commandments, and walk in them, then I will perform My word with you, which I spoke to your father David.

¹³ And I will dwell among the children of Israel, and will not forsake My people Israel."

Circle answer:

3. Besides building the temple what did the LORD say King Solomon needed to do?
4. What did the LORD promise to do for the children of Israel if they obeyed?

Who can be saved?



1. Read aloud each verse separately and discuss what it means to you.

Brit Chadashah (New Testament) Mark 10:23-24, 26-27(NKJV)

²³ Then Jesus looked around and said to His disciples, "
How hard it is for those who have riches to enter the kingdom of God!"

²⁴ And the disciples were astonished at His words. But Jesus answered again and said to them, "Children, how hard it is for those who trust in riches to enter the kingdom of God!

²⁶ And they were greatly astonished, saying among themselves,
"Who then can be saved?"

²⁷ But Jesus looked at them and said, "With men *it is* impossible,
but not with God; for with God all things are possible."

BRIT CHADASHAH (New Testament) Mark 10:33-34 (NKJV)

"...Son of Man will be betrayed to the chief priests
and to the scribes; and they will condemn Him to death and deliver Him to the Gentiles;
and they will mock Him, and scourge Him, and spit on Him, and kill Him.

And the third day He will rise again.

Here is what Jesus said: And I will give them eternal life and they shall never perish; neither shall anyone snatch them out of My hand. (John 10:28,30)

Accepting the sacrifice Yeshua (Jesus) made on the cross and following Him gives us eternal life. You belong to Yeshua (Jesus) when you accept His forgiveness.

2. Have you accepted this pattern to be saved?

Barook (Blessing)

May the LORD bless you with a will that quickly repents and turns and walks in His ways.

(Teacher note: You can bless the students at the end of the class with this blessing as a whole group or individually.)

Games and Activities Teacher Instructions

For each of the lessons one of the games has been suggested to re-enforce the theme of the lesson. We have used the following games in a variety of ways. You can use the game suggested or choose another which fits your students and your time frame.

A list of general games that can be used for any/all lessons is included at the end of this volume.

The TEN WORDS worksheets

We have given four consecutive sessions for the students to learn the 10 commandments and their connecting letter and number. For this lesson they will trace the letters and say the letter, write the name of the letter, say the number and the commandment. They will then do a worksheet which gives them the chance to write the letter in connection with each commandment.

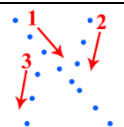
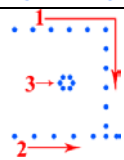
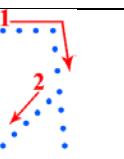
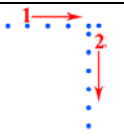
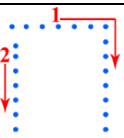
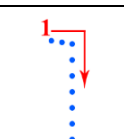
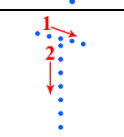
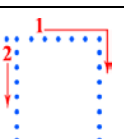
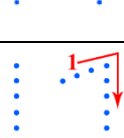
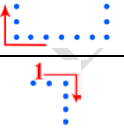
1. Pass out the "Trace and Write or Paste Commandment" worksheet.
2. Have students trace the Letter and say the letter, then say the corresponding commandment or "Word" number and Write or Paste the correct commandment.
3. Read through them again if there is time.

You can use these lessons more than once and we have found that the students learn them quickly.

TIC TACK TOE

1. Compile a list of questions covering information you that the children have learned in the lesson.
2. Organize teams. If you have a large number of children, you can have several Tic Tack Toe grids being played at once. If possible keep the teams small in number - 3 to 4 children on a team gives each one more opportunity to answer a question and choose a box to put their X or O in.
3. Have large Tic Tack Toe grids on the board or large paper at front of room.
4. Alternate questions by team.
5. If correct answer is given the child answering puts an X or an O in the box they choose until one team has 3 of the same letter in a row and wins.

10 "Words" Commandments
 10 "Words" Commandments – Trace Letter, Say Letter Name and Number and
Write or Tape the Commandment for Each Letter

Letter	Name	Number	Commandment
	Aleph	1	
	Bet	2	
	Gimmel	3	
	Dalet	4	
	Hey	5	
	Vav	6	
	Zayin	7	
	Chet	8	
	Tet	9	
	Yood	10	

Answer Key for Commandments

Note:

You use as a writing activity
or cut into separate strips and use
as a match game or paste activity

I AM the Lord your God

You shall have no other gods before ME

You shall not take the name of the Lord your God in vain

Remember the Sabbath Day and keep it holy

Honor your father and mother

You shall not murder

You shall not commit adultery

You shall not steal

You shall not bear false witness

You shall not covet

EL SHADDADAI MINISTRIES

Teacher's Lesson Flow: You shall command (Tetzaveh) **תצוה**
Exodus 27:20-30:10 ~ Ezekiel 43:10-27 ~ Mark 12

Life Verse Practice: Mark 12:29-31 (NKJV)

²⁹ Jesus answered him, "The first of all the commandments *is*:

'Hear, O Israel, the LORD our God, the LORD is one.

³⁰ And you shall love the LORD your God with all your heart, with all your soul, with all your mind, and with all your strength.' This *is* the first commandment.

³¹ And the second, like *it*, is this: 'You shall love your neighbor as yourself.'

There is no other commandment greater than these."

5.

Reinforcing the WORD to Build "Banah" lives

- a. Quickly review Prayer and Praise Words to Thank YHVH God.
- b. Review Life Verse: Mark 12:29-31
- c. Review Hebrew letters and vocabulary.
- d. With no tabernacle or temple how can the light burn?
- e. How can you let your light shine?
- f. What does it mean to be holy?
- g. How can you love God and love your neighbor?

4.

New Testament
"B'rit Chadashah"

- a. You are the light of the world - Matthew 5:14-16
- b. The believer as priest - 2 Peter 2:4-9
- c. The most important commandment - Mark 12:28-31

Serving God

Start Here

1.

PRAISE "Hallel"

- a. Practice Prayer and Praise Words to the Lord Including the Fruit of the Spirit Definition and Hebrew Praise Word.
- b. Life Verse Practice
- c. Hebrew Writing Practice
- d. Read Story

Children's work pages begin here!

2.

God's Teachings / "Torah"

- a. God's light - Exodus 27:20-21
- b. Aaron and sons minister to God - Exodus 28:1-21

3.

Prophets/Writings "Haftarah"

- a. King Saul's battle with Amalekites - 1Kings 15:1-23

Teacher's Special Instructions

We start with a lesson on the Hebrew language. We will both write and speak Hebrew.

We do this for two reasons:

- 1) All students are at the same level in learning a new language, and they enjoy it.
- 2) It gives the students a chance to learn biblical truths embedded in the original language of the Hebrew Scriptures (Old Testament). Start by pointing out they are used to reading from left to right, but Hebrew reads from right to left. They also will need to write Hebrew from right to left.

New Hebrew words transliterated

Tetzave (You shall command)

Or (Light)

Sharate (Serve)

Materials and Vocabulary:

- a. White board, black board or large easel and paper
- b. Markers
- c. Handouts or writing paper for the students
- d. Pens or pencils for the students
- e. The words used on their Hebrew writing pages are all words that are related to each individual lesson. Generally, a Hebrew word is chosen from the lesson and emphasized each week, both to teach character and increase understanding of the concepts being taught. New words will be in the box on the upper right of this page. Various names of God will also be taught in Hebrew.

Preparation:

- a. Choose 2 or 3 Hebrew words from the Hebrew writing page(s). On the board, write the words in English and in the transliterated form given in the left column of the Hebrew writing page(s).
- b. Leave space to write the word in Hebrew.
- c. Explain that the letters they see on the page are written in book print like they might see on a sign, or that they would print themselves.

Procedure:

- a. Demonstrate the writing procedure of two or three Hebrew words on the board. Have the students follow your directions on their work pages. Be sure to point out the special features of each letter.
- b. Then have the students try a few words on their own, or complete the rest of the page. The ability to finish the whole exercise will depend on how much time you have. (2 to 5 minutes time is needed to finish the page.)

Games/Activities: Normally games are played after children's work pages are complete.

For this lesson work on learning the 10 commandments Scramble Game. You will find them on page 155.



Prayer and Praise Words


(Thank you ...Bless you...)

GENTLENESS: Thank you, Yeshua that I can show tenderness to those around me because You taught me how with Your life!

1. Let's thank God for one thing He has blessed you with this week.

Write your thank you here: _____

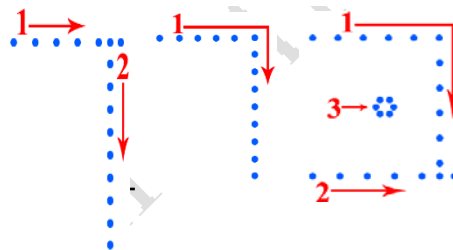
PRAISE is a way to THANK GOD for HIS Goodness to us and others.



Final Kaf

Reyesh

Bet



Praise word: Barak

EXPRESS HUMILITY and Adoration

Barak means "to kneel down, to bless God as an act of adoration."

- Beit means House
- Reysh means a person, the head, the highest
- Kaf means palm, to cover, to open or allow

Barak could mean: What the household of the highest allows. To be blessed could mean: To do what the highest in the house allows. Is God the head of your house and your heart?

Psalm 95:6 (NKJV)



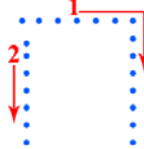
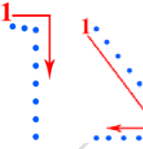
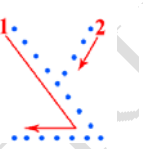
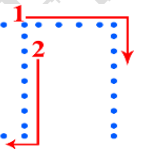


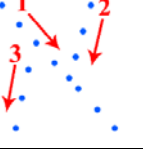
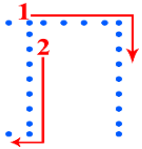
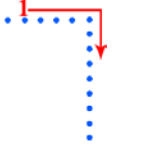
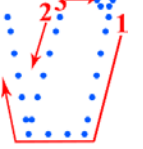
Oh come, let us worship and bow down; Let us kneel before the LORD our Maker.

Life Verse Practice: Mark 10:26-27 (NKJV) (Say, Sing, Game for Practice)

²⁹ Jesus answered him, "The first of all the commandments is: 'Hear, O Israel, the LORD our God, the LORD is one. ³⁰ And you shall love the LORD your God with all your heart, with all your soul, with all your mind, and with all your strength.' This is the first commandment. ³¹ And the second, like it, is this: 'You shall love your neighbor as yourself.' There is no other commandment greater than these."

Hebrew/English	Write and read Hebrew from right to left. Start here					
NOSEI AVON (Forgives Iniquity Intentional Sins Nature, Continue without repentance)	Final Noon	Vav	Ayin	Aleph	Shin	
Noon						
Practice Writing						
NOSEI PESHA (Forgives Transgression Rebellious Sins Arrogant, Disrespectful, Past limits)	Ayin	Sheen	Pey	Aleph	Shin	
Noon						
Practice Writing						
NOSEI CHATAAH (Forgives Sin Unplanned, Inadvertent Sins)	Hey Noon	Aleph	Tet	Chet	Aleph Shin	
Noon						
Practice Writing						

Serving God!

Hebrew /English	 Write and read Hebrew from right to left  Start here
Tetzavah (You shall command)	<div>Hey</div>  <div>Vav</div>  <div>Tsade</div>  <div>Tav</div> 
Practice Writing	
Or (light)	<div>Reysh</div>  <div>Vav</div>  <div>Aleph</div> 
Practice Writing	
Sharate (serve)	<div>Tav</div>  <div>Reysh</div>  <div>Sheen</div> 
Practice Writing	

Tetzaveh - You Shall Command - תצוה

Exodus 27:20-30:10; I Samuel 15:2-34; I Peter 2:4,9; Mark 12;

Light – have you ever tried to live without light – to function in the dark? To be without light is very difficult! You stumble and knock things over trying to move around. Did you know people who work underground where no light can shine, go blind very quickly? They must have light of some kind for their eyes to continue to function. Light is very important.

God told Moses how important the light was. He commanded the children of Israel to bring pure olive oil to keep the candles on the Menorah in the Tabernacle burning continually. God wanted the lights to burn from morning –til evening - **FOREVER!** (Ex.27:20,21)

But you may be thinking – there isn't a tabernacle any longer. So how can the light be burning as God commanded?

Have you ever thought of yourself as a light? Well, if you are a believer – **you are a light**. Listen to what Yeshua says to you; He said;

You are the light of the world....Let **your light so shine** in front of people that they may see your good works and glorify God. (Mat. 5:14a,16) Wherever you go, **you** can light the place up by showing love and helping people. **You** are God's living, breathing light walking in this world do to His good works! The light that comes from people who are believers is now all over the world!



Then God said to Moses, Take Aaron your brother and his sons to be priests, so they may minister to Me. They were to wear special holy clothes, and Aaron was to wear a beautiful ephod with a strap on each shoulder. On each strap they were to put an onyx stone having all the names of the tribes of Israel engraved on it.. Aaron would also wear a beautiful breastplate with 12 precious stones on it – each stone would represent a tribe of Israel. (Ex. 28:1-21)

On the hem of Aaron's robe were pomegranates of blue, purple and scarlet and golden bells all around. And on his head was to be a turban with special words engraved on a gold plate that said:

HOLINESS TO THE LORD! (EX. 28:31-36)

Isn't it amazing that God wanted **HOLINESS TO THE LORD** on Aaron's head – right on the place where YOU REMEMBER things!

Do you think God wanted Aaron to **remember** that he was **chosen** for a special purpose – to be a **priest** and minister to God, and that he was to be holy.

Well, guess what! When you are a believer – **YOU ARE A PRIEST TOO!** Listen to what the Bible tells us:

....Coming to Jesus, you are chosen by God and precious,....

You are a **chosen** generation, a royal priesthood, a **holy** nation, His own special people, that you may proclaim the praises of Him who called you out of darkness **into His marvelous light**.

(1 Peter 2:4b,9)

Did you notice that when you are a royal priest and His own special people that you, too, are called a **HOLY NATION**?

Remember the word on Aaron's head – **HOLINESS**? What does it mean to be holy? It means that you are not common.

You separate yourself from things of the world and do what the Lord says. Being holy is a very important way you serve or minister to the Lord.

The word for serve or minister in Hebrew is



(sharate). Taking the meaning of

each ancient picture letters it means - destruction, head, covenant.



If you put those words in a sentence the word serve in Hebrew means to separate yourself from destruction by joining the head (who is God/Yeshua) and obey His covenant.

Here is a way you could see what it means to separate yourself from what destroys and join the head and obey His covenant:

Let's say some people are trying to destroy



(sheen) someone by gossiping about them. A priest (or believer) who ministers to the Lord could destroy the gossip and bless the

person and not curse him with gossip. In that way we serve the  (reysh) head, who is God. By stopping the gossip we may have to take a tough stand for what is true and right and obey the covenant  (tav).

God wanted Israel to be a holy nation. In 1 Samuel, we are told that Saul was made the first king of Israel. How important do you think it is for the leader of a nation to obey the Lord? Do leaders have to follow God's laws too? Listen now, and you will find out.


King Saul is anointed and God told him that He was going to punish Amalek for ambushing Israel when Israel was coming up from Egypt.

(1 Samuel 14:1-3)

Saul was to attack and utterly destroy – wipe out – **all** of the Amalekites.

Not one was to be spared. (1 Samuel 15:3)

So Saul gathered 210,000 fighting men, and they attacked the Amalekites.



(I Samuel 15:4,7) But Saul and the people spared Agag the Amalekite king and the best of the sheep, the oxen, the fatlings, the lambs, and all that was good, and Saul and the people were unwilling to utterly destroy them – wipe them out! They only destroyed the things that were despised and worthless. (I Samuel 15:9)

Had Saul, the leader, obeyed? No! What would happen now?

God asked Saul, Why did you not obey my voice? Why did you swoop down on all the good things and do evil in the sight of the Lord?



For rebellion is as the sin of witchcraft, and stubbornness is as iniquity and idolatry, because you have rejected the word of the LORD, the LORD also has rejected you from being king.

To obey is better than sacrifice. (I Samuel 15:19,22,23)

Wow! Did you hear that? The LORD fired King Saul because he had not obeyed! How important is obedience to the LORD?

In the book of Mark, one of the scribes asked Yeshua a question.

He had a question about the covenant and asked:

Which is the first (or most important) commandment? Yeshua answered him.

The first of all the commandments is: Hear O Israel, the LORD, our God, the LORD is one. And you shall love the LORD your God with all your heart, with all your soul, with all your mind, and with all your strength. This is the first commandment. And the second like it is this: You shall love your neighbor as yourself. There is no other commandment greater than these. (Mark 12:28-31)

When you obey these commandments think about all the ways you are serving the LORD.

Remember, "Hear" in Hebrew is Shama



which means hear and obey!

TORAH (God's Teachings / Laws) Exodus 27:20-21

²⁰ "And you shall command the children of Israel that they bring you pure oil of pressed olives for the light, to cause the lamp to burn continually.



²¹ In the tabernacle of meeting, outside the veil which is before the Testimony, Aaron and his sons shall tend it from evening until morning before the LORD.

It shall be a statute forever to their generations on behalf of the children of Israel.



Circle answers in scripture and tell a friend:

1. What were the children of Israel commanded to bring for light?
2. What was commanded to burn continually for the children of Israel?
3. Who was commanded to take care of the light?

How can the light continue to burn today?

Are you part of the answer? Read aloud Matthew 5:14, 16



BRIT CHADASHAH (New Testament) Matthew 5:14-16(NKJV)


¹⁴ "You are the light of the world...

¹⁶ Let your light so shine before men, that they may see your good works and glorify your Father in heaven.

Aaron and his sons to minister to God

Read aloud: TORAH (God's Teachings / Laws) Exodus 28:1-4

1 "Now take Aaron your brother, and his sons with him, from among the children of Israel, that he may minister to Me as priest, Aaron *and* Aaron's sons: Nadab, Abihu, Eleazar, and Ithamar. ² And you shall make holy garments for Aaron your brother, for glory and for beauty. ³ So you shall speak to all *who are* gifted artisans, whom I have filled with the spirit of wisdom, that they may make Aaron's garments, to consecrate him, that he may minister to Me as priest. ⁴ And these *are* the garments which they shall make: a breastplate, an ephod, a robe, a skillfully woven tunic, a turban, and a sash. So they shall make holy garments for Aaron your brother and his sons, that he may minister to Me as priest.



1. Write the name of the piece of the priest's garment above the picture.
ephod ~ breastplate ~ turban (see Exodus 28:5-28)
2. The gold plate on the turban said: "Holiness to the LORD".

Did God want Aaron to remember that he was chosen for a special purpose?

HAFTARAH (Prophets / Writings) 1 Samuel 15:1-4,7,9,19, 22-23

Tell the story of Saul and answer did Saul do what was holy?

1 Samuel also said to Saul, "The LORD sent me to anoint you king over His people, over Israel. Now therefore, heed the voice of the words of the LORD. ² Thus says the LORD of hosts: 'I will punish Amalek *for* what he did to Israel, how he ambushed him on the way when he came up from Egypt. ³ Now go and attack Amalek, and utterly destroy all that they have, and do not spare them...' "⁴ So Saul gathered the people together and numbered them in Telaim, two hundred thousand foot soldiers and ten thousand men of Judah. ⁷ And Saul attacked the Amalekites, from Havilah all the way to Shur, which is east of Egypt. ⁹ But Saul and the people spared Agag and the best of the sheep, the oxen, the fatlings, the lambs, and all *that was* good, and were unwilling to utterly destroy them. But everything despised and worthless, that they utterly destroyed.

¹⁹ Why then did you not obey the voice of the LORD? Why did you swoop down on the spoil, and do evil in the sight of the LORD?"

²² So Samuel said: "Has the LORD *as great* delight in burnt offerings and sacrifices, As in obeying the voice of the LORD? Behold, to obey is better than sacrifice, *And* to heed than the fat of rams. ²³ For rebellion *is as* the sin of witchcraft, and stubbornness *is as* iniquity and idolatry. Because you have rejected the word of the LORD, He also has rejected you from *being* king."

BRIT CHADASHAH (New Testament) 1 Peter 2:4b and 9

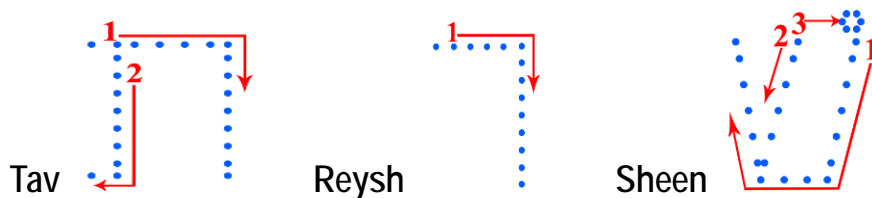
Coming to Jesus (Yeshua) you are chosen by God as a precious...
But you are a chosen generation, a royal priesthood, a holy nation, His own special people, that you may proclaim the praises of Him who called you out of darkness into His marvelous light;"

Holy Nation

1. What does it mean to be Holy? _____
2. It means that you are not common. You separate yourself from things of the world.

What things do you need to separate yourself from?

In Hebrew, "serve" is "sharate"



Sheen - To destroy by gossiping.

Reysh - Serve others with a blessing.

Tav - Obey the covenant.

The Hebrew letters in the word Sharate mean: to separate yourself from destruction by joining the head (who is God/Yeshua) and obey His covenant!

1. How are you serving God?

Draw a picture of you and your family choosing to serve Yeshua

Barook (Blessing) May Yeshua bless you with trust in Him.

(Teacher note: You can bless the students at the end of the class with this blessing as a whole group or individually.)

Games and Activities Teacher Instructions

For each of the lessons one of the games has been suggested to re-enforce the theme of the lesson. We have used the following games in a variety of ways. You can use the game suggested or choose another which fits your students and your time frame.

A list of general games that can be used for any/all lessons is included included at the end of this volume.

The TEN WORDS worksheets

We have given four consecutive sessions for the students to learn the 10 commandments and their connecting letter and number. For this lesson they will trace the letters and say the letter, write the name of the letter, say the number and the commandment. They will then do a worksheet which gives them the chance to write the letter in connection with each commandment.

1. Pass out the "Trace and Write or Paste Commandment worksheet.
2. Have students trace the Letter and say the letter, then say the corresponding commandment or "Word" number and Write or Paste the correct commandment.
3. Read through them again if there is time.

You can use these lessons more than once, and we have found that the students learn them quickly.

RING TOSS (OR BALL IN THE BUCKET)

****For this game you will need any of the following materials:

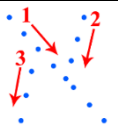
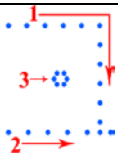
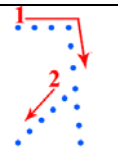

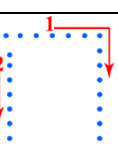
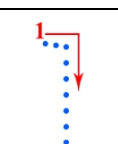
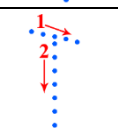
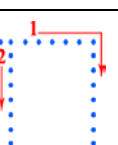
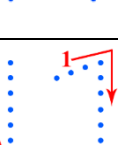
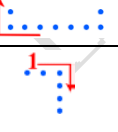
Plastic rings to toss around bottles or pegs or cones.

If you can't find plastic rings, you could use light-weight foam balls and throw them in a bucket or a box. Compile a list of questions from the lesson.

1. Choose teams
2. Kids take turns tossing the ring or the ball. If the toss is successful, they get to answer a question. Younger children should stand closer to the target.
3. The first team to answer 5 questions correctly wins.
(Keep track of correct answer by marking lines on the board or on large paper.)

10 "Words" Commandments – Scramble Game

(Cut into separate squares and allow students to assembly one commandment at a time.
Student can ring bell or all stand up when they have a commandment matched up)

Letter	Name	Number	Commandment
	Aleph	1	I AM the Lord your God
	Bet	2	You shall have no other gods before ME
	Gimmel	3	You shall not take the name of the Lord your God in vain
	Dalet	4	Remember the Sabbath Day and keep it holy
	Hey	5	Honor your father and mother
	Vav	6	You shall not murder
	Zayin	7	You shall not commit adultery
	Chet	8	You shall not steal
	Tet	9	You shall not bear false witness
	Yood	10	You shall not covet

Teacher's Lesson Flow: When you take (Ki Tisa) כִּי תִּסָּא
Exodus 30:11-34:35 ~ I Kings 18:1-39 ~ Mark 13-14 ~ Hebrews 12:28-29

Life Verse Practice: Mark 12:29-31 (NKJV)

²⁹ Jesus (Yeshua) answered him, "The first of all the commandments is: 'Hear, O Israel, the LORD our God, the LORD is one.

³⁰ And you shall love the LORD your God with all your heart, with all your soul, with all your mind, and with all your strength.' This is the first commandment.

³¹ And the second, like it, is this: 'You shall love your neighbor as yourself.'

There is no other commandment greater than these."

5.

Reinforcing the WORD to Build "Banah" lives

- Quickly review Prayer and Praise Words to Thank YHVH God.
- Review Life Verse: Mark 12:29-31
- Review the Hebrew letters and vocabulary.
- How do you choose what to do when others want to do what is wrong?
- What did you learn about asking God for mercy?

4.

New Testament
"B'rit Chadashah"

- Serving God with reverence and godly fear
- Do not be shaken
- Hebrews 12:28-29

God's
Commandments
and Standing for
the Right Way

1.

PRAISE "Hallel"

- Practice Prayer and Praise Words to the Lord Including the Fruit of the Spirit Definition and Hebrew Praise Word.
- Life Verse Practice
- Hebrew Writing Practice
- Read Story

3.

Prophets/Writings "Haftarah"

- Elijah's and the false prophets
- 1 Kings 18:17-39

Children's work pages begin here!

2.

God's Teachings / "Torah"

- Israel's lack of patience - Exodus 32:1-6
- Moses on the mountain - Exodus 32:7-14
- The golden calf - Exodus 32:15-19
- Who is our God? - Exodus 34:6-7

Teacher's Special Instructions

We start with a lesson on the Hebrew language. We will both write and speak Hebrew.

We do this for two reasons:

- 1) All students are at the same level in learning a new language, and they enjoy it.
- 2) It gives the students a chance to learn biblical truths embedded in the original language of the Hebrew Scriptures (Old Testament). Start by pointing out they are used to reading from left to right, but Hebrew reads from right to left. They also will need to write Hebrew from right to left.

Materials and Vocabulary:

- a. White board, black board or large easel and paper
- b. Markers
- c. Handouts or writing paper for the students
- d. Pens or pencils for the students
- e. The words used on their Hebrew writing pages are all words that are related to each individual lesson. Generally, a Hebrew word is chosen from the lesson and emphasized each week, both to teach character and increase understanding of the concepts being taught. New words will be in the box on the upper right of this page. Various names of God will also be taught in Hebrew.

New Hebrew words transliterated

Ki Tisa (When you take)

Qavah (to wait)

Amad (stand)

Preparation:

- a. Choose 2 or 3 Hebrew words from the Hebrew writing page(s). On the board, write the words in English and in the transliterated form given in the left column of the Hebrew writing page(s).
- b. Leave space to write the word in Hebrew.
- c. Explain that the letters they see on the page are written in book print like they might see on a sign, or that they would print themselves.

Procedure:

- a. Demonstrate the writing procedure of two or three Hebrew words on the board. Have the students follow your directions on their work pages. Be sure to point out the special features of each letter.
- b. Then have the students try a few words on their own, or complete the rest of the page. The ability to finish the whole exercise will depend on how much time you have. (2 to 5 minutes time is needed to finish the page.)

Israeli street sign



Games/Activities: Normally games are played after children's work pages are complete.

For this lesson work on learning the 10 commandments Scramble Game. You will find them on page 194. The Shema practice is on page 171.

Prayer and Praise Words

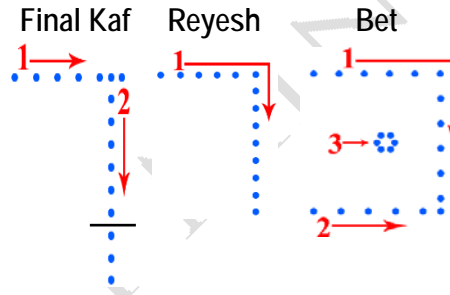

(Thank you ...Bless you...)

Patience: I thank you LORD for the ability to not be in a hurry to have my own way because Your Holy Spirit helps me wait.

1. Let's thank God for one thing He has blessed you with this week.

Write your thank you here: _____

PRAISE is a way to THANK GOD for HIS Goodness to us and others.



Praise word: Barak

EXPRESS HUMILITY and Adoration

Barak means "to kneel down, to bless God as an act of adoration."

- Beit means House
- Reyesh means a person, the head, the highest
- Kaf means palm, to cover, to open or allow

Barak could mean: what the household of the highest allows. To be blessed could mean: To do what the highest in the house allows. Is God the head of your house and your heart?

Psalm 95:6 (NKJV)

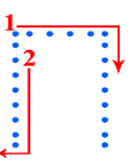
Oh come, let us worship and bow down; Let us kneel before the Lord our Maker.

Life Verse Practice: Mark 12:29 - 31 (NKJV) (Say, Sing, Game for Practice)

²⁹ Jesus (Yeshua) answered him, "The first of all the commandments is: 'Hear, O Israel, the LORD our God, the LORD is one. ³⁰ And you shall love the LORD your God with all your heart, with all your soul, with all your mind, and with all your strength.' This is the first commandment. ³¹ And the second, like it, is this: 'You shall love your neighbor as yourself.' There is no other commandment greater than these."

Hebrew/English	Write and read Hebrew from right to left. Start here						
NOSEI AVON (Forgives Iniquity Intentional Sins Nature, Continue without repentance)	Final Noon	Vav	Ayin	Aleph	Shin	Noon	
Practice Writing							
NOSEI PESHA (Forgives Transgression Rebellious Sins Arrogant, Disrespectful, Past limits)	Ayin	Sheen	Pey	Aleph	Shin	Noon	
Practice Writing							
NOSEI CHATAAH (Forgives Sin Unplanned, Inadvertent Sins)	Hey	Aleph	Tet	Chet	Aleph	Shin	Noon
Practice Writing							

God's commandments and standing for the right way!

Hebrew /English	<div style="display: flex; justify-content: space-between; align-items: center;"> ← Write and read Hebrew from right to left ← Start here </div>
Ki Tisa (When you take)	<div style="display: flex; justify-content: space-around; align-items: flex-end;"> <div style="text-align: center;">Aleph </div> <div style="text-align: center;">Sin </div> <div style="text-align: center;">Tav </div> <div style="text-align: center;">Yood </div> <div style="text-align: center;">Kaf </div> </div>
Practice Writing	
Qavah (to wait)	<div style="display: flex; justify-content: space-around; align-items: flex-end;"> <div style="text-align: center;">Hey </div> <div style="text-align: center;">Vav </div> <div style="text-align: center;">Koof </div> </div>
Practice Writing	
Amad (Stand)	<div style="display: flex; justify-content: space-around; align-items: flex-end;"> <div style="text-align: center;">Dalet </div> <div style="text-align: center;">Mem </div> <div style="text-align: center;">Ayin </div> </div>
Practice Writing	


Ki Tisa – When You Take – כי תשא

Ex. 30:11-34:35; I Ki 18:1-39; Heb. 12:28,29

One day Tim's mom had to go to the store and told Tim to watch his little sister while she was away. She said, I'll be back in about 30 minutes and bring you a treat for doing a good job. When an hour had gone by, Tim was tired of waiting and tired of watching his sister, so he had 2 friends come over to play games. While they played, his sister was wildly jumping on the bed and fell off, getting a bloody nose when she hit the floor. That is when mom walked in the door. Was Tim patient? Had he obeyed?



The children of Israel were tired of waiting for Moses to come down the mountain. Listen to what happened to them.



The children of Israel had been waiting for Moses to come down the mountain for many days. When he didn't come as they expected, they decided they needed another god! OH NO! Aaron told them all to bring their gold earrings. He melted all the earrings and formed a golden calf – saying THIS is your god that brought you out of Egypt! He built an altar and the next day the people came and sacrificed to this golden statue of a calf!

As this was happening, Moses was up on the mountain with God. But God sees and knows all, and He told Moses – Get down to your people for they have made an idol – a golden calf, and they are worshiping and sacrificing to it. (Ex. 32:1-8)

God was so angry! He wanted to consume the children of Israel and make a new nation that would come from Moses. But Moses pleaded with God not to wipe them out, reminding God of His covenant with Abraham, Isaac and Israel. So the LORD changed His mind. And Moses went down the mountain holding the 10 Commandments that God had written with His own finger! Moses pleaded with the LORD to have mercy on His people. Are you pleading with the LORD for someone you know who needs to experience God's mercy? (Ex. 33:9-16)



When Moses saw what the people were doing he became so angry that he threw the tablets down and broke them! Then he took the gold calf and burned it in fire and asked Aaron, What did this people do to you that you brought so great a sin on them? Aaron answered, These people are set on evil. (Ex. 33:19-22)

Even though Moses heard this, Think about what Moses did. Moses stood for what was right though many had chosen to sin. Did Moses allow the sin of many or obeying God to guide what he did? How do you choose what to do when other people want to do what is wrong?

Elijah, a prophet of God, also stood all alone for what was right. Listen to what happened.

One day, brave Elijah went to Ahab, King of Israel, and said to him, You have not followed the Commandments, but you have followed the gods of Baal, and this is bad for Israel! Then he said to Ahab, Meet me on Mt. Carmel with all of Israel and with the prophets of Baal. Elijah said to Israel, I will be alone standing for God, but there will be 450 prophets of Baal. He called for 2 bulls. The bulls would be killed and laid on wood that was not burning.

Then he gave a challenge to the prophets of Baal. He said, You call on your god to send fire down and cause the wood to burn and I will call on my God to do the same! The One true God is the one who will answer by fire.



Baal's prophets called out to their gods from morning until night, crying loudly and doing crazy things, but there was NO ANSWER! Then it was Elijah's turn. With Israel watching, he built an altar, and poured water all around and over it 3 times, and he prayed this prayer: Hear me, O LORD, hear me, that this people may know that You are the LORD God, and that You have turned their hearts back to You again.

Did you hear Elijah pleading for the people just as Moses did?

Here is God's amazing answer: The fire of the LORD fell and consumed the burnt sacrifice, and the wood and the stones and the dust, and it licked up the water that was in the trench.

God's fire burned up everything, and the people fell on their faces; and they said The LORD, He is God! The LORD, He is God!

(I Kings 18:2-38)



What did you learn about pleading with God for mercy?
How do you plan to stand for God when others choose to do wrong?

In the book of Hebrews we learn this: Since we are receiving a kingdom which cannot be shaken, let us have grace, by which we may serve God acceptably with reverence and godly fear. For our God is a consuming fire! (Heb. 12:28,29)



Remember, the God who wrote the 10 Commandments with His own finger and the God who sent down fire is the God who is with you.

TORAH (God's Teachings / Laws) Exodus 32:1-6 (NKJV)



¹ Now when the people saw that Moses delayed coming down from the mountain, the people gathered together to Aaron, and said to him, "Come, make us gods that shall go before us; for *as for* this Moses, the man who brought us up out of the land of Egypt, we do not know what has become of him."

² And Aaron said to them, "Break off the golden earrings which *are* in the ears of your wives, your sons, and your daughters, and bring *them* to me." ³ So all the people broke off the golden earrings which *were* in their ears, and brought *them* to Aaron. ⁴ And he received *the gold* from their hand, and he fashioned it with an engraving tool, and made a molded calf.

Then they said, "This *is* your god, O Israel, that brought you out of the land of Egypt!"

⁵ So when Aaron saw *it*, he built an altar before it. And Aaron made a proclamation and said, "Tomorrow *is* a feast to the LORD."

⁶ Then they rose early on the next day, offered burnt offerings, and brought peace offerings; and the people sat down to eat and drink, and rose up to play.



1. What is one time it was hard for you to wait for God and your parents?

How can your praise and worship be wrong?

2. What can be a false god today?

TORAH (God's Teachings / Laws) Exodus 32:7-8 (NKJV)

Tell what happened that changed the LORD's decision about the consequences for Israel.

⁷ And the LORD said to Moses, "Go, get down! For your people whom you brought out of the land of Egypt have corrupted *themselves*. ⁸ They have turned aside quickly out of the way which I commanded them. They have made themselves a molded calf, and worshiped it and sacrificed to it, and said, 'This *is* your god, O Israel, that brought you out of the land of Egypt!'"



⁹ And the LORD said to Moses, "I have seen this people, and indeed it *is* a stiff-necked people!

¹⁰ Now therefore, let Me alone, that My wrath may burn hot against them and I may consume them. And I will make of you a great nation."

¹¹ Then Moses pleaded with the Lord his God, and said: "LORD, why does Your wrath burn hot against Your people whom You have brought out of the land of Egypt with great power and with a mighty hand?

¹² Why should the Egyptians speak, and say, 'He brought them out to harm them, to kill them in the mountains, and to consume them from the face of the earth'? Turn from Your fierce wrath, and relent from this harm to Your people.

¹³ Remember Abraham, Isaac, and Israel, Your servants, to whom You swore by Your own self, and said to them, 'I will multiply your descendants as the stars of heaven; and all this land that I have spoken of I give to your descendants, and they shall inherit *it* forever.'"

¹⁴ So the LORD relented from the harm which He said He would do to His people.

1. Moses asked the LORD for mercy for the children of Israel.

What promise did Moses ask the LORD to remember? (Circle your answer)

2. Read and underline what the LORD did because of Moses, prayer.

3. Is it important to love others enough to pray and ask God for mercy for them?


TORAH: (God's Teachings / Laws) Exodus 32:15-16 (NKJV)

¹⁵ And Moses turned and went down from the mountain, and the two tablets of the Testimony *were* in his hand. The tablets *were* written on both sides; on the one *side* and on the other they were written.

¹⁶ Now the tablets *were* the work of God, and the writing *was* the writing of God engraved on the tablets.

Underline your answer:

1. How many tablets did Moses bring down the mountain?
2. Who wrote the commandments?



TORAH: (God's Teachings / Laws) Exodus 32:19-21

¹⁹ So it was, as soon as he came near the camp, that he saw the calf *and* the dancing. So Moses' anger became hot, and he cast the tablets out of his hands and broke them at the foot of the mountain.

²⁰ Then he took the calf which they had made, burned *it* in the fire, and ground *it* to powder; and he scattered *it* on the water and made the children of Israel drink *it*.



²¹ And Moses said to Aaron, "What did this people do to you that you have brought so great a sin upon them?"

1. When Moses saw the golden calf and saw that the people were praising it what did he do?
2. How do you choose to do right (or) obey God when other people want to do what is wrong?

3. The people of Israel had sinned, Moses went back up the mountain to ask the LORD to forgive them.
Do you pray for others when they sin?



TORAH: (God's Teachings / Laws) Exodus 33:1-3 (NKJV)

¹ Then the LORD said to Moses, "Depart and go up from here, you and the people whom you have brought out of the land of Egypt, to the land of which I swore to Abraham, Isaac, and Jacob, saying, 'To your descendants I will give it.'

² And I will send My Angel before you, and I will drive out the Canaanite and the Amorite and the Hittite and the Perizzite and the Hivite and the Jebusite.

³ Go up to a land flowing with milk and honey; for I will not go up in your midst, lest I consume you on the way, for you are a stiff-necked people."

Good News but also, really bad news!

- | | |
|----------------------------|---------------------------|
| 1. What was the good news? | 2. What was the bad news? |
|----------------------------|---------------------------|



¹² Then Moses said to the LORD, "See, You say to me, 'Bring up this people.' But You have not let me know whom You will send with me. Yet You have said, 'I know you by name, and you have also found grace in My sight.'

¹³ Now therefore, I pray, if I have found grace in Your sight, show me now Your way, that I may know You and that I may find grace in Your sight. And consider that this nation is Your people."

¹⁴ And He said, "My Presence will go *with you*, and I will give you rest."

¹⁵ Then he said to Him, "If Your Presence does not go *with us*, do not bring us up from here. ¹⁶ For how then will it be known that Your people and I have found grace in Your sight, except You go with us? So we shall be separate, Your people and I, from all the people who *are* upon the face of the earth."

¹⁷ So the LORD said to Moses, "I will also do this thing that you have spoken; for you have found grace in My sight, and I know you by name."

Circle Answers and read aloud:

1. What did the LORD say Moses found and that the LORD, knew twice?
2. Did Moses ask only for himself or for others? Who?
3. What did the LORD say would go with Moses?

TORAH: (God's Teachings / Laws) Exodus 34:1-7 (NASB)

¹Now the LORD said to Moses, "Cut out for yourself two stone tablets like the former ones, and I will write on the tablets the words that were on the former tablets which you shattered. ²So be ready by morning, and come up in the morning to Mount Sinai, and present yourself there to Me on the top of the mountain. ... ⁴So he cut out two stone tablets like the former ones, and Moses rose up early in the morning and went up to Mount Sinai, as the LORD had commanded him, and he took two stone tablets in his hand.



⁵The LORD descended in the cloud and stood there with him as he called upon the name of the LORD.

⁶Then the LORD passed by in front of him and proclaimed,

"The LORD, the LORD God, compassionate and gracious, slow to anger, and abounding in lovingkindness and truth; ⁷who keeps lovingkindness for thousands, who forgives iniquity, transgression and sin; ...

1. Before the people of Israel left Mt Sinai to go to the promised land they need another copy of God's Laws. Tell the story of what happened between the Lord and Moses.
2. Underline what the LORD proclaimed to Moses about Himself.



HAFTARAH (Prophets / Writings) 1 Kings 18:15-18 (NKJV)

Tell the story and identify what the good news was and what the bad news was!

¹⁵ Then Elijah said, "As the LORD of hosts lives, before whom I stand, I will surely present myself to him today."¹⁶ So Obadiah went to meet Ahab, and told him; and Ahab went to meet Elijah.¹⁷ Then it happened, when Ahab saw Elijah, that Ahab said to him, "*Is that you*, O troubler of Israel?"¹⁸ And he answered, "I have not troubled Israel, but you and your father's house *have*, in that you have forsaken the commandments of the LORD and have followed the Baals.



²⁰ So Ahab sent for all the children of Israel, and gathered the prophets together on Mount Carmel. ²¹ And Elijah came to all the people, and said, "How long will you falter between two opinions? If the LORD *is* God, follow Him; but if Baal, follow him." But the people answered



not a word. ²² Then Elijah said to the people, "I alone am left a prophet of the Lord; but Baal's prophets *are* four hundred and fifty men. ²³ Therefore let them give us two bulls; and let them choose one bull for themselves, cut it in pieces, and lay *it* on the wood, but put no fire *under it*; and I will prepare the other bull, and lay *it* on the wood, but put no fire *under it*.

⁴ Then you call on the name of your gods, and I will call on the name of the LORD; and the God who answers by fire, He is God."



³⁶ And it came to pass, at *the time of* the offering of the *evening* sacrifice, that Elijah the prophet came near and said, "LORD God of Abraham, Isaac, and Israel, let it be known this day that You *are* God in Israel and I *am* Your servant, and *that* I have done all these things at Your word.

³⁷ Hear me, O LORD, hear me, that this people may know that You *are* the LORD God, and *that* You have turned their hearts back *to You* again."³⁸ Then the fire of the LORD fell and consumed the burnt sacrifice, and the wood and the stones and the dust, and it licked up the water that *was* in the trench. ³⁹ Now when all the people saw *it*, they fell on their faces; and they said, "The LORD, He *is* God! The LORD, He *is* God!"



1. Who stood for the LORD when others chose to do wrong?
2. How do you plan to stand for the LORD when others do wrong?

BRIT CHADASHAH (New Testament) Life Verse Practice: Mark 12:29-31 (NKJV)

²⁹ Jesus (Yeshua) answered him, "The first of all the commandments *is*: 'Hear, O Israel, the LORD our God, the Lord is one. ³⁰ And you shall love the LORD your God with all your heart, with all your soul, with all your mind, and with all your strength.' This *is* the first commandment. ³¹ And the second, like *it*, *is* this: 'You shall love your neighbor as yourself. There is no other commandment greater than these."

1. How do you stand for the LORD and show you love Him and His Kingdom?

Number	Commandment
1	I AM the Lord your God
2	You shall have no other gods before ME
3	You shall not take the name of the Lord your God in vain
4	Remember the Sabbath Day and keep it holy
5	Honor your father and mother
6	You shall not murder
7	You shall not commit adultery
8	You shall not steal
9	You shall not bear false witness
10	You shall not covet

BRIT CHADASHAH (New Testament) Hebrews 12:28-29

²⁸ Therefore, since we are receiving a kingdom which cannot be shaken,
let us have grace,
by which we may serve God acceptably with reverence and godly fear.



²⁹ For our God is a consuming fire.



Barook (Blessing)

May Yeshua bless you as you remember: with God all things are possible.

(Teacher note: You can bless the students at the end of the class with this blessing as a whole group or individually.)

SHEMA Practice

To stand for the LORD, we must choose each day to Hear His Word and Obey!

Say and Sing the SHEMA – Hear and Obey			(read and write from right to left)		
Adonai (YHVH, the LORD) (Hear)	Yisra el (O Israel)	She ma			
Echad (is One) GOD)	Adonai (YHVH, the LORD)	Elo hei nu (our			
Ka' vod (of HIS glorious) (Blessed)	Shem (is the Name)	Ba ruch			
Va'ed (and ever) (Kingdom)	L' o lam (for ever)	Malchu to			

EACH ONE WRITE ONE

1. Form teams.
2. Have each team member write a question about the lesson on a 3x5 card or piece of paper. (Older children can assist younger children on their team who may need help with this.)
3. Pass all the questions in. The teacher reads one team's questions to the other team – one member at a time answers the question.
4. 1,000 points is awarded for each correct answer.
5. The first team to have 10,000 points wins!

Teacher's Lesson Flow:

He Gathered (Vayakhel) וַיַּקְהֵל and Counting (Pekudei) פְּקוּדֵי
Exodus 35:1-38:20 ~ Exodus 38:21-40 | Kings 7:40-50 ~ 2 Kings 12:1-17 Mark 15-16

Life Verse Practice: Matthew 28:18-20 (NKJV)

¹⁸ And Jesus (Yeshua) came and spoke to them, saying, "All authority has been given to Me in heaven and on earth. ¹⁹ Go therefore and make disciples of all the nations, baptizing them in the name of the Father and of the Son and of the Holy Spirit, ²⁰ teaching them to observe all things that I have commanded you; and lo I am with you always, even to the end of the age." Amen.

5.

Reinforcing the WORD to Build "Banah" lives

- Review quickly the Prayer and Praise Words to Thank YHVH God.
- Review the Life Verse: Matthew 28:18-20
- Review the Hebrew letters and vocabulary.
- What was special about those who helped build the tabernacle?
- Do you have a willing heart to do work for the Lord?
- What is in your heart to do for the Lord?

4.

New Testament "B'rit Chadashah"

- Knowing the LORD's Spirit is in you
- Knowing the LORD's Spirit will help you
-Matthew 28:18-20

Faithfulness
and God's
Patterns

1.

Start Here

PRAISE "Hallel"

- Practice Prayer and Praise Words to the Lord Including the Fruit of the Spirit Definition and Hebrew Praise Word.
- Life Verse Practice
- Hebrew Writing Practice
- Read Story

Children's work pages begin here!

2.

God's Teachings / "Torah"

- Willing hearts help build the tabernacle
- Exodus 35:5-10, 35:21-35
- Moses blesses their work - Exodus 39:42-43
Tabernacle setup - Exodus 40:1-4,8,16
- God moves in and leads them. Exodus 40:34-38

3.

Prophets/Writings "Haftarah"

- Israel's disobedience
- Ezekiel 36:16-19
- The LORD helps Israel
- Ezekiel 36:24-27

Teacher's Special Instructions

We start with a lesson on the Hebrew language. We will both write and speak Hebrew.

We do this for two reasons:

- 1) All students are at the same level in learning a new language, and they enjoy it.
- 2) It gives the students a chance to learn biblical truths embedded in the original language of the Hebrew Scriptures (Old Testament). Start by pointing out they are used to reading from left to right, but Hebrew reads from right to left. They also will need to write Hebrew from right to left.

New Hebrew words transliterated

Vayak'hel (He gathered)

Pekudei (Counting)

Lev (Heart)

Kovod (Glory)

Materials and Vocabulary:

- a. White board, black board or large easel and paper
- b. Markers
- c. Handouts or writing paper for the students
- d. Pens or pencils for the students
- e. The words used on their Hebrew writing pages are all words that are related to each individual lesson. Generally, a Hebrew word is chosen from the lesson and emphasized each week, both to teach character and increase understanding of the concepts being taught. New words will be in the box on the upper right of this page. Various names of God will also be taught in Hebrew.

Preparation:

- a. Choose 2 or 3 Hebrew words from the Hebrew writing page(s). On the board, write the words in English and in the transliterated form given in the left column of the Hebrew writing page(s).
- b. Leave space to write the word in Hebrew.
- c. Explain that the letters they see on the page are written in book print like they might see on a sign, or that they would print themselves.

Procedure:

- a. Demonstrate the writing procedure of two or three Hebrew words on the board. Have the students follow your directions on their work pages. Be sure to point out the special features of each letter.
- b. Then have the students try a few words on their own, or complete the rest of the page. The ability to finish the whole exercise will depend on how much time you have. (2 to 5 minutes time is needed to finish the page.)

Games/Activities: Normally games are played after children's work pages are complete. For this lesson work on learning the Shema. You will find it on page 185.

Israeli street sign



Prayer and Praise Words

(Thank you ...Bless you...)

FAITHFULNESS: Thank you, Lord, that You will always care for me and never leave me.

1. Let's thank God for one thing He has blessed you with this week.

Write your thank you here: _____

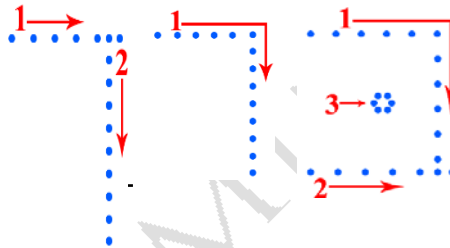
PRAISE is a way to THANK GOD for HIS Goodness to us and others.



Final Kaf

Reyesh

Bet



Praise word: Barak

EXPRESS HUMILITY and Adoration

Barak means "to kneel down, to bless God as an act of adoration."

- Beit means House
- Reysh means a person, the head, the highest
- Kaf means palm, to cover, to open or allow

Barak could mean: What the household of the highest allows. To be blessed could mean: To do what the highest in the house allows. Is God the head of your house and your heart?

Psalm 95:6 (NKJV)

Oh come, let us worship and bow down; Let us kneel before the LORD our Maker.

Life Verse Practice: Matthew 28:18-20 (NKJV) (Say, Sing, Game for Practice)

¹⁸ And Jesus (Yeshua) came and spoke to them, saying,



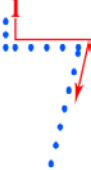
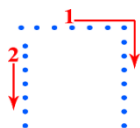
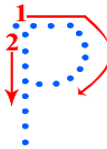





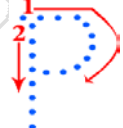
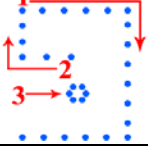
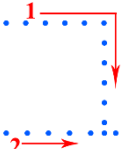

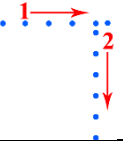
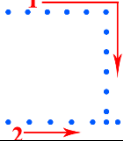
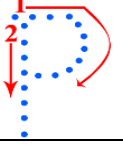
"All authority has been given to Me in heaven and on earth.

¹⁹ Go therefore and make disciples of all the nations, baptizing them in the name of the Father and of the Son and of the Holy Spirit,

²⁰ teaching them to observe all things that I have commanded you;
and lo I am with you always, even to the end of the age." Amen. God is Faithful.

Hebrew/English	<div> <div>← Write and read Hebrew from right to left.</div> <div>← Start here</div> </div>
NOSEI AVON (Forgives Iniquity Intentional Sins Nature, Continue without repentance)	<div> <div>Final Noon</div> <div>Vav</div> <div>Ayin</div> <div>Aleph</div> <div>Shin</div> <div>Noon</div> </div>
Practice Writing	
NOSEI PESHA (Forgives Transgression Rebellious Sins Arrogant, Disrespectful, Past limits)	<div> <div>Ayin</div> <div>Sheen</div> <div>Pey</div> <div>Aleph</div> <div>Shin</div> <div>Noon</div> </div>
Practice Writing	
NOSEI CHATAAH (Forgives Sin Unplanned, Inadvertent Sins)	<div> <div>Hey</div> <div>Aleph</div> <div>Tet</div> <div>Chet</div> <div>Aleph</div> <div>Shin</div> <div>Noon</div> </div>
Practice Writing	

Faithfulness and God's Patterns!

Hebrew /English	 Write and read Hebrew from right to left  Start here
Vayakhel (When you take)	<div>Lamed</div>  <div>Hey</div>  <div>Koof</div>  <div>Yood</div>  <div>Vav</div> 
Practice Writing	
Pekudei (Counting)	<div>Yood</div>  <div>Dalet</div>  <div>Vav</div>  <div>Koof</div>  <div>Pey</div> 
Practice Writing	
Lev (heart)	<div>Veit</div>  <div>Lamed</div> 
Practice Writing	
Kovod (Glory)	<div>Dalet</div>  <div>Veit</div>  <div>Koof</div> 
Practice Writing	

VaYak'Hel וַיַּקְהֵל / Pekudei פְּקוּדֵי

He Gathered / Counting

Exodus 35:1-40; 38; Ezekiel 36:16-38; Matthew 28:20


Have you ever built or made something with your family or friends, like a model airplane, a tent, a sand castle or cupcakes? Its fun to work together and see the results when you finish your project. Well, today we're going to see that the children of Israel built a Tabernacle. When they finish, we will see something amazing happened. See if you can find what was special about the ones who helped with this project.



And the children of Israel began to build. All who had willing hearts brought all the gifts the Lord had asked for – gifts of gold, silver, skins, blue, purple and scarlet thread, linen and acacia wood and special stones. Then the LORD called for the people who had special skills to take these gifts and make the tabernacle. And He took those willing hearts and filled them with skill, so they could do all the weaving and building and sewing and engraving that needed to be done. (Ex. 35:5-10 and 35:21-35)

Do you have a heart that is willing to do work for the Lord? If you do, He will give you work and the skills to do it. What is in your heart to do for the LORD?

Then the children of Israel completed all the work just as the LORD commanded and they brought it to Moses. Moses looked at all they had done, and he blessed them, as they had done the work just as the LORD commanded them. (Ex. 39:42,43)



Now the LORD made an announcement saying, On the first day of the 1st month bring all that has been made and assemble the Tabernacle. And the people brought the boards and bars and pillars and sockets and ram skins, and put everything together. Then the furniture was set in just the right places. Then came the anointing oil, and the priests washed and put on their holy garments. And the Tabernacle was raised up! (Ex. 39:32-40:17)



Do you know what happened next? THE LORD MOVED IN!!! How do you know that is true? Well, listen and imagine what this looked like: Then the *cloud covered the tabernacle* and the glory of the LORD filled the Tabernacle. The glory of the LORD was so amazing and so powerful that Moses was not able to go in! (Ex. 40:34)

Whenever the cloud moved, the children of Israel moved where it went! When the cloud stopped, they stopped and lived at that place. Wherever they went, the cloud was with them in the day and the pillar of fire was over the Tabernacle at night. They knew that God was in the cloud and the fire, and because they could see the cloud and the fire, they knew God was always with them. (Ex. 40:34-38)

You can talk about why you think this is amazing!

But as time went on, even though God did so many amazing things for the children of Israel, they did not obey Him. They went their own way, and they polluted God's name. (Ez. 36:16-22)

What would God do about His children behaving this way?

God's love is so great that even though He did scatter His children all over the world, He also made a promise to them saying, I will take you and give you your own land, and I will clean you from all your sins, and I will give you a new heart and put My Spirit in you and cause you to do what I have taught you! Wow! What an amazing God. He would put His own Spirit in you. Why is this so important? (Ezekiel 36:24-27)

Just think about how amazing this is. When God's very own Spirit is in you, that means He is ALWAYS WITH YOU. The children of Israel had the cloud and the fire always showing them God's presence was with them. And now, when we follow Yeshua (Jesus) we have His Spirit right inside of us.



Listen to what Yeshua (Jesus) said: I am with you always, even to the end of the age! (Matthew 28:20b)


How does knowing God's Spirit is in you and that Yeshua (Jesus) will never leave you, help you feel safe? How does knowing these things about Yeshua (Jesus) help you to obey His Words?

TORAH (God's Teachings / Laws) Exodus 35:5-10 NKJV

⁵ 'Take from among you an offering to the LORD. Whoever *is* of a willing heart, let him bring it as an offering to the LORD: gold, silver, and bronze; ⁶ blue, purple, and scarlet *thread*, fine linen, and goats' *hair*; ⁷ ram skins dyed red, badger skins, and acacia wood; ⁸ oil for the light, and spices for the anointing oil and for the sweet incense; ⁹ onyx stones, and stones to be set in the ephod and in the breastplate.



1. Who was to bring an offering to the LORD? (circle answer)



¹⁰ 'All *who are* gifted artisans among you shall come and make all that the LORD has commanded:

¹¹ the tabernacle, its tent, its covering, its clasps, its boards, its bars, its pillars, and its sockets;

¹² the ark and its poles, *with* the mercy seat, and the veil of the covering;

¹³ the table and its poles, all its utensils, and the showbread;


¹⁴ also the lampstand for the light, its utensils, its lamps, and the oil for the light;

¹⁵ the incense altar, its poles, the anointing oil, the sweet incense, and the screen for the door at the entrance of the tabernacle;

¹⁶ the altar of burnt offering with its bronze grating, its poles, all its utensils, *and* the laver and its base;

¹⁷ the hangings of the court, its pillars, their sockets, and the screen for the gate of the court; ¹⁸ the pegs of the tabernacle, the pegs of the court, and their cords;

¹⁹ the garments of ministry, for ministering in the holy *place*—the holy garments for Aaron the priest and the garments of his sons, to minister as priests.'"



2. Who worked on building the tabernacle?

TORAH: (God's Teachings / Laws) Exodus 35:21-35 (NKJV)

Read aloud the words that are underlined. Who was involved in building the Tabernacle?

²¹ Then everyone came whose heart was stirred, and everyone whose spirit was willing, and they brought the LORD's offering for the work of the tabernacle of meeting, for all its service, and for the holy garments.

²² They came, both men and women, as many as had a willing heart, and brought earrings and nose rings, rings and necklaces, ...made an offering of gold to the LORD.

²³ And every man, with whom was found blue, purple, and scarlet thread, fine linen, and goats' hair, red skins of rams, and badger skins, brought them.




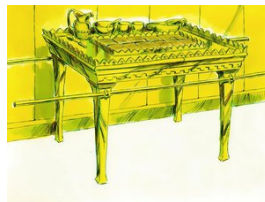
²⁴ Everyone who offered an offering of silver or bronze brought the LORD's offering. And everyone with whom was found acacia wood for any work of the service, brought it.

²⁵ All the women who were gifted artisans spun yarn with their hands, and brought what they had spun, of blue, purple, and scarlet, and fine linen. ²⁶ And all the women whose hearts stirred with wisdom spun yarn of goats' hair.

²⁷ The rulers brought onyx stones, and the stones to be set in the ephod and in the breastplate, ²⁸ and spices and oil for the light, for the anointing oil, and for the sweet incense.

²⁹ The children of Israel brought a freewill offering to the LORD, all the men and women whose hearts were willing to bring material for all kinds of work which the LORD, by the hand of Moses, had commanded to be done.

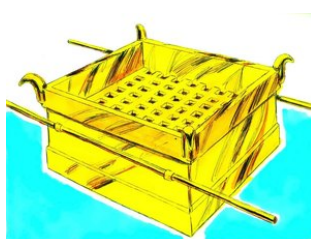
³⁰ And Moses said to the children of Israel, "See, the LORD has called by name Bezalel the son of Uri, the son of Hur, of the tribe of Judah; ³¹ and He has filled him with the Spirit of God, in wisdom and understanding, in knowledge and all manner of workmanship, ³² to design artistic works, to work in gold and silver and bronze, ³³ in cutting jewels for setting, in carving wood, and to work in all manner of artistic workmanship.



³⁴ "And He has put in his heart the ability to teach, in him and Aholiab the son of Ahisamach, of the tribe of Dan. ³⁵ He has filled them with skill to do all manner of work of the engraver and the designer and the tapestry maker, in blue, purple, and scarlet thread, and fine linen, and of the weaver—those who do every work and those who design artistic works.

TORAH: (God's Teachings / Laws) Exodus 39:42-43 (NKJV)

⁴² According to all that the LORD had commanded Moses, so the children of Israel did all the work. ⁴³ Then Moses looked over all the work, and indeed they had done it; as the LORD had commanded, just so they had done it. And Moses blessed them.



Do you have a heart
that is willing to do
Work for the LORD?

Circle what you can and are willing to do!

Who inspects your work?

God the Father, Yeshua (Jesus), Holy Spirit
Father, Mother, Grandfather, Grandmother,
Teacher

Be thankful to God.

Be humble.

Use instruments and flags to praise for the Lord.

Be kind to others.

Obey my parents.

Help other people when I can.

Tell the truth.

Be honest.

Encourage others.

Listen to God's Word and choose to obey it.

Read God's Word and do what it says.

Write God's Word and remember to do it.

Sing songs to the Lord.

Dance for the Lord.

TORAH: (God's Teachings / Laws) Exodus 40:1-4,8, 16

Then the LORD spoke to Moses, saying: ² "On the first day of the first month you shall set up the tabernacle of the tent of meeting.

³ You shall put in it the ark of the Testimony, and partition off the ark with the veil. ⁴ You shall bring in the table and arrange the things that are to be set in order on it; and you shall bring in the lampstand and light its lamps... ⁸ You shall set up the court all around, and hang up the screen at the court gate...



¹⁶ Thus Moses did; according to all that the LORD had commanded him, so he did.

TORAH: (God's Teachings / Laws) Exodus 40:34-38 (NKJV)

³⁴ Then the cloud covered the tabernacle of meeting, and the glory of the LORD filled the tabernacle.

³⁵ And Moses was not able to enter the tabernacle of meeting, because the cloud rested above it, and the glory of the LORD filled the tabernacle.

³⁶ Whenever the cloud was taken up from above the tabernacle, the children of Israel would go onward in all their journeys.

³⁷ But if the cloud was not taken up, then they did not journey till the day that it was taken up.

³⁸ For the cloud of the LORD was above the tabernacle by day, and fire was over it by night, in the sight of all the house of Israel, throughout all their journeys.

Circle the answer and fill in the blanks:

1. The cloud covered the _____ of meeting.
2. and the _____ of the _____ filled the tabernacle.
3. When the cloud was taken up from above the tabernacle, the children of Israel would _____ onward in all their journeys.

But if the _____ was not take up, then they did _____.

4. For the _____ of the LORD was above the tabernacle by _____ and _____ was over it by _____, in the sight of all the house of Israel.

Faithfulness and God's Patterns

HAFTARAH (Prophets / Writings) Ezekiel 36:16-19 (NKJV)

¹⁶ Moreover the word of the LORD came to me, saying:

¹⁷ "Son of man, when the house of Israel dwelt in their own land, they defiled it by their own ways and deeds; ...

¹⁸ Therefore I poured out My fury on them for the blood they had shed on the land, and for their idols *with which* they had defiled it.

¹⁹ So I scattered them among the nations, and they were dispersed throughout the countries; I judged them according to their ways and their deeds.

Circle Answer:

1. What was the consequence for Israel's disobedience, when they chose they own way?

HAFTARAH (Prophets / Writings) Ezekiel 36:24-27 (NKJV)

²⁴ For I will take you from among the nations, gather you out of all countries, and bring you into your own land.

²⁵ Then I will sprinkle clean water on you, and you shall be clean;

I will cleanse you from all your filthiness and from all your idols.

²⁶ I will give you a new heart and put a new spirit within you; I will take the heart of stone out of your flesh and give you a heart of flesh.

²⁷ I will put My Spirit within you and cause you to walk in My statutes, and you will keep My judgments and do them.

2. Read aloud the underlined words that show the LORD's faithfulness and HIS pattern of help and care for His people.



3. Have you asked the LORD to forgive all your sins and cleanse you?
4. Have you asked the LORD to help you obey HIS Word and Way?
5. Do you know the LORD's Holy Spirit is your teacher, comforter, and help?



Draw a picture of you!



BRIT CHADASHAH (New Testament) Matthew 28:18-20 (NKJV)

¹⁸ And Jesus (Yeshua) came and spoke to them, saying,

“All authority has been given to Me in heaven and on earth.

¹⁹ Go therefore and make disciples of all the nations, baptizing them in the name of the Father and of the Son and of the Holy Spirit,

²⁰ teaching them to observe all things that I have commanded you; and lo I am with you always, even to the end of the age.” Amen.

1. How does knowing God’s Spirit is in you and that Yeshua will never leave you, help you feel safe? Circle the following sentences that are correct.

God knows everything.

God can lead us in a way that is safe.

God can lead us in a way that is right.

God is able to help me.

2. How does knowing God is always with you help you to obey His Words?

Helps me remember what He said.

I know what God thinks.

I know that God loves me.

Barook (Blessing)

May Yeshua bless you in knowing that the Kingdom of God has come near you.

(Teacher note: You can bless the students at the end of the class with this blessing as a whole group or individually.)

Write, Say and Sing SHEMA

To stand for the LORD, we must choose each day to Hear His Word and Obey!

Say and Sing the SHEMA – Hear and Obey			(read and write from right to left)
Adonai (YHVH, the LORD)	Yisra el (O Israel)	She ma (Hear)	
Echad (is One)	Adonai (YHVH, the LORD)	Elo hei nu (our GOD)	
Ka' vod (of HIS glorious)	Shem (is the Name)	Ba ruch (Blessed)	
Va'ed (and ever)	L' o lam (for ever)	Malchu to (Kingdom)	

General Games and Activities Teacher Instructions

For each of the lessons one of the games has been suggested to re-enforce the theme of the lesson. We have used the following games in a variety of ways. You can use the game suggested or choose another which fits your students and your time frame.

A list of general games that can be used for any/all lessons is included at the end of this volume.

10 "Words"/Commandment Games

There are (4) "10 Words/Commandment" games each focused on emphasis the Letter, Name, Number or Commandment.

1. Trace and say page which can also be cut up and used as a scramble and match game.
2. The Commandment game has the students choose the correct letter and put it into the space that matches the commandment and name.
3. On the third page, they choose and write or paste in the name of the letter into the space corresponding to the letter and Commandment.
4. They write in or paste the correct commandment which matches the Hebrew letter.

Games and Activity suggestions (To be used with any/all lessons)

These suggestions are games which are noted in the lesson plans. You can use them as suggested or change them up to fit you, your students and your time frame. The directions are included in each game.

Tic Tack Toe is an easy to do game which reviews the lesson just taught. You will need to create the questions for the game from the lesson. This can be used either at the end of the lesson as a review or the beginning of the next lesson to remind the students of what they have learned.

Ring Toss (or ball in the basket) is fun for students and gets them moving. You will need either rings or a ball and basket for the game. You will also need to create the questions based on the lesson you are reviewing.

Each one write one is a game that works well with the older students. The students write the questions with this one and then the opposing team tries to answer them. This takes a bit of time and you may have to be ready to give some starting suggestions. You could have them make up the questions at the end of a class as a review and play the game as a start for the next class.

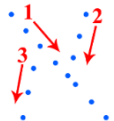
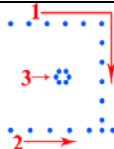
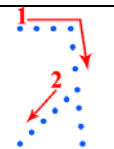

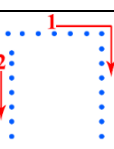

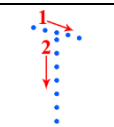
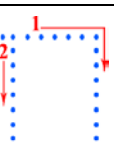
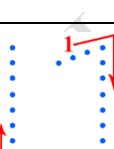
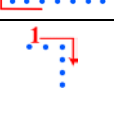
Scavenger Hunt is fun for all. You will need to have questions written in large letters on paper which are taped on the walls around the room and then answers on separate pieces of paper for the teams to match to the questions.

Build Bob is a game that is used to review several lessons at a time. You create the questions and the teams. You will need to have a chalkboard and chalk or large paper and marker which is posted so all can see.

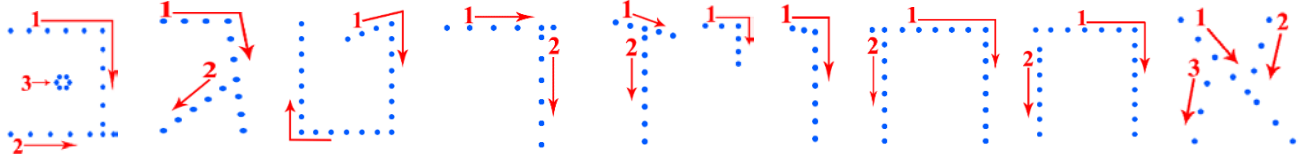
Skits, this can be done with any of the lessons and the students love to act out the stories. This helps keep them active and engaged. Creating and performing the scenes allows the students to teach each other and can replace the story portion or just sections of the lesson to get students up and moving. Make sure that all students are involved in some aspect during the lesson.

Aleph-Bet and 10 "Words" Commandments

Trace each Hebrew letter and Say Letter, Number and Commandment.

Letter	Name	Number	Commandment
	Aleph	1	I AM the Lord your God
	Bet	2	You shall have no other gods before ME
	Gimmel	3	You shall not take the name of the Lord your God in vain
	Dalet	4	Remember the Sabbath Day and keep it holy
	Hey	5	Honor your father and mother
	Vav	6	You shall not murder
	Zayin	7	You shall not commit adultery
	Chet	8	You shall not steal
	Tet	9	You shall not bear false witness
	Yood	10	You shall not covet

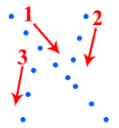
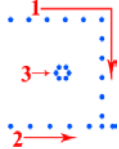


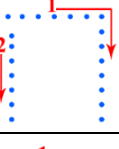
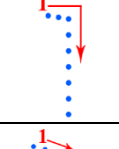

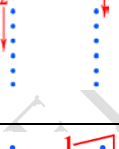
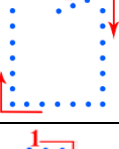

10 "Words" Commandments - Write Letter for Commandment.



Letter	Name	Number	Commandment
	Aleph	1	I AM the Lord your God
	Bet	2	You shall have no other gods before ME
	Gimmel	3	You shall not take the name of the Lord your God in vain
	Dalet	4	Remember the Sabbath Day and keep it holy
	Hey	5	Honor your father and mother
	Vav	6	You shall not murder
	Zayin	7	You shall not commit adultery
	Chet	8	You shall not steal
	Tet	9	You shall not bear false witness
	Yood	10	You shall not covet

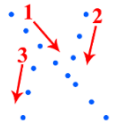
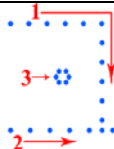
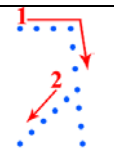

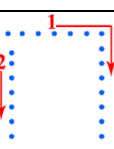

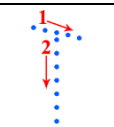
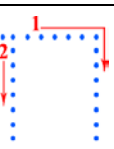
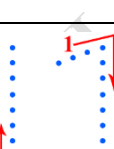
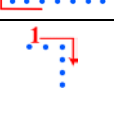
10 "Words" Commandments

Write the correct Name of the Hebrew letter for Commandment.

Chet	Hey	Tet	Vav	Gimmel	Zayin	Bet	Yood	Aleph	Dalet
Letter	Name	Number	Commandment						
		1	I AM the Lord your God						
		2	You shall have no other gods before ME						
		3	You shall not take the name of the Lord your God in vain						
		4	Remember the Sabbath Day and keep it holy						
		5	Honor your father and mother						
		6	You shall not murder						
		7	You shall not commit adultery						
		8	You shall not steal						
		9	You shall not bear false witness						
		10	You shall not covet						

10 "Words" Commandments

10 "Words" Commandments – Write the Commandment for Each Letter

Letter	Name	Number	Commandment
	Aleph	1	
	Bet	2	
	Gimmel	3	
	Dalet	4	
	Hey	5	
	Vav	6	
	Zayin	7	
	Chet	8	
	Tet	9	
	Yood	10	

Answer Key for Commandments

Note:

You use as a writing activity

or

cut into separate strips and use
as a match game or paste activity

I AM the Lord your God

You shall have no other gods before ME

You shall not take the name of the Lord your God in vain

Remember the Sabbath Day and keep it holy

Honor your father and mother

You shall not murder

You shall not commit adultery

You shall not steal


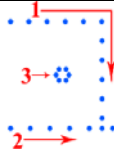
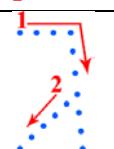
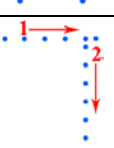
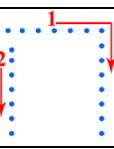

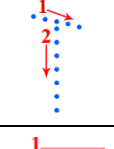
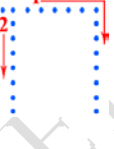
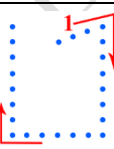

You shall not bear false witness

You shall not covet

EL SHADDAI MINISTRIES

10 "Words" Commandments – Scramble Game

(Cut into separate squares and allow students to assembly one commandment at a time.
Student can ring bell or all stand up when they have a commandment matched up)

Letter	Name	Number	Commandment
	Aleph	1	I AM the Lord your God
	Bet	2	You shall have no other gods before ME
	Gimmel	3	You shall not take the name of the Lord your God in vain
	Dalet	4	Remember the Sabbath Day and keep it holy
	Hey	5	Honor your father and mother
	Vav	6	You shall not murder
	Zayin	7	You shall not commit adultery
	Chet	8	You shall not steal
	Tet	9	You shall not bear false witness
	Yood	10	You shall not covet

EL SHADDADAI MINISTRIES

GAMES AND ACTIVITY SUGGESTIONS

It is important to keep the children involved in the lessons. God's Word is not a lecture, it is alive and vibrant – full of action and love. It is the goal of this curriculum to pass on a love and a desire to keep coming back for more of God's Word. It is with this goal in mind that we encourage you to use games, skits, songs, flagging and in general have fun. The more involved in the lessons, the more they will learn, and learn to love the Word!

The following are generic games that can be adapted to any of these lessons. Please Feel free to add to these suggestions and make them your own.

TIC TACK TOE

1. Compile a list of questions covering information you that the children have learned in the lesson.
2. Organize teams. If you have a large number of children, you can have several Tic Tack Toe grids being played at once. If possible keep the teams small in number - 3 to 4 children on a team gives each one more opportunity to answer a question and choose a box to put their X or O in.
3. Have large Tic Tack Toe grids on the board or large paper at front of room.
4. Alternate questions by team.
5. If correct answer is given the child answering puts an X or an O in the box they choose until one team has 3 of the same letter in a row and wins.

RING TOSS (OR BALL IN THE BUCKET)

****For this game you will need any of the following materials:

Plastic rings to toss around bottles or pegs or cones.

If you can't find plastic rings, you could use light-weight foam balls and throw them in a bucket or a box. Compile a list of questions from the lesson.

1. Choose teams
2. Kids take turns tossing the ring or the ball. If the toss is successful, they get to answer a question. Younger children should stand closer to the target.
3. The first team to answer 5 questions correctly wins. (Keep track of correct answer by marking lines on the board or on large paper.)

EACH ONE WRITE ONE

1. Form teams.
2. Have each team member write a question about the lesson on a 3x5 card or piece of paper. (Older children can assist younger children on their team who may need help with this.)
3. Pass all the questions in. The teacher reads one team's questions to the other team – one member at a time answers the question.
4. 1,000 points is awarded for each correct answer.
5. The first team to have 10,000 points wins!

SCAVENGER HUNT

1. Divide into small teams – 2 to 3 children per team. Give each team a name or number.
2. Around the room, have answers to questions written out on 8 1/2 by 11 paper. Use large print that is easy to read.
3. Tape the questions around the room on the walls or on chair backs, etc.
4. Write out the answers on 8 1/2 x 11 paper and hand them out. No one can look at the questions or answers until you say, "Go"! (Be sure the team numbers or names are written on the back of the answers.)
5. Each team captain has tape.
6. As soon as the team finds the correct answer(s) to the question(s) they have, they tape it under the question.
7. The first team to have the largest number of matching questions and answers wins.

BUILD BOB

1. Have a list of questions from the current or the past several lessons.
2. Divide the class into even teams.
3. Ask alternating teams a question. The teams can discuss the answer if they need to. For each correct answer, the team gets to draw a "body part" on the board. The "drawings" consist of stick figures with a round head.
4. There are 6 body parts to be a complete "Bob" – the head, the body, two arms and two legs – If you want the game to go longer, hands and feet can be added. The first team to build Bob wins.

SKITS

It is always fun to have kids "act out" a part of the day's teaching that has a lot of action in it. "Props" for skits can be purchased at garage sales, 2nd hand stores or friends who may be cleaning out their childrens' closets. Items like stuffed animals, robes, crowns, walking sticks, etc. are fun to have on hand.

You can read the part of the story as the children act it out – OR - you can write a simple dialogue that the children can read and act out.