

# Leviticus

Worshiping, Serving and Obeying a Holy God



Weekly Foundational Bible Lessons in:

Torah (God's Teachings / Law)

Haftarah (Prophets & Writings)

Brit Chadashah (New Testament)

**With Hebrew!**

EL SHADDAI MINISTRIES

We would like to give special acknowledgement and heartfelt thanks to the following people whose diligent work of love helped make this curriculum possible.

## Thank you

First and foremost we want to give our heartfelt appreciation to Pastor Mark Biltz, El Shaddai Ministries, for the breath taking and eye opening teachings we receive from him weekly. The inspiration of his teachings, made this curriculum possible.

Rachel for using her amazing skills to find pictures and graphics.

Kyrsten with her special talent to provide Hebrew lettering.

All the musicians, singers, flag team and dance team members who gave their time and taught new dimensions of understanding that were so helpful in our times of Praise.

Created by:

Sherry Lush, Karen L. Cowen, Debora Sikes

Copyright © 2016 Sherry Lush, Karen L. Cowen, Debora Sikes All rights reserved.

Scripture references used in this volume are from the following:

*The New King James Copyright © 1982 by Thomas Nelson.*

*Holy Bible, New International Version®, NIV® Copyright ©1973, 1978, 1984, 2011 by Biblica, Inc.®*

*The Holy Bible, English Standard Version. ESV® Permanent Text Edition® (2016). Copyright © 2001 by Crossway Bibles, a publishing ministry of Good News Publishers.*

*The Names of God Bible (without notes) © 2011 by Baker Publishing Group.*

*Complete Jewish Bible (CJB) Copyright © 1998 by David H. Stern.*

EL SHADDAI MINISTRIES

# Table of Contents

How This Curriculum is Designed .....	2
Information for Teaching and Learning Hebrew.....	7
A Little More About Hebrew .....	8
Teacher’s Instructions for the Praise Page .....	10
Chapter 1 Vayikra .....	13
Chapter 2 Tzav .....	29
Chapter 3 Pesach .....	43
Chapter 4 Sh’mini .....	61
Chapter 5 Tazria/Metzora .....	79
Chapter 6 Acharei Mot/Kedoshim .....	93
Chapter 7 Emor .....	109
Chapter 8 Behar .....	125
Chapter 9 Bechukotai .....	139
<b><u>APPENDIX: Games and Activities</u></b>	
Game and Activity Teacher Instructions.....	153
Aleph-Bet <u>Commandments</u> Writing Practice and Scramble Game.....	155
General Game Activities.....	172
Teacher’s Instructions for Counting the Omer .....	165
Counting the Omer Activity page .....	167

## How This Curriculum is Designed

### Vision of this Curriculum

\*\*To encapsulate and condense prominent points of each week's Torah Portion (God's Teaching/Law), Haftarah (Prophets and Writings) and Brit Chadashah (New Testament) so they can be read and understood in just a few minutes by the young and young at heart

\*\*To help each reader incorporate the Word they are reading into their lives

\*\*To help each reader see how the Bible is connected from cover to cover - It is not two separate books.

\*\*To introduce Hebrew words and understandings into each lesson and build Hebrew vocabulary.

### Mission Statement

Our prayer is that the readers of this curriculum will be active participants in the process of relating the Word of God to their own lives. To assist in this process, questions are peppered throughout the "Story" to encourage all to apply and personalize the Word. With the help of the Holy Spirit, we hope each reader will be encouraged that they can read, understand and see how the Bible relates to their lives. With this purpose in mind, the Biblical text is used on the Work Pages.

Hebrew words and definitions are included in the lessons along with Hebrew writing practice to expand Hebrew vocabulary. In keeping the original language of the Bible in mind, hopefully, the Word will be seen through the Israeli-centric, Middle Eastern culture in which it was written. It is a thoroughly Jewish book.

The ultimate goal of this curriculum is to keep all involved, discovering the wonders of His Word, and that His Word will create a thirst in each one both to love Him and to walk in His ways!

### Teacher's Lesson Flow Pages

You will notice that the various components making up the Teachers' Lesson Flow pages are laid out in a circle. We've adopted this circular way of teaching and thinking as it is the biblical way of teaching and thinking. In Greek thinking, time is laid out like a straight line, and events are checked off as they happen, as though they are finished and will never happen again.

But the biblical way of thinking about time is depicted in [Isaiah 46:9 and 10](#) where it states:

*“Remember the former things of old, for I am God, and there is no other;  
I am God, and there is none like Me, declaring the end from the beginning,  
and from ancient times things that are not yet done;  
saying, My counsel shall stand, and I will do all my pleasure;”*

The Lord declaring in Isaiah that to understand the end, it is necessary to go back to the beginning! Time is not a flat line, but rather circular in nature. Events are connected like the minutes on a clock that begin at 12:00, then second by second, or event by event during the hour, the long clock hand circles back to the beginning point at the same time moving forward one hour – each second and event connected to the previous one.

*“As Yeshua (Jesus) said, “But as the days of Noah were, so shall also  
the coming of the Son of Man be.” Matthew 24:37*

Again, we see this concept of going back to what was – in the days of Noah, - to see what will be in the future – at the Lord’s return! The circular relation of time and events is portrayed.

It was with this concept in mind that the **Teacher’s Lesson Flow** Pages were designed.

1. We begin with **Praise to our God** on the **Praise Page** as the Word says:  
*“Enter His gates with thanksgiving, and into His courts with praise. Be thankful to Him, and bless His name.” Psalm 100.*
  - A. During this year, the students will learn **7 Hebrew Praise Words** and their meanings and significance. We begin in Genesis with the Hebrew word “Hallel”. If you take the Hebrew letters of the word “Hallel” individually, they mean “Behold! the tongue, the tongue is made for praise.” To practice praising the LORD, we have the children speak out their praise and provide a space where the children can write their praise.
  - B. We read and briefly discuss one of the **Fruit of the Spirit** using the definition provided. That specific Fruit of the Spirit can be included as it comes up in discussion regarding the lesson and as it applies to the lives of the children. To help the children apply the Fruit of the Spirit we ask questions and discuss how they will use this at home, school, during play time and with their family this week. Another way to approach learning the Fruit of Spirit is to ask how it feels or what happens when you don’t have this Fruit of the Spirit functioning in your life.

- C. Then the **Life Verse** is read and a song or a game can be used to practice the verse 2 or 3 times. Use any familiar “nursery rhyme song tunes” inserting the words to the Bible verse. You can also write the words of the verse on the board, have the children say all the words, then erase 1 to 3 words each time they say it, until all the words are gone and they can still say the verse.
2. We then move on to a **Hebrew writing lesson**. More thorough directions are given regarding these lessons on the Teacher’s Special Instructions pages prior to each lesson.
3. **The Story**: At this point the story is read. The story is a compilation of the **Torah portion (God’s Teachings / Law)**, the **Haftarah (Prophets and Writings)** and the **Brit Chadashah (New Testament)** which are woven together in story form. Seeing how the three areas of Scripture are connected is always exciting. It takes approximately 5 minutes to read the story. You can use great flexibility in the reading of the story. You can stop at any point and discuss what the story is about, asking questions like:

\*Are the people in the story doing what God has said to do?

\*What are possible consequences for the actions of the people? Etc.

The questions are endless and help keep the kids drawn into the story. You may want to have them act out a scene, or maybe they could do a pantomime as the story is being read.

Give the children words to listen for as the story is read, and when they hear these word, they should STAND! Children’s bodies are made to move. Physical involvement is a good thing. With physical involvement they can also practice self-control by following directions and only doing as they have been directed. Be sure to commend those following the directions given. For instance, the team following direction gets extra points on the board or extra turn or ??? You can be creative with this!

Be as creative as you would like while keeping the children involved with the story and the characters in the stories. You will note that the script also has questions woven into the story as concepts unfold.



#### 4. Lesson Pages

- A. When you get to the quoted Scriptures in the Children's Lesson Pages, it is always important to compare the Word with the answers that were given during the story time. Of course, making any clarifications in a positive way. Only the Word contains the truth, and our great desire is to train the children **to always go to God's Word for the truth**, regardless of how good an answer may sound or who may have given the answer.
- B. Moving into the **Children's Work Pages**, we begin with the **Torah Portion (God's Teachings / Law)**. The main points covered in the lesson are listed
- C. Following the Torah portion and connected to it is the **Haftarah (Prophets and Writings)**. The connecting points are listed that will be addressed.
- D. The teaching concludes with the **Brit Chadashah (New Testament)**. Again, the main points to be covered are listed, and connect with the Torah portion and Haftarah portion.

Covering these three portions of Scripture shows us the *interaction of the Most High God with people* – His love, care, involvement, His correction and blessings are all woven into these stories. And they show how with unique similarities, the Word of God is amazingly woven together. We see the Old Testament and the New Testament are all one book with one message from cover to cover. It is exciting to “connect the dots” and to discover that our God does not change; He is the same yesterday, today and forever!

#### Games/Activities

It is important to keep the children involved in the lessons. *God's Word is not a lecture, it is alive and vibrant – full of action and mystery, battles, angels, victories, losses and love – bursting with true accounts of God interacting with people!* We want to teach this amazing Word with great excitement and enthusiasm. With this in mind, games and activities are included with each lesson both for fun and to re-enforce concepts presented. You will find general games that can be played with any lesson on pages 255-256.

It is the goal of this curriculum to pass on a love for God's Word and with the help of the Holy Spirit to create a desire in each child to keep coming back for more. With this goal in mind, we encourage you to weave games, skits, songs, flagging and various other activities into your lessons. In other words, HAVE FUN!

**The more involvement the children have in the lessons, the more they will learn and love the Word!**

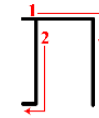


## Why We Include Hebrew

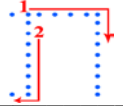
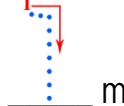
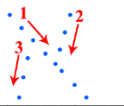
Moses used Hebrew to write the first five books of the Bible. The prophets wrote their revelations from God in Hebrew! Hebrew is the original language of the Bible! If you want the purest meaning of a text, it is always best to read a book in the original language as every translation, regardless of how carefully it is done, will vary somewhat from the original. Why is that the case? Because words and cultures in which they are spoken will carry meaning that simply cannot be adequately conveyed in another language. In this curriculum, we go back to Hebrew to look at some of the Hebrew names of God and some of the original words used in the stories to give depth of understanding and shed light on the original words and meanings.

Hebrew helps us understand the Bible from the Hebraic, Middle Eastern perspectives and Jewish culture in which it was written. Without this understanding, we can veer off and assign understandings that were not intended. Certainly, God's Word endures to every generation and is for all people, and at the same time, it is a thoroughly Jewish book and needs to be understood through this lense. When we attempt to understand this Book through a Western/Greek mindset, problems can arise. Hebrew helps steer us in the direction of the original intention.

*Every letter in Hebrew is **alive** and **loaded with meanings!** Unlike English, Hebrew letters not only make a sound, but they represent various "pictures"!*

Each letter represents several pictures, and even one, 3 letter word can relate a story or concept. Let me give you an example.

The Hebrew word for **SIGN** is Tav  Vav  Aleph 

 means God     means nail     means cross or covenant

when you combine the meanings of each of these letters, you see the **SIGN** would be **God nailed to the cross!!** Isn't that incredible?!! The good news in one three letter Hebrew word!

English translations of the Bible quote Jesus (Yeshua) as saying, I am the Alpha and the Omega..... Alpha and Omega represent the Greek translation and refer to the first and last letters in the Hebrew alphabet.

But in Hebrew, the letters Alpha and Omega would be Aleph and Tav!

Aleph and Tav are the first and last letters of the Hebrew alphabet.

Yeshua is saying – *I am the living Word* – every letter of the Hebrew aleph-bet *comes alive in Him*. Every word consisting of the Hebrew alphabet from the Aleph to the Tav *is about Him – The Word that is alive!* (John1:1, 1:14)

Your enthusiasm for learning this language will rub off on the children you teach. You will be encouraged and love seeing their joy in learning the language of the Bible.

**God bless you as you teach the next generation of God’s children.**

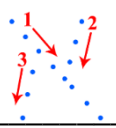
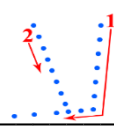
**Welcome to this marvelous adventure!**

### Information for Teaching and Learning Hebrew

When you begin the adventure of learning Hebrew, it is important to realize that Hebrew is rich, dynamic and alive with meaning. The Hebrew Aleph-bet differs greatly from the English alpha-bet. In English, every letter represents a sound or possibly even two or three sounds. In English, letters only represent sounds. In English, there are consonants and vowels.

As in English, every letter of the Hebrew Aleph-bet makes a sound. The sound it makes is the first sound of its name. There are a few letters that can make two sounds. The sound changes of these letters will be the result of a “dot” located within or on top of the letter. However, in Hebrew there are no vowels. A system of vowel points is used to indicate the vowel sound that may accompany any letter.

Out of the 22 letter Hebrew Aleph-bet, there are 2 silent letters:

aleph  and ayin . These letters’ sounds will vary according to the vowel points as used in individual words. As single letters though, they make no sound.

This curriculum does not address vowel points, but the word will be transliterated in the margin for your convenience. The transliteration will be the English pronunciation of the Hebrew word.

Every Hebrew letter also has a numerical value. You will find the list of the letters and their numerical value in Appendix A page 236-240 and will be applied to specific lessons.

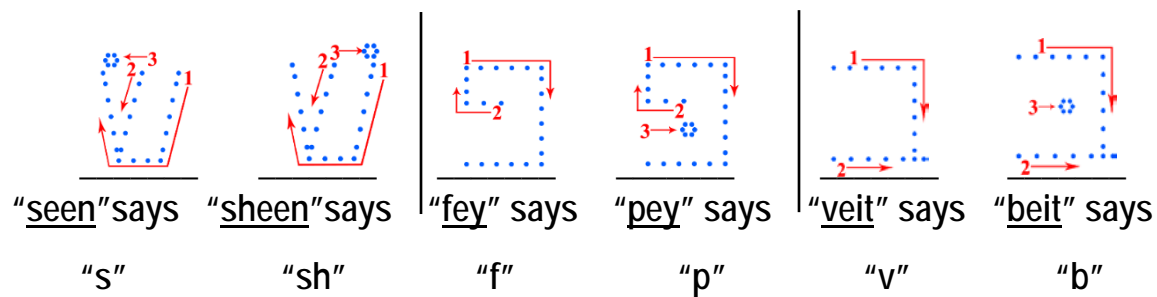
Every Hebrew letter has a variety of pictures and meanings that it can represent. A three letter word can have a specific meaning and have a sentence to a paragraph in additional meaning within the three letters. This will be demonstrated throughout this curriculum. Basic picture meanings are listed on page 236-240.

If the Hebrew writing pages are used consistently, a recognition of the words used from week to week will occur. The children begin to recognize them quite quickly.

### A Little More About Hebrew

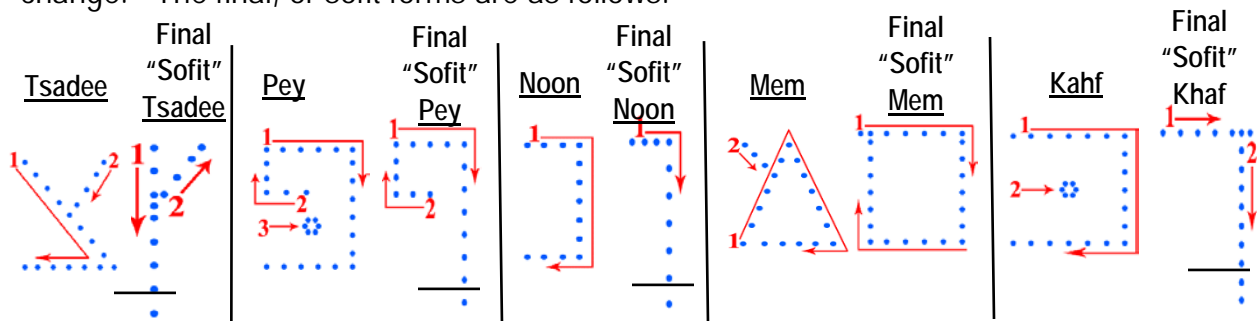
It is good to be aware that there are a few letters in Hebrew that look very similar, but they make different sounds. So recognizing the minor differences is very important.

The following are letters that have sound changes because of a "dot":



You can see that the above letters change sounds according to the position of the dot in or above the letter.

There are no "capital" letters in Hebrew, but five letters have a different "Final Form" referred to as the Sofit form. This means they are the last letter in a word, their form will change. The final, or sofit forms are as follows:



Knowing the “dots” change the sound a letter makes and recognizing the final forms of the above letters is a big step in beginning to understand Hebrew.

For beginners in Hebrew we teach the Hebrew letter, it's corresponding number and the matching commandment. The following pages show the connections. You can practice these in a number of ways.

1. Practice saying the letters and numbers out loud.
  - a. Boys say the Hebrew letter name and girls say the corresponding number.
  - b. Together, they say the commandment that goes with the number and letter.
2. Sing the 10 Commandment Song
3. Cut the separate components of the “10 Word” page into its separate components: letters, numbers and commandments. Mix all the above parts and have contests with teams or with individuals. The first ones to arrange the parts correctly, win.
3. Fill in the missing names on the “10 Word” page.
4. Practice all the letters on the Aleph-Bet Activity Page and learn the sound and numerical value of each letter. Be sure to practice the sound each letter makes.

**Welcome to this wonderful world of getting to know the holy language!**

## Teacher's Instructions for the Praise Page

Beginning the teaching time with praise helps set the mood for the entire session. During this time we want to help the students develop an attitude of praise to the Lord at all times. As David said, "I will bless the LORD at all times; His praise shall continually be in my mouth." (Psalm 34:1) Encouraging the students to actively participate in this praise is an important role of the teacher. Praise can be quiet, while you are seated, and praise can occur all during the day while you are up and busy physically. Praise can happen in groups, and it can flow forth from you during the day when you are by yourself. Psalms 51:15 states, "And my mouth shall show forth Your praise." We are told of groups praising the LORD in II Chronicles 23:5, "...4,000 praised the Lord with musical instruments..."

Praise lifts our focus to the Lord and reminds us of His greatness and faithfulness to us. Even when we are having a "bad" day, praise lifts our spirits and our hope, for when we are praising God, our attention goes from our circumstances to the God of all hope who is loving and kind and whose mercy endures forever. Let's help our students develop an outlook that embraces and expresses praise for our awesome God!

Following are suggestions to encourage the students to become involved in their praise for the Lord:

1. Practice praising the Lord, yourself. When the teacher practices the habit of praising the Lord, the teaching becomes genuine!

2. Have the students stand or walk or raise their hands, etc. as you begin the lesson on praise. It is good to have organized ways for the students to move in class. Bodies are created to move, and moving helps the students pay attention as well as learn ways of expressing praise to the Lord. Praise can be quiet, or it can be buoyant in dance, flagging, singing, clapping or raising hands to the Lord.

3. A "rule" that will bring success to both teacher and students is: If you have talked for 30 seconds, you have talked too long! After 30 seconds of listening to someone talk, the students will begin to lose

focus and their minds will wander. Keep talking time by the teacher crisp and focused by using as few words as possible.

4. Watch your students' eyes! If you have lost eye contact, you have lost them.

5. Help keep the students involved by giving them physical actions to use with the words of praise, or by bringing in musical instruments or flags to supplement the praise times. This is a great time to incorporate music as a way of praise, so come ready to sing. If you don't sing, you can ask someone who does to come and help, or you can always use CD's for your music.

6. Develop the skill of keeping the attention of your students by asking questions as you teach that keep the students involved in the learning process. As students articulate answers to your questions, learning is occurring! Their answers will also tell you if they are understanding the lesson. If you hear confusion, this is the perfect time to re-teach and clarify.

The following are *examples of questions* that help keep students involved during the Praise time:

1. Teacher: Is God good?

Students reply: YES!

2. Teacher: Even when things aren't going your way, is God good?

(This question could branch into an interesting discussion.)

Students reply: YES! – God is always good!!

3. Teacher: So we can praise God all the time?

Students: YES!

4. Do you know someone in the Bible who praised God all the time?

(If they don't know, teach them a QUICK (1minute or less) story about David, and remind them that David praised the Lord all the time. In fact, he said, "I will bless the Lord at all times, His praise shall continually be in my mouth!"

5. Teacher: Let's practice thanking God by saying this week's fruit of the Spirit definition together.
6. Teacher: An example of helping the students understand the fruit of the Spirit is as follows: When doing "Peace" as the fruit of the Spirit, you could bring in pictures of a green meadow or a quiet stream, etc. and discuss with the students how these images help us understand the peace of the Holy Spirit. You can always be creative in introducing and teaching these topics.
7. At this point, you can have the students sit down and write a way that God has blessed them during the week or on that day.

You are on your way now. May the Lord bless you and inspire you as you Praise Him and teach the next generation of His children the beauty of praising our Lord!

**The following are a few verses to inspire praise:**

Ps. 139:14 I will praise you for I am fearfully and wonderfully made.

Ps. 149:3 Let them praise His name with dance; let them sing praises to Him with timbrel and harp.

II Chr. 7:6b His mercy endures forever!

Ps. 7:17 I will praise the Lord according to His righteousness.

Ps. 138:2 And praise Your name for Your lovingkindness and truth.

Ps. 118:21 I will praise you for You have answered me, and have become my salvation.

Ps. 118:28 You are my God and I will praise You; You are my God, I will exalt You.

II Chr. 20:19 The Korahites stood up to praise the Lord God of Israel with voices loud and high...

Ps. 42:4b I went with them to the house of God with the voice of joy and praise with a multitude that kept a pilgrim feast.

Ps. 74:21 Let the poor and the needy praise Your name.

Ps. 117:1 Praise the Lord, all you Gentiles! Laud Him, all you peoples!



## Teacher's Lesson Flow: He called (Vayikra) וַיִּקְרָא

Leviticus 1:1-5:26; 6:7 ~ Ezekiel 45:16-46 ~ Hebrew 9:11-15

### Life Verse Practice: Mark 12:29-31 (NKJV)

<sup>29</sup> Jesus answered him, "The first of all the commandments *is*:

'Hear, O Israel, the LORD our God, the LORD is one.

<sup>30</sup> And you shall love the LORD your God with all your heart, with all your soul, with all your mind, and with all your strength.' This *is* the first commandment.

<sup>31</sup> And the second, like *it*, *is* this: 'You shall love your neighbor as yourself.'

There is no other commandment greater than these."

5.

### Reinforcing the WORD to Build "Banah" lives

- a. Quickly review Prayer and Praise Words to Thank YHVH God.
- b. Review Life Verse: Mark 12:29-31
- c. Review Hebrew letters and vocabulary.
- d. What fruit of the Spirit are you thinking about and asking for?
- e. Can you do the Praise Words at home?
- f. How do you love YHVH, YHVH, EL (The LORD, The LORD, GOD)?
- g. How do you come close to God?

4.

### New Testament "B'rit Chadashah"

- a. Yeshua (Jesus) as our sacrifice to come close to God  
-Hebrews 9:11-15
- b. God loves us  
-John 3:16  
- Luke 1:50-55

### Pattern for Coming Close to God

1.

**Start Here**

### PRAISE "Hallel"

- a. Practice Prayer and Praise Words to the Lord including the Fruit of the Spirit Definition and Hebrew Praise Word.
- b. Life Verse Practice
- c. Hebrew Writing Practice
- d. Read Story

### Children's work pages begin here!

2.

### God's Teachings / "Torah"

- a. Rules for sacrifice to come close to YHVH (the LORD) -Leviticus chapters 1-5
- b. Holy as God is Holy - Leviticus 19:2
- c. How to love God --Deuteronomy 6:5

3.

### Prophets/Writings "Haftarah"

- a. Israel's sins forgiven  
- Ezekiel 46:13-15

## Teacher's Special Instructions

We start with a lesson on the Hebrew language. We will both write and speak Hebrew.

We do this for two reasons:

- 1) All students are at the same level in learning a new language, and they enjoy it.
- 2) It gives the students a chance to learn biblical truths embedded in the original language of the Hebrew Scriptures (Old Testament). Start by pointing out they are used to reading from left to right, but Hebrew reads from right to left. They also will need to write Hebrew from right to left.

### New Hebrew words transliterated

Vayikra (He called)

Ahav (Love)

Chatas (Sin Offering)

### Materials and Vocabulary:

- a. White board, black board or large easel and paper
- b. Markers
- c. Handouts or writing paper for the students
- d. Pens or pencils for the students
- e. The words used on their Hebrew writing pages are all words that are related to each individual lesson. Generally, a Hebrew word is chosen from the lesson and emphasized each week, both to teach character and increase understanding of the concepts being taught. New words will be in the box on the upper right of this page. Various names of God will also be taught in Hebrew.

### Preparation:

- a. Choose 2 or 3 Hebrew words from the Hebrew writing page(s). On the board, write the words in English and in the transliterated form given in the left column of the Hebrew writing page(s).
- b. Leave space to write the word in Hebrew.
- c. Explain that the letters they see on the page are written in book print like they might see on a sign, or that they would print themselves.

### Procedure:

- a. Demonstrate the writing procedure of two or three Hebrew words on the board. Have the students follow your directions on their work pages. Be sure to point out the special features of each letter.
- b. Then have the students try a few words on their own, or complete the rest of the page. The ability to finish the whole exercise will depend on how much time you have. (2 to 5 minutes time is needed to finish the page.)

Israeli street sign



**Games/Activities:** Normally games are played after children's work pages are complete.

For this lesson work on learning the Shema. You will find it on page 27.

# Prayer and Praise Words

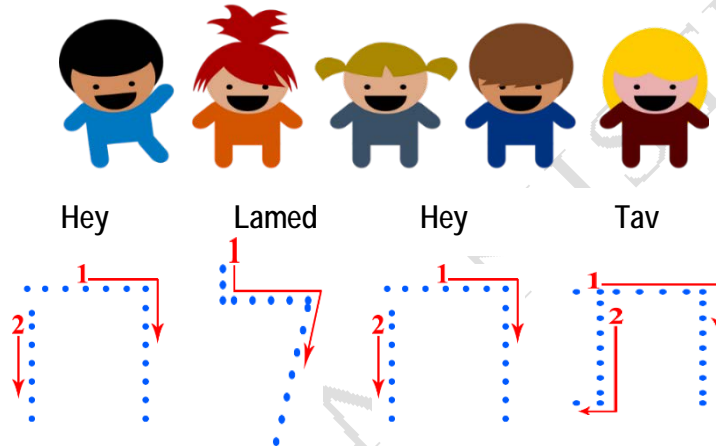
(Thank you ...Bless you...)

**GOODNESS:** Thank you, Lord that the truth of Your Word in my heart helps me to be pure as Your Holy Spirit guards me.

1. Let's thank God for one thing He has blessed you with this week.

Write your thank you here: \_\_\_\_\_

PRAISE is a way to THANK GOD for HIS Goodness to us and others.



Praise word: TEHILLAH Means Praise

EXPRESS INSTRUCTION and ENCOURAGEMENT through Scripture.

Tehillah is derived from the word "Halal" and means the singing of Halals, singing scripture To instruction and encourage.

## Psalm 119:171 (NKJV)

My lips shall utter praise (Tehillah), For You teach me Your statutes.



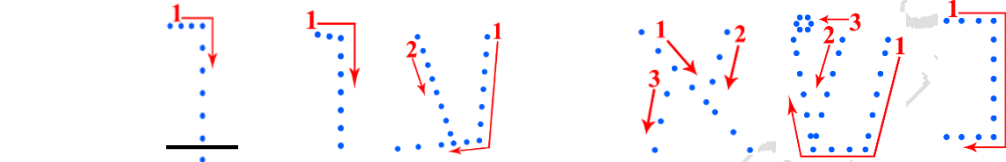
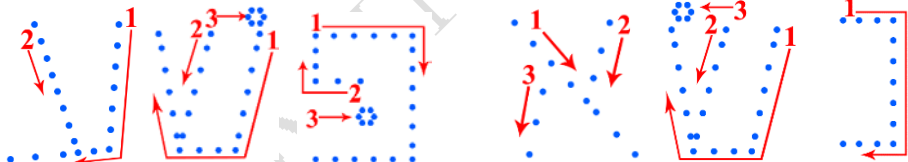
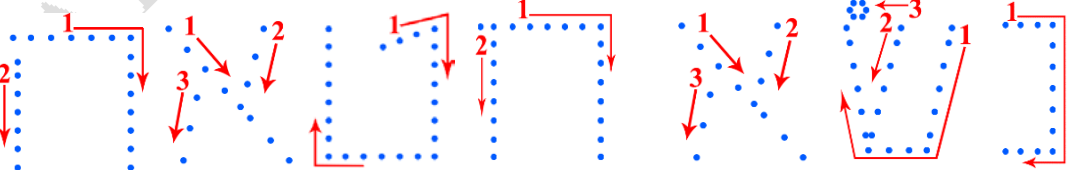
## Life Verse Practice: Mark 12:29-31 (NKJV) (Say, Sing, Game for Practice)

<sup>29</sup> Jesus answered him, "The first of all the commandments *is*: 'Hear, O Israel, the LORD our God, the LORD is one. <sup>30</sup> And you shall love the LORD your God with all your heart, with all your soul, with all your mind, and with all your strength.' This *is* the first commandment. <sup>31</sup> And the second, like *it*, *is* this: 'You shall love your neighbor as yourself.' There is no other commandment greater than these."

**TORAH (God's Teachings / LAWS) Exodus 34:6-7 (NKJV)**

<sup>6</sup> And the LORD passed before him and proclaimed, "The LORD, the LORD God, merciful and gracious, longsuffering, and abounding in goodness and truth,

<sup>7</sup> keeping mercy for thousands, **forgiving iniquity and transgression and sin...**

Hebrew/English	 Write and read Hebrew from right to left.  Start here
<p>NOSEI AVON (Forgives Iniquity Intentional Sins Nature, Continue without repentance)</p>	<p>Final Noon    Vav    Ayin    Aleph    Shin    Noon</p> 
<p>Practice Writing</p>	<p>Practice writing area for NOSEI AVON.</p>
<p>NOSEI PESHA (Forgives Transgression Rebellious Sins Arrogant, Disrespectful, Past limits)</p>	<p>Ayin    Sheen    Pey    Aleph    Shin    Noon</p> 
<p>Practice Writing</p>	<p>Practice writing area for NOSEI PESHA.</p>
<p>NOSEI CHATAAH (Forgives Sin Unplanned, Inadvertent Sins)</p>	<p>Hey    Aleph    Tet    Chet    Aleph    Shin    Noon</p> 
<p>Practice Writing</p>	<p>Practice writing area for NOSEI CHATAAH.</p>

## Patterns to come close to God

Hebrew /English	<span style="color: blue; font-weight: bold;">Write and read Hebrew from right to left</span> <span style="color: red; font-weight: bold;">Start here</span>
Vayikra (He called)	<div style="display: flex; justify-content: space-around; font-size: small;"> <span>Aleph</span> <span>Reysh</span> <span>Koof</span> <span>Yood</span> <span>Vav</span> </div>
Practice Writing	
Ahaav (love)	<div style="display: flex; justify-content: space-around; font-size: small;"> <span>Veit</span> <span>Hey</span> <span>Aleph</span> </div>
Practice Writing	
Chatat (Sin Offering)	<div style="display: flex; justify-content: space-around; font-size: small;"> <span>Tav</span> <span>Aleph</span> <span>Tet</span> <span>Chet</span> </div>
Practice Writing	

Vayikra "And He Called" ויקרא  
Leviticus 1:1-5:26;6:7 ~ Ezekiel 45:16-46:18 ~ Hebrews 9:11-15

We left our Torah portion last week when the glory of the LORD filled the Tabernacle. It was so awesome that even Moses could not come near. Oh, no!  
How could the people come near to their God? Do you know? Today we will find God's solution to this problem.

The Glory of the Lord filled the Tabernacle!

How can  
the people  
come  
near?



YHVH God's  
Solution  
Is  
An offering

Vayikra means "and He called". Who was calling? Well, God was calling. When someone calls you, they want you to come close and be where they are. When your mom or dad call you, they want you to come running! Do you? On this day, God called to Moses, calling him right from the Tabernacle. Moses answered and listened to God. Do you know when God is calling you? What do you do then? (Leviticus 1:1)

God had something for Moses to tell to the children of Israel. God was going to tell them how they could come near to Him! They were to make offerings for peace and for unintentional sin.

The LORD  
Forgives our sin

God knows that sometimes we may not even realize that we have sinned. He was giving His people 5 ways to give an offering that would cover their sins and give peace. Here is the name of each offering:

- Burnt Offering
- Grain Offering
- Peace Offering
- Sin Offering
- Guilt Offering

1. Do you think God wanted man to know that sin cost something?

YES    or    NO

English	Hebrew	Scripture
Burnt Offering	Olah עולה	Lev 1:1-17; 6:8-13
Grain Offering	Minchah מנחה	Lev 2:1-16; 6:14-23
Peace Offering	Shelamim שלמים	Lev 3:1-17; 7:11-36
Sin Offering	Chatat חטאת	Lev 4:1-5:13; 6:24-7:7
Guilt Offering	Asham אשם	Lev 5:14-6:7; 7:1-7

Each of these offerings covered different kinds of problems.

Four of these offerings required that you bring an animal to be killed. Do you think God wanted man to know that sin cost something? In three of these offerings, God gave a vivid reminder. He had you put your hand on the head of the animal and kill the animal while your hand was on its head. Then the priest would sprinkle the blood from the animal all around on the altar. Now can you imagine if your hand was on the animal's head when it was killed, do you think you would remember this?



Was the LORD trying to help us remember how important it is to obey His commandments and to remember how much He desires for us to live in peace and be near Him? Yes, the LORD loves us so much, He wants to forgive our sin and He wants us to be close to Him. He wants us to be holy, because He is Holy!

God said, You shall be holy for I the LORD your God am holy. (Leviticus 19:2)

Holy means be separate from what the world tells you is right. DOING what God tells you is right makes you separate from the world. To be separate is to be holy. How are you holy?

**1. Draw or write an example of how you are holy? (separate from the world)**

The prophet Ezekiel tells us the people were to prepare a perfect lamb and a grain offering with oil every morning. (Ezek. 46:13-15)

What can we learn from this? Why every morning? Every morning and all during the day, we can ask the Lord to forgive us of our sins. Then we know sin is gone, and we can draw close to God. What a great way to start every day – by drawing close to God!

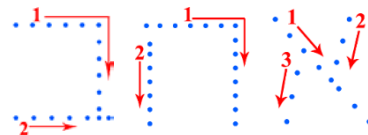
God was painting a picture for us to know that sin has consequences. We can see the consequences of sin because animals had to die and their blood had to be sprinkled around. But God was not finished with His painting, because He told us that His Son would come as the sacrifice for sins once and for all not like the blood of bulls and goats that had to be sacrificed every year. (Heb. 9:11-15) When His Son, Yeshua, was sacrificed on the cross and rose from the dead, the New Covenant began. Now when you hear Him call you, you can come running, and He redeems you from your sin and gives you eternal life!



Wow! He is painting you in the picture! That is so AMAZING! Do you see how much God loves you!!! Don't you just want to run to Him and jump in His arms and do what He tells you to do?!! Doing what God tells us to do is the way that we show how much we love Him.

The Hebrew word for "love" (a-haav) is Aleph Hey Veit

This means God revealed in the Son!



This is love that God sent His only Son to die for our sins! In Deuteronomy 6:5 we are told to love God more than anything or anybody! He is a God that is great and so good! Will you tell someone why you love God!



Vayikra ויקרא  
means "He called."

TORAH (God's Instruction / Law) Leviticus 1:1-3 (NKJV)

1 Now the LORD called to Moses, and spoke to him from the tabernacle of meeting, saying,  
2 "Speak to the children of Israel, and say to them: 'When any one of you brings an offering to the LORD, you shall bring your offering of the livestock—of the herd and of the flock.

Circle answer and fill-in the blank:

1. Who was the LORD calling in verse 1? \_\_\_\_\_
2. Where did the LORD speak to him from? \_\_\_\_\_

Answer from your experience:

3. Do you know when the LORD is calling you? YES or NO
4. Where do you hear the LORD God speaking to you? (Circle your answer)

Home    School    Resting    Shabbat    Reading Bible    Praying    Praising



The LORD God was going to tell Israel how they could come near to HIM!

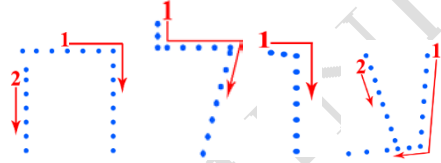
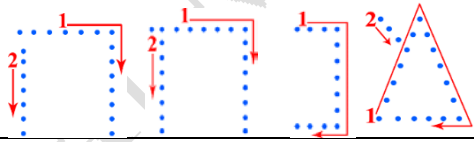
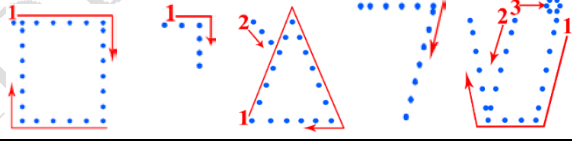
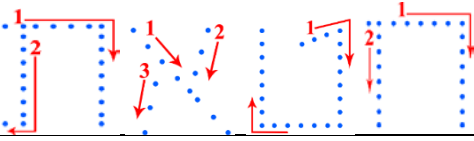
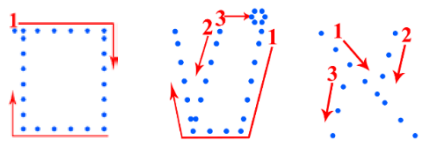
The LORD knows that sometimes we may not even realize that we have sinned.

The LORD God was giving His people Israel

5 ways to give an offering that would cover their sins and give peace!

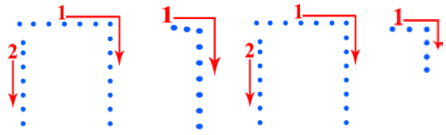


1. Can you find the name of the 5 offerings in the scriptures below and fill-in answer?

English	Hebrew	Scripture
_____ Offering	<b>Olah</b> Hay Lamed Vav Ayin 	Leviticus 1:1-17, 6:8-13
_____ Offering	<b>Minchah</b> Hay Chet Noon Mem 	Leviticus 2:1-16, 6:14-23
_____ Offering	<b>Shelamim</b> Final Mem Yood Mem Lamed Sheen 	Leviticus 3:1-17, 7:11-36
_____ Offering	<b>Chatat</b> Tav Aleph Tet Chet 	Leviticus 4:1-5:13, 6:24-7:7
_____ Offering	<b>Asham</b> Final Mem Sheen Aleph 	Leviticus 5:14-6:7, 7:1-7

Answers: Guilt Sin Peace Grain Burnt

Do you think the LORD God wanted man to know that sin cost something?



(Hey, Vav, Hey Yood) **God's Attribute of Mercy**



**Remember it is important  
to obey  
My commandments  
and be near Me!**



We can see the consequences of sin because animals had to die and their blood sprinkled.

TORAH (God's Instruction / Laws) Leviticus 19:2 (NKJV)

<sup>2</sup> "Speak to all the congregation of the children of Israel, and say to them:  
'You shall be holy, for I the LORD your God *am* holy.

Holy means be separate from what the world tells us is right, and DO what the LORD GOD tells you is right in HIS Word!

Name 5 ways you are different from the world around you and DO what the LORD GOD tells you is right in HIS Word. (Circle Answers)

Sing and dance popular songs

Sing and dance songs that honor God

Read whatever book I can

Read the Bible and books that honor God

Fight, quarrel, and be mean to others

Pray for others and be kind to others

Resenting and disobeying authority

Respect and obey authority

Steal and lie to others

Return what you borrow and always tell the truth

**HAFTARAH (Prophets / Writings) Ezekiel 46:13-15 (NKJV)**

<sup>13</sup> "You shall provide a lamb a year old without blemish for a burnt offering to the LORD daily; morning by morning you shall provide it.

<sup>14</sup> And you shall provide a grain offering with it morning by morning, one sixth of an ephah, and one third of a hin of oil to moisten the flour, as a grain offering to the LORD. This is a perpetual statute.

<sup>15</sup> Thus the lamb and the meal offering and the oil shall be provided, morning by morning, for a regular burnt offering.



The prophet Ezekiel tells us the people were to prepare a perfect lamb and a grain offering with oil every morning in Ezekiel 46:13-15.

1. What can we offer God every morning?
2. Why every morning?

Every morning and all during the day, we can ask the Lord to forgive us of our sins. Then we know sin is gone, and we can draw close to God. What a great way to start every day – by drawing close to God!



**Draw a picture of you talking with Yeshua (Jesus)**

**Yeshua (Jesus) our Lamb.  
Yeshua died and rose to life!**



When we ask the Lord to  
forgive our sins,  
His blood  
covers them. Our consciences  
are clean and we are free to  
commune with  
the living God!

BRIT CHADASHAH (New Testament) Hebrews 9:11-15 (NKJV)

<sup>11</sup> But Christ (Messiah Yeshua) came as High Priest of the good things to come, with the greater and more perfect tabernacle not made with hands, that is, not of this creation.

<sup>12</sup> Not with the blood of goats and calves, but with His own blood He entered the Most Holy Place once for all, having obtained eternal redemption.

<sup>13</sup> For if the blood of bulls and goats and the ashes of a heifer, sprinkling the unclean, sanctifies for the purifying of the flesh,

<sup>14</sup> how much more shall the blood of Christ, who through the eternal Spirit offered Himself without spot to God, cleanse your conscience from dead works to serve the living God?

<sup>15</sup> And for this reason He is the Mediator of the new covenant, by means of death for the redemption of the transgressions under the first covenant, that those who are called may receive the promise of the eternal inheritance.



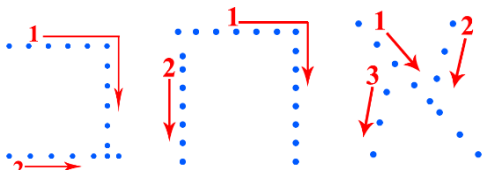
1) Have you asked Yeshua the Messiah (Jesus the Christ) to forgive your sin? Are you choosing to follow His Word and Way? YES or NO

2) If you have asked Yeshua to forgive your sin, write a Thank you below.

BRIT CHADASHAH (New Testament) John 3:16 (ESV)

<sup>16</sup> "For God so loved the world, that he gave his only Son, that whoever believes in him should not perish but have eternal life.



Ahaav (love)	<p>Veit      Hey      Aleph</p> 
Practice writing	

**Barook (Blessing)** May Adonai bless you with the blessing of obedience to God's Laws.

(Teacher note: You can bless the students at the end of the class with this blessing as a whole group)

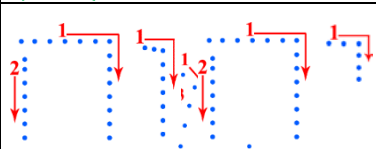
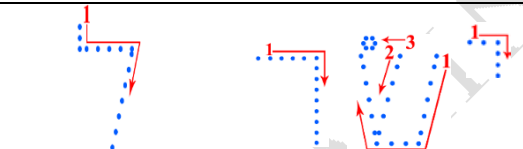
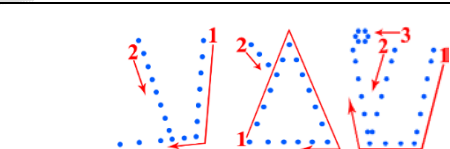
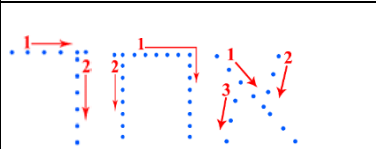
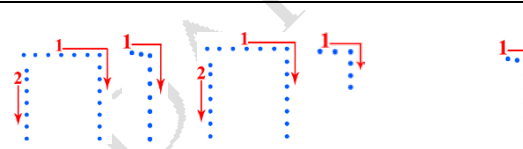
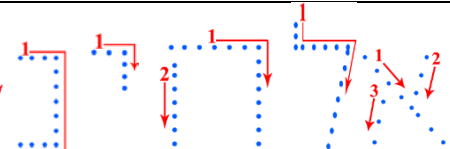
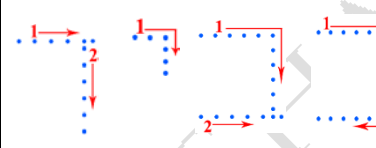
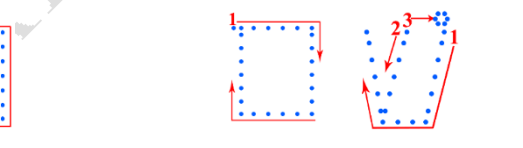
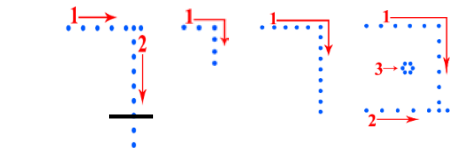
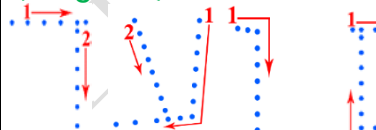
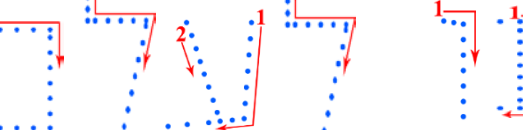
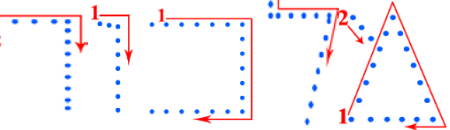
## Games and Activities Teacher Instructions

For each of the lessons one of the games has been suggested to re-enforce the theme of the lesson. We have used the following games in a variety of ways. You can use the game suggested or choose another which fits your students and your time frame.

A list of general games that can be used for any/all lessons is included at the end of this volume.

To tehillah the LORD, we must choose each day to Hear His Word and Obey!

### Deuteronomy 6:5 and Mark 12:29-31

<b>Say and Sing, Write</b>		
the <b>SHEMA – Hear and Obey</b> ← (read and write from right to left)      ←		
Adonai (YHVH, the LORD) (Hear)	Yisra el (O Israel)	She ma
		
Echad (is One) GOD)	Adonai (YHVH, the LORD)	Elo hei nu (our
		
Ka' vod (of HIS glorious) (Blessed)	Shem (is the Name)	Ba ruch
		
Va'ed (and ever) (Kingdom)	L' o lam (for ever)	Malchu to
		

EL SHADDADAI MINISTRIES



## Teacher's Lesson Flow: Command (Tzav) צו

Leviticus 6:1-8:36~ Malachi 3:4-24 ~ Luke 4-6 ~ Hebrews 7:24-27

### Life Verse Practice: Hebrews 7:24-27 (NKJV)

But He (Yeshua/Jesus) because He continues forever, has an unchangeable priesthood. Therefore, He is also able to save to the uttermost those who come to God through Him, since He always lives to make intercession (prayer) for them.

5.

#### Reinforcing the WORD to Build "Banah" lives

- a. Quickly review Prayer and Praise Words to Thank YHVH God.
- b. Review Life Verse: Hebrews 7:24-27
- c. Review Hebrew letters and vocabulary.
- d. What fruit of the Spirit are you thinking about and asking for?
- e. Can you do the Praise Words at home?
- f. How can you be a good example?
- g. How will you try to do the things Yeshua (Jesus) taught you this week?

4.

#### New Testament "B'rit Chadashah"

- a. We are royal priests  
-1 Peter 2:9
- b. Yeshua/Jesus is able to save -Luke 6:24-36
- c. Standing as servants of God  
- Matthew 7:24-27

Being Holy  
Servants  
of God

1.

**Start Here**

#### PRAISE "Hallel"

- a. Practice Prayer and Praise Words to the Lord including the Fruit of the Spirit Definition and Hebrew Praise Word.
- b. Life Verse Practice
- c. Hebrew Writing Practice
- d. Read Story

#### Children's work pages begin here!

2.

#### God's Teachings / "Torah"

- a. Levitical jobs - Leviticus 6:11-13
- b. Sacrifices of the priests – Leviticus 6:14-16
- c. Finishing the work

3.

#### Prophets/Writings "Haftarah"

- a. Israel will return and God never changes - Malachi 3:4-6

## Teacher's Special Instructions

We start with a lesson on the Hebrew language. We will both write and speak Hebrew.

We do this for two reasons:

- 1) All students are at the same level in learning a new language, and they enjoy it.
- 2) It gives the students a chance to learn biblical truths embedded in the original language of the Hebrew Scriptures (Old Testament). Start by pointing out they are used to reading from left to right, but Hebrew reads from right to left. They also will need to write Hebrew from right to left.

### Materials and Vocabulary:

- a. White board, black board or large easel and paper
- b. Markers
- c. Handouts or writing paper for the students
- d. Pens or pencils for the students
- e. The words used on their Hebrew writing pages are all words that are related to each individual lesson. Generally, a Hebrew word is chosen from the lesson and emphasized each week, both to teach character and increase understanding of the concepts being taught. New words will be in the box on the upper right of this page. Various names of God will also be taught in Hebrew.

#### New Hebrew words transliterated

Tzav (Command)

Ahav (Love)

Cohen (Priest)

### Preparation:

- a. Choose 2 or 3 Hebrew words from the Hebrew writing page(s). On the board, write the words in English and in the transliterated form given in the left column of the Hebrew writing page(s).
- b. Leave space to write the word in Hebrew.
- c. Explain that the letters they see on the page are written in book print like they might see on a sign, or that they would print themselves.

### Procedure:

- a. Demonstrate the writing procedure of two or three Hebrew words on the board. Have the students follow your directions on their work pages. Be sure to point out the special features of each letter.
- b. Then have the students try a few words on their own, or complete the rest of the page. The ability to finish the whole exercise will depend on how much time you have. (2 to 5 minutes time is needed to finish the page.)

Israeli street sign



**Games/Activities:** Normally games are played after children's work pages are complete.

General Games can be found in the appendices.

# Prayer and Praise Words

(Thank you ...Bless you...)

**PEACE:** Even when I don't understand, thank you for PEACE that is like a quiet stream flowing through a green meadow that your Holy Spirit causes to flow through me.

1. Let's thank God for one thing He has blessed you with this week.

Write your thank you here: \_\_\_\_\_

PRAISE is a way to THANK GOD for HIS Goodness to us and others.

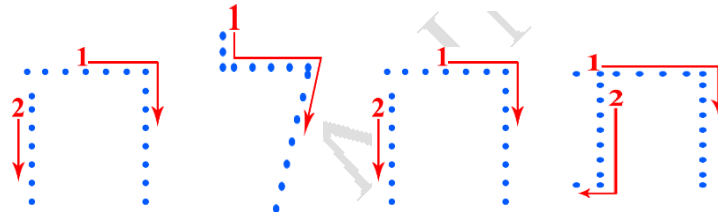


Hey

Lamed

Hey

Tav



Praise word: TEHILLAH means Praise

EXPRESS INSTRUCTION and ENCOURAGEMENT through Scripture.

Tehillah is derived from the word "Halal" and means the singing of Halals, singing scripture, to instruction and encourage.

Psalm 119:171 (NKJV)



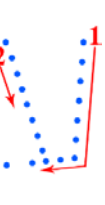

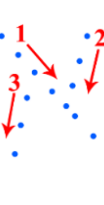
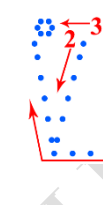
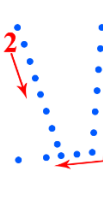
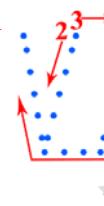

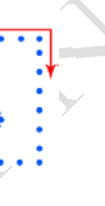



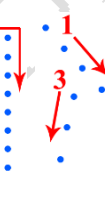
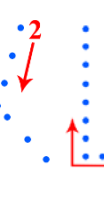


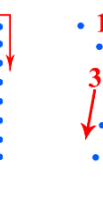

My lips shall utter praise (Tehillah), For You teach me Your statutes.

Life Verse Practice: Hebrews 7:24-27 (NKJV) (Say, Sing, Game for Practice)




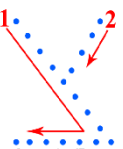
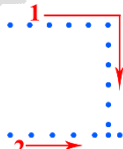
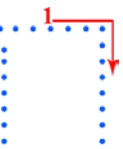
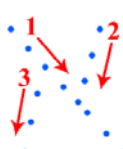

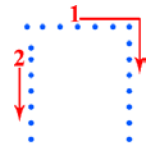
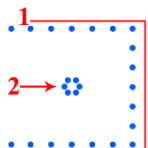
But He (Yeshua/Jesus) because He continues forever, has an unchangeable priesthood.

Therefore, He is also able to save to the uttermost those who come to God through Him, since He always lives to make intercession (prayer) for them.

The LORD God sent His Son to be our High Priest and bring the way of forgiveness for our sins.

Hebrew/English	<div style="display: flex; justify-content: space-between; align-items: center;"> <span>← Write and read Hebrew from right to left.</span> <span>← Start here</span> </div>
<p><b>NOSEI AVON</b>            (Forgives Iniquity Intentional Sins Nature, Continue without repentance)</p>	<div style="display: flex; justify-content: space-around; text-align: center;"> <div>Final Noon </div> <div>Vav </div> <div>Ayin </div> <div>Aleph </div> <div>Shin </div> <div>Noon </div> </div>
Practice Writing	
<p><b>NOSEI PESHA</b>            (Forgives Transgression Rebellious Sins Arrogant, Disrespectful, Past limits)</p>	<div style="display: flex; justify-content: space-around; text-align: center;"> <div>Ayin </div> <div>Sheen </div> <div>Pey </div> <div>Aleph </div> <div>Shin </div> <div>Noon </div> </div>
Practice Writing	
<p><b>NOSEI CHATAAH</b>            (Forgives Sin Unplanned, Inadvertent Sins)</p>	<div style="display: flex; justify-content: space-around; text-align: center;"> <div>Hey </div> <div>Aleph </div> <div>Tet </div> <div>Chet </div> <div>Aleph </div> <div>Shin </div> <div>Noon </div> </div>
Practice Writing	

## Being holy servants of God

Hebrew /English	 <b>Write and read Hebrew from right to left</b>  <b>Start here</b>
Tzav (Command)	<div style="display: flex; justify-content: space-around; align-items: center;"> <div style="text-align: center;"> <p>Vav</p>  </div> <div style="text-align: center;"> <p>Tsade</p>  </div> </div>
Practice Writing	
Ahaav (love)	<div style="display: flex; justify-content: space-around; align-items: center;"> <div style="text-align: center;"> <p>Veit</p>  </div> <div style="text-align: center;"> <p>Hey</p>  </div> <div style="text-align: center;"> <p>Aleph</p>  </div> </div>
Practice Writing	
Cohen/Priest	<div style="display: flex; justify-content: space-around; align-items: center;"> <div style="text-align: center;"> <p>Final Noon</p>  </div> <div style="text-align: center;"> <p>Chet</p>  </div> <div style="text-align: center;"> <p>Kaf</p>  </div> </div>
Practice Writing	

## Command ~Tzav צו

Leviticus 6:1-8:36; Malachi 3:4-24; Luke 4-6 Mark 7:31-9

Do you ever feel like your jobs aren't important enough?  
Is it your job to take out the trash or wash the floor? Do you think it is fair that you have to do jobs like this? Do you dream about someday being in charge so you can give these jobs to other people?



Well, guess what! God makes some people priests, and being a priest is very important! But do you know the priests had to do some dirty jobs too! God told the priests to put on some work clothes. Then He told them to take the burned ashes from the sacrifices outside the camp! That is even a bigger job than taking the trash out! They also had to keep putting wood on the fire so it would never go out; for the Lord wanted the fire to ALWAYS be burning.

These were some of the jobs the LORD commanded the priests to do. (Leviticus 6:11-13)




What do you think the LORD wanted the priests to remember by giving them these tasks? Even though they were priests, were they the servants of the LORD just like other people?

What will you remember the next time your mom asks you to do a job that you think isn't fun?

Now God CHOSE the priests for very important positions. Why was what they did important? Because other people were watching them to see how they should live and to see what they should do. Priests were

to be good examples – examples of what to do to follow God's Words.

But no man has ever led a sinless life – except One -. Do you know who that One is? So even the priests had to bring sacrifices! (Lev. 8:14-36) In this way they were examples to all Israelites. If the priest openly brought their sacrifices, then all the Israelites could bring their sacrifices without shame. God does not want anyone to be embarrassed about coming to Him. How do you think this helped the people bring their sacrifices as God had commanded?



Do you want to know something totally AMAZING? Well, listen to this: If you have accepted Yeshua in your hearts – YOU ARE A PRIEST!!! I Peter 2:9 tells us: You are a chosen generation, a royal priesthood, a holy nation, His own special people, that you may proclaim the praises of Him who called you out of darkness into His marvelous light,.....

Did you catch that? Yes, you are chosen to be a royal priest.

Think about what the priests did. They took out the ashes – like taking out the trash – they brought sacrifices – like admitting that they needed the forgiveness of God – they were to be examples to other people – like we who love Yeshua are to be light in the world and show the world how wonderful our God is.



When you think about being a priest, how can you be a good example in your house or in your neighborhood?

In Malachi 3:4-6 God warned that He would judge against sorcerers, “Against adulterers, against perjurers. Against those who exploit wage earners and widows and orphans, because they do not fear Me, Says the Lord of hosts.” So if I don’t do those things I can be an example in my house and neighborhood.

Yeshua is the High Priest now, and He is perfect. Find the ways Yeshua is different from the priests in Leviticus: Hebrews 7:24-27 says: He (Yeshua) is able to save to the uttermost those who come to God through Him, He always lives to pray for them,... He is holy, harmless, undefiled. ...He does not need to offer daily sacrifices ..... for this He offered Himself once and for all...!!!!

Did you find the reasons that Yeshua is the Perfect Priest?

When He was on earth, Yeshua showed us what a priest should do.

Listen to some of the things He did in Luke 4-6. \*He went to the synagogue and \*He read God’s Word and \*He taught God’s Word. \*He told the truth – even when it made people angry. (4:28) \*He cast out demons. \*He healed people – even people who had leprosy! \*He called common fishermen to follow Him and be His disciples. \*He forgave people’s sins! \*He called people who were very unpopular to repent and follow Him! Why do you think He did this?!

Read Luke 6:27-36 for the answer.

He taught us to love our enemies –do good to those who hate us!

He taught us to be merciful – and to forgive others.

How can you do this during the week?

He taught us not to worry about the little irritating thing our brother may be doing, but to be more concerned about our own sin.



He taught us that if we DO what He teaches, we will be like a man who builds a house on a deep, solid foundation.

When storms and floods come against this house IT WILL STAND and not be swept away.

Now Yeshua has made you a priest. How will you try to do the things that He taught this week?





Are your jobs important? Yes or No?

TORAH (God's Teachings/Laws) Leviticus 6:11-13 (NKJV)

11 Then he shall take off his garments, put on other garments, and carry the ashes outside the camp to a clean place.

12 And the fire of the altar shall be kept burning on it; it shall not be put out. And the priest shall burn wood on it every morning, and lay the burnt offering in order on it; and he shall burn on it the fat of the peace offerings.

13 A fire shall always be burning on the altar; it shall never go out.



Even though they were priests,  
the priests were  
the servants of the LORD  
just like other people? Yes or No

Circle Answers in scripture:

1. Did the priests have work clothes? Yes or No
2. Where did the priest carry the ashes? \_\_\_\_\_
3. A fire shall \_\_\_\_\_ be burning on the \_\_\_\_\_; it shall never go out.
4. Why did the LORD give the priests these jobs? \_\_\_\_\_

5. Where is the LORD God's altar today?  
\_\_\_\_\_

6. Are you a servant of the LORD? \_\_\_\_\_

7. How do you know you are a servant of the LORD?  
\_\_\_\_\_



Examples of Repentance.

- ✓ The LORD God chose the priests for very important positions!
- ✓ The priests were to be examples of how to follow God’s Words!

TORAH (God’s Teachings / Laws) Leviticus 4:4

<sup>3</sup> if the anointed priest sins, bringing guilt on the people, then let him offer to the LORD for his sin which he has sinned a young bull without blemish as a sin offering.

<sup>4</sup> He shall bring the bull to the door of the tabernacle of meeting before the LORD, lay his hand on the bull’s head, and kill the bull before the LORD.

TORAH (God’s Teachings / Law) Leviticus 8:13-14 (NKJV)

<sup>13</sup> Then Moses brought Aaron’s sons and put tunics on them, girded them with sashes, and put hats on them, as the LORD had commanded Moses.

<sup>14</sup> And he brought the bull for the sin offering. Then Aaron and his sons laid their hands on the head of the bull for the sin offering.

Circle Answer in scripture:

1. Did Aaron and his son need to do a sin offering for themselves? Yes or No

The LORD does not want anyone to be embarrassed about coming to HIM.



Even the priests had to openly bring sin sacrifices for themselves.

No man has ever led a sinless life – except ONE!

2. Do you know who that ONE is? \_\_\_\_\_ / \_\_\_\_\_

Hebrew Name / English Name

BRIT CHADAHASH (New Testament) Hebrew 4:15-16

<sup>15</sup> For we do not have a High Priest who cannot sympathize with our weaknesses, but was in all points tempted as we are yet without sin.

<sup>16</sup> Let us therefore come boldly to the throne of grace that we may obtain mercy and find grace to help in time of need.

2. Do you come quickly to Yeshua/Jesus and ask forgiveness for your sin and accept HIS sacrifice on the cross for you? Yes or No? \_\_\_\_\_

## Do you want to know something amazing?

### BRIT CHAHASHAH (New Testament) 1 Peter 2:9-10

<sup>9</sup> But you are a chosen generation, a royal priesthood, a holy nation,  
His own special people, that you may proclaim the praises of Him  
who called you out of darkness into His marvelous light;  
<sup>10</sup> who once were not a people but are now the people of God,  
who had not obtained mercy but now have obtained mercy.



YES! You are chosen to be a royal priest!

#### Priests:

They took out the ashes

They brought sacrifices

To be examples for others

#### You today

Taking out the trash

Admitting the need for forgiveness

To be examples to others



1. Draw a picture of you as a good example

When you think about being a priest, how can you be a good example

2. In your home? \_\_\_\_\_

3. In your neighborhood? \_\_\_\_\_

4. In your school? \_\_\_\_\_

Haftarah (Prophets/Writings) Malachi 3:4-6

Caution: Do not follow – wrong and bad examples -

Be an example of what is good and right in your house and in your neighborhood!

<sup>4</sup> Then the offering of Judah and Jerusalem will be pleasant to the LORD as in the days of old and as in former years. <sup>5</sup> "And I will draw near to you for judgment; and I will be a swift witness against sorcerers, against adulterers, and against perjurers(liars), against those who exploit wage earners and widows and orphans, and against those who turn away an alien- Because they do not fear Me," says the LORD of hosts. <sup>6</sup> For I am the Lord, I do not change; therefore you are not consumed, O sons of Jacob.

Circle what you can do to be an example:

Avoid magic and witchcraft.

Keep pure eyes and hearts towards others.

Tell the truth.

Make sure you pay others for the work they do.

Be kind, respect and help those from another city, state, or country.

Lessons in how to live from Yeshua / Jesus



Read and teach God's word.

Tell the truth.

Cast out demons and heal people.

Call common people to follow Him.

Forgives Sin.

Luke 4-6



Hebrews 7:24-27

Yeshua is able to save.

He lives to pray for us.

He offered Himself once and for all.

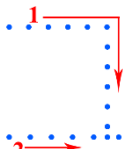
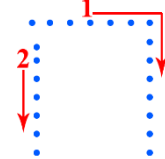
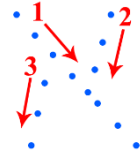
He is Holy, harmless and undefiled.

READ aloud and Thank God for His Son, Yeshua (Jesus).

Life Verse Practice: Hebrews 7:24-27 (NKJV)

But He (Yeshua/Jesus) because He continues forever, has an unchangeable priesthood. Therefore, He is also able to save to the uttermost those who come to God through Him, since He always lives to make intercession (prayer) for them.

1. Will Yeshua (Jesus) be replaced by another priest? Yes or No
2. Underline in the scripture above to prove your answer.
3. Is Yeshua (Jesus) able to save you from your sins? Yes or No
4. Underline in the scripture above to prove your answer.
5. Why do you think Yeshua (Jesus) did this? Because He \_\_\_\_\_ me.
6. What does Yeshua (Jesus) do for you every day? \_\_\_\_\_ for me.
7. What is prayer mean to you? \_\_\_\_\_

Ahaav (love)	<div style="display: flex; justify-content: space-around;"> <div style="text-align: center;"> <p>Veit</p>  </div> <div style="text-align: center;"> <p>Hey</p>  </div> <div style="text-align: center;"> <p>Aleph</p>  </div> </div>
Practice writing	

**Barook (Blessing)** May Elohim bless you with Faith and Strength as He upholds you.

(Teacher note: You can bless the students at the end of the class with this blessing as a whole group)

EL SHADDAI MINISTRIES

# Teacher's Lesson Flow: Passover (Pesach) פסח

Exodus 33:12-34:26 ~ Ezekiel 37:1-14 ~ Titus 2:11-14

## Life Verse Practice: Titus 2:11, 14 (NKJV)

<sup>11</sup> For the grace of God that brings salvation has appeared to all men ...

<sup>14</sup> who gave Himself (Yeshua/Jesus) for us, that He might redeem us from every lawless deed and purify for Himself *His* own special people, zealous for good works.

5.

### Reinforcing the WORD to Build "Banah" lives

- Quickly review Prayer and Praise Words to Thank YHVH God.
- Review Life Verse: Titus 2:11,2:14
- Review Hebrew letters and vocabulary.
- What happened during Passover the 1<sup>st</sup> time, the 2<sup>nd</sup> time, in Yeshua's time?
- Remember what you heard: Chen, No-ach, Shamar (Grace, Rest, Observe)
- Start counting the Omer. (Psalms 67)

4.

### New Testament "B'rit Chadashah"

- Yeshua and Passover /Unleavened Bread /First Fruits  
- Luke 22:19-20,  
- Matthew 26:26-28
- Yeshua sent to teach and do  
- Luke 4:18-19

Celebrating  
the Feasts of  
the LORD God

1. **Start Here**

### PRAISE "Hallel"

- Practice Prayer and Praise Words to the Lord  
Including the Fruit of the Spirit Definition and Hebrew Praise Word.
- Life Verse Practice
- Hebrew Writing Practice
- Read Story

### Children's work pages begin here!

2.

### God's Teachings / "Torah"

- Grace and the need for Grace
- God's Presence with us and His Rest
- Observe what God commands  
- Exodus 33:13-14
- Who God is - Exodus 34:5-6
- Passover story - Exodus 12:1-4, 6-8, 12-13,  
Leviticus 23:5-8; Exodus 40:2; Numbers 9:1-5

3.

### Prophets/Writings "Haftarah"

- God's Promise of Salvation  
- Isaiah 53:4-5

## Teacher's Special Instructions

We start with a lesson on the Hebrew language. We will both write and speak Hebrew.

We do this for two reasons:

- 1) All students are at the same level in learning a new language, and they enjoy it.
- 2) It gives the students a chance to learn biblical truths embedded in the original language of the Hebrew Scriptures (Old Testament). Start by pointing out they are used to reading from left to right, but Hebrew reads from right to left. They also will need to write Hebrew from right to left.

### Materials and Vocabulary:

- a. White board, black board or large easel and paper
- b. Markers
- c. Handouts or writing paper for the students
- d. Pens or pencils for the students
- e. The words used on their Hebrew writing pages are all words that are related to each individual lesson. Generally, a Hebrew word is chosen from the lesson and emphasized each week, both to teach character and increase understanding of the concepts being taught. New words will be in the box on the upper right of this page. Various names of God will also be taught in Hebrew.

#### New Hebrew words transliterated

Pasach (Passover)

Hag HaMatzah (Feast of Unleavened bread)

Hag Bikkuram (First Fruits)

### Preparation:

- a. Choose 2 or 3 Hebrew words from the Hebrew writing page(s). On the board, write the words in English and in the transliterated form given in the left column of the Hebrew writing page(s).
- b. Leave space to write the word in Hebrew.
- c. Explain that the letters they see on the page are written in book print like they might see on a sign, or that they would print themselves.

### Procedure:

- a. Demonstrate the writing procedure of two or three Hebrew words on the board. Have the students follow your directions on their work pages. Be sure to point out the special features of each letter.
- b. Then have the students try a few words on their own, or complete the rest of the page. The ability to finish the whole exercise will depend on how much time you have. (2 to 5 minutes time is needed to finish the page.)

Israeli street sign



**Games/Activities:** Normally games are played after children's work pages are complete.

For this lesson work on learning the 10 commandments Scramble Game. You will find them at the end of this volume.

General Games can be found at the end of this volume.



# Prayer and Praise Words

(Thank you ...Bless you...)

JOY: Thank you, Lord for the JOY of the Holy Spirit that bubbles up inside and springs into praise for all the wonderful blessings that come from YOU!

1. Let's thank God for one thing He has blessed you with this week.

Write your thank you here: \_\_\_\_\_

PRAISE is a way to THANK GOD for HIS Goodness to us and others.

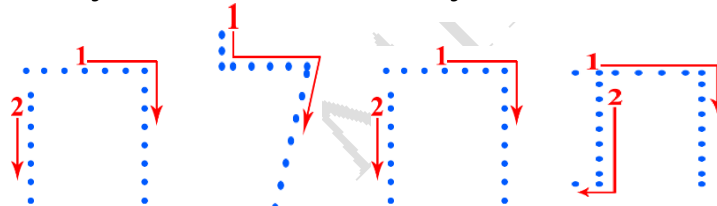


Hey

Lamed

Hey

Tav



Praise word: TEHILLAH means Praise

EXPRESS INSTRUCTION and ENCOURAGEMENT through Scripture.

Tehillah is derived from the word "Halal" and means the singing of Halals, singing scripture To instruction and encourage.



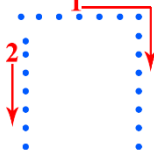

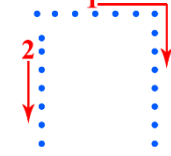

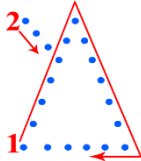

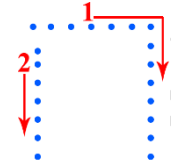
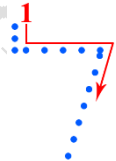
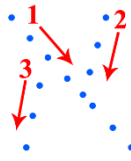
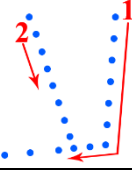

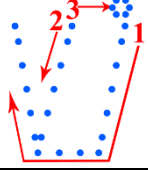

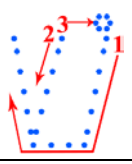


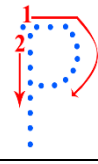
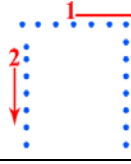
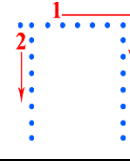
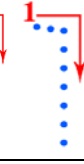

Psalm 119:171 (NKJV)

My lips shall utter praise (Tehillah), for You teach me Your statutes.

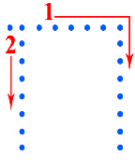
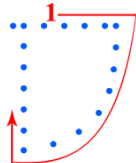
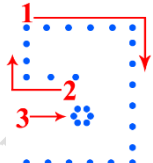
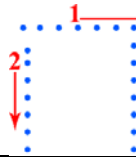
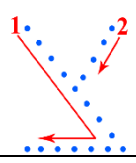
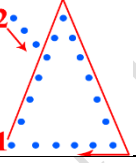

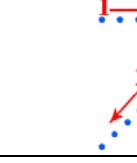
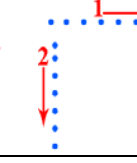
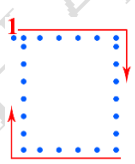




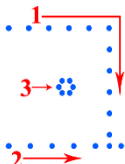
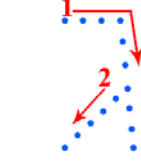
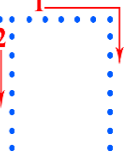
Life Verse Practice: Titus 2:11, 14 (NKJV) (Say, Sing, Game for Practice)

<sup>11</sup> For the grace of God that brings salvation has appeared to all men ...

<sup>14</sup> who gave Himself (Yeshua/Jesus) for us, that He might redeem us from every lawless deed and purify for Himself His own special people, zealous for good works.

Hebrew/English	 <b>Write and read Hebrew from right to left</b> 
Adonai, (LORD / YHVH The Name, The Merciful One)	<div style="display: flex; justify-content: space-around; align-items: center;"> <div style="text-align: center;"> <p>Hey</p>  </div> <div style="text-align: center;"> <p>Vav</p>  </div> <div style="text-align: center;"> <p>Hey</p>  </div> <div style="text-align: center;"> <p>Yood</p>  </div> </div>
<p>Practice Writing</p>	
ELOHIM (Aloheem) (Creator God)	<div style="display: flex; justify-content: space-around; align-items: center;"> <div style="text-align: center;"> <p>Mem</p>  </div> <div style="text-align: center;"> <p>Yood</p>  </div> <div style="text-align: center;"> <p>Hey</p>  </div> <div style="text-align: center;"> <p>Lamed</p>  </div> <div style="text-align: center;"> <p>Aleph</p>  </div> </div>
<p>Practice Writing</p>	
Yeshua (Salvation, Jesus) (Son of God)	<div style="display: flex; justify-content: space-around; align-items: center;"> <div style="text-align: center;"> <p>Ayin</p>  </div> <div style="text-align: center;"> <p>Vav</p>  </div> <div style="text-align: center;"> <p>Sheen</p>  </div> <div style="text-align: center;"> <p>Yood</p>  </div> </div>
<p>Practice Writing</p>	
Ruahk Hakodesh (Holy Spirit of God)	<div style="display: flex; justify-content: space-around; align-items: center;"> <div style="text-align: center;"> <p>Sheen</p>  </div> <div style="text-align: center;"> <p>Dalet</p>  </div> <div style="text-align: center;"> <p>Vav</p>  </div> <div style="text-align: center;"> <p>Qoof</p>  </div> <div style="text-align: center;"> <p>Hey</p>  </div> <div style="text-align: center;"> <p>Chet</p>  </div> <div style="text-align: center;"> <p>Vav</p>  </div> <div style="text-align: center;"> <p>Reysh</p>  </div> </div>
<p>Practice Writing</p>	

## Feasts of the LORD

Hebrew /English	<b>Write and read Hebrew from right to left</b> <b>Start here</b>							
Pesach (Passover)	<div style="display: flex; justify-content: space-around; align-items: center;"> <div style="text-align: center;">Chet </div> <div style="text-align: center;">Samech </div> <div style="text-align: center;">Pey </div> </div>							
Practice Writing								
Hag Matzah (Feast of Unleavened Bread)	Hey 	Tsade 	Mem 	Hey 	Gimel 	Chet 		
Practice Writing								
Hag Bikkureem (First Fruits)	Final Mem 	Yood 	Reysh 	Vav 	Khaf 	Beit 	Gimel 	Chet 
Practice Writing								

## Pesach "Passover" פסח

Exodus 33:12-34:26 ~ Ezekiel 37:1-14

Have you ever been given a job that was so huge, you knew you needed someone much bigger and stronger than you to help you do it? This is how Moses felt.

God had made him the leader of the Israelites! God told Moses to lead this people to the land He would give them.

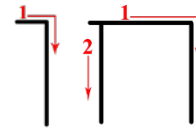
This was a huge job. Moses didn't want to do this job without God, so listen to what he said to God. Listen for the word that Moses repeats:

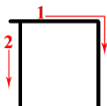


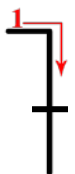
Moses said, Now I pray if I have found grace in your sight, show me now your way that I may know you and find grace in your sight. (Exodus 33:13)

Did you find the word Moses used twice? It is "grace".

In Hebrew the word for grace is Chen. (Final Noon, Chet)

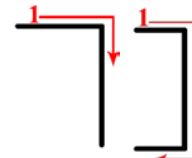


CHET  means surrounded or protected

Noon  (Noon) means life

Or

(Noon)  represents life and light as in the word



NER (Noon, Reysh)

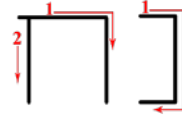
So Moses is asking God: Who is going to protect our lives and be our light! He is asking God for His Grace because God's Grace protects and gives light and life.

Do you think Moses wanted to go if God was not going to be with them?

And God made Moses an amazing promise. What do you think God's amazing promise will be? Here is what God said My presence will go with you and I will give you rest. – Wow! How is that for a promise? (Exodus 33:14)

Did you notice that God did not say He would give Moses Grace. In Hebrew, God said, I will

give you My rest! The Hebrew word for "rest" is Chet Noon (Noa-ch).



Taking the meanings of each letter, (Noa-ch) means life, light and protection. God was saying I will give you My life, My light, and My protection! Now that is a gracious God!

Then Moses said to God that all the world would know that God gave the Israelites His grace, and that they would be separate from all the people in the earth. How would they be separate? God would tell them how. (Exodus 33:16)



How are we as believers in Yeshua separate from the world around us? Do we do the same things that others in our culture do?

So God told Moses, Come up the mountain, and be with Me and bring 2 cut stones so I can write the Commandments on them.

(Exodus 34:1,2) Does doing the Commandments make people separate from the rest of the world?

And the LORD came down in a cloud and stood there with Moses And explained to Moses what He is like.

Do you know the first thing He said about Himself? God said, The LORD, the LORD God is merciful and GRACIOUS..... God was telling Moses that He is exactly what Moses needed and asked for – Grace! He would protect life and be light for him and the Israelites!

God told Moses that the people were to OBSERVE what I command. (Exodus 34:11)

In Hebrew the word for observe is (Shin Mem Reysh ) shaamaar.



Shaamaar means to guard and keep. If you had \$1,000,000 in your back yard, would you guard it? Well, God's commandments are more valuable than gold. If you take the meaning of the Hebrew letters in the word shaamaar they mean: "to destroy chaos by protecting, and guarding and doing what is most important".

Do you know what else God told His people to guard? He told them to guard the Feast of Unleavened Bread. For 7 days they were to eat no leaven. (Exodus 34:18) Why no leaven? Because leaven was a picture of sin, and God wanted them to remember how He redeemed them from slavery in Egypt. Being in slavery is like being in sin, because people can be slaves to sin.



But sadly the people did not guard what God told them to and they sinned by worshipping idols. (Ezekiel 37:23) When the Israelites turned away from God by worshipping idols, He took them from their land and scattered them all over the world. They were no longer together in one land. They were all separated. But in His grace and mercy God keeps His promises.

He said, Surely I will take the children of Israel from among the nations where they have gone, and will gather them back from every side and bring them into their own land (Ezekiel 37:21)

He said, I will cleanse them from their sins, they will dwell in the land of their fathers forever in peace. And He will put His sanctuary in their midst forever and Israel would be sanctified in that time. (Ezekiel 37:23-28)

God also said to guard and keep Shavuot – the Feast of Weeks and Succot – the Feast of Tabernacles (Exodus 34:22)

God made special covenant promises about these Feasts. Yeshua died, was buried and rose from the dead to keep these promises. (Exodus 34:11) Guarding and keeping God's feast is a great honor. God's people are to do this!



If sin makes people slaves, how are we freed or redeemed from sin? Listen to what Titus tells us in the Brit Chadashah (Yeshua) gave Himself for us that He might redeem us from every lawless deed and purify for Himself His own special people.....". (Titus 2:14 NKJV) Did you hear that?!! Can you tell someone what Yeshua has done for us?

All God's feasts are about Yeshua! How is doing something different than just knowing about it?

Yeshua is the Lamb of God at Passover! Crucified on a cross.

Yeshua is sinless when He is buried on the Feast of Unleavened Bread.

Yeshua is the First to be raised from the dead never to die again on the Feast of Firstfruits!

Yeshua went to heaven and sent the Holy Spirit on the Feast of Weeks!

Yeshua will be crowned as King of Kings and the dead will be raised on the Feast of Trumpets!

Yeshua will return and all Israel will acknowledge Him as their Messiah on the Feast of Yom Kippur!

Yeshua will dwell with us forever as we celebrate the Feast of Tabernacles!

Do you have a favorite feast? Can you tell someone why each one is important?

The LORD made Moses the leader of Israel.



This was a huge Job!



TORAH (God's Teachings / LAWS) Exodus 33:13 (NKJV)

<sup>13</sup> Now therefore, I pray, if I have found grace in Your sight, show me now Your way, that I may know You and that I may find grace in Your sight.

And consider that this nation *is* Your people."

1. What word is used twice in the scripture? \_\_\_\_\_
2. Do you know what grace means? \_\_\_\_\_

In Hebrew Chen is the word for Grace.

The Hebrew letters give us a greater understanding of the word Chen or Grace.

Hebrew/English	Hebrew Letters
<p>Chen /Grace                      (Chet means surrounded or protected)                      (Noon means life or represents life)                      And Light as in the word Ner</p>	<div style="display: flex; flex-wrap: wrap; justify-content: space-around;"> <div style="text-align: center;"> <p>Final Noon</p> </div> <div style="text-align: center;"> <p>Chet</p> </div> <div style="text-align: center;"> <p>Reysh</p> </div> <div style="text-align: center;"> <p>Noon</p> </div> </div>



TORAH (God's Teachings / LAW) Exodus 33:14 (NKJV)

14 And He (the LORD) said, "and I will give you rest."

My Presence will go with you,



The LORD did not say He would give grace.  
 God said, I will give you My rest.

Hebrew/English	Hebrew Letters
<p>Noa-ch / Rest</p> <p>(Noon means life or represents life                      And light as in the word Ner)</p> <p>(Chet means surrounded or protected)</p>	<p>Chet                      Noon</p>

The LORD promised to protect life and be light to Moses and the Israelites!

1. Who said to Moses, I will give you rest?
2. Moses asked for the presence of the LORD to go with them,  
 do you ask that the LORD be your protection and light too?  
 YES or NO

TORAH (God's Teachings / LAWS) Exodus 33:16

Then he said to Him (the LORD), "If Your Presence does not go with us, do not bring us up from here. For how then will it be known that Your people have found grace in Your sight, except You go with us? So we shall be separate, Your people and I, from all the people who are upon the face of earth."

So the LORD said to Moses, "I will also do this thing that you have spoken; For you have found grace in My Sight, and I know you by name."

1. How will Israel be separate?

---

2. How are we as believers separate from the world?

---

3. Do we do the same things that others in our culture do?

---



TORAH (God's Teachings/Law) Exodus 34:1-2

<sup>1</sup> And the LORD said to Moses,

"Cut two tablets of stone like the first ones, and I will write on these tablets the words that were on the first tablets which you broke.

<sup>2</sup> So be ready in the morning, and come up in the morning to Mount Sinai, and present yourself to Me there on the top of the mountain.

4. Does doing the Commandments make people separate from the rest of the world?

YES or NO

## Who is your God?

### TORAH (God's Teachings / LAWS) Exodus 34:5-7 (NKJV)

<sup>5</sup> Now the LORD descended in the cloud and stood with him there,

and proclaimed the name of the LORD.

<sup>6</sup> And the LORD passed before him and proclaimed,

"The LORD, the LORD God, merciful and gracious, longsuffering (slow to anger), and abounding in goodness and truth,

<sup>7</sup> keeping mercy for thousands, forgiving iniquity and transgression and sin

by no means clearing the guilty visiting the iniquity of the fathers upon the children and the children's children to the third and fourth generation."


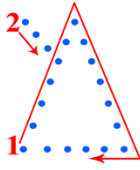
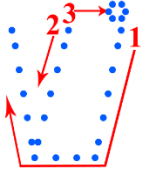
1. What was the first thing the LORD said about Himself?
2. What was the second thing the LORD said about Himself?
3. Read verse 6 aloud and tell a friend why the LORD is important and valuable to you.
4. Read verse 7 aloud and tell a friend why the LORD is important and valuable to you.

God's Commands are more valuable than gold or a million dollars.

### TORAH (God's Teachings / Laws) Exodus 34:11

"Be sure to observe what I am commanding you this day:

behold, I am going to drive out the Amorite before you, and the Canaanite, the Hittite, the Perizzite, the Hivite and the Jebusite.

Hebrew/English	Hebrew Letters
<p><b>Shamar/ Observe</b></p> <p>To destroy chaos by protecting, and guarding and doing what is most important.</p>	<div style="display: flex; justify-content: space-around;"> <div style="text-align: center;"> <p>Reysh</p>  </div> <div style="text-align: center;"> <p>Mem</p>  </div> <div style="text-align: center;"> <p>Sheen</p>  </div> </div>

Do you know what God told His people to guard?  
He told them to guard the Feast of Unleavened Bread  
for 7 days they were to eat no leaven!



TORAH (God's Teachings / Laws) Exodus 34:18

18 The Feast of Unleavened Bread you shall keep. Seven days you shall eat unleavened bread, as I commanded you, in the appointed time of the month of Abib; for in the month of Abib you came out of Egypt.

1. What is unleavened bread? \_\_\_\_\_

Underline your answers in scripture:

2. How many days was unleavened bread eaten?
3. This was a reminder to Israel of the time they came out of what nation?




HAFTARAH (Prophets / Writings) Ezekiel 37:21-28

23 They shall not defile themselves anymore with their idols, nor with their detestable things, nor with any of their transgressions;...

1. What is an idol? Circle correct answer:

Detestable things    evil things    transgressions (sins)  
making something or someone more important than the LORD God.



But in God's grace and mercy, God keeps His promises!

2. Write a number next to each promise. How many promises are there listed? \_\_\_\_\_

23 ...but I will deliver them from all their dwelling places in which they have sinned, and will cleanse them. Then they shall be My people, and I will be their God.


21 "Then say to them, 'Thus says the Lord God: "Surely I will take the children of Israel from among the nations, wherever they have gone, and will gather them from every side and bring them into their own land;

22 and I will make them one nation in the land, on the mountains of Israel; and one king shall be king over the all; they shall no longer be two nations, nor shall they ever be divided into two kingdoms again.

26 Moreover I will make a covenant of peace with them, and it shall be an everlasting Covenant with them; I will establish them and multiply them, and I will set My sanctuary in their midst forevermore.

27 My tabernacle also shall be with them; indeed I will be their God, and they shall be My people.

28 The nations also will know that I, the LORD sanctify Israel, when My sanctuary is in their midst forevermore."



## God also said to guard and keep Shavuot and Sukkot

### TORAH (God's Teachings / Laws) Exodus 34:22

<sup>22</sup> "And you shall observe the Feast of Weeks (Shavuot), of the firstfruits of wheat harvest, and the Feast of Ingathering ( Sukkot / Feast of Tabernacles) at the year's end.

### BRIT CHADASHAH (New Testament) Life Verse: Titus 2:11, 14 (NKJV)

<sup>11</sup> For the grace of God that brings salvation has appeared to all men ...

<sup>14</sup> who gave Himself (Yeshua/Jesus) for us, that He might redeem us from every lawless deed and purify for Himself *His* own special people, zealous for good works.

### Guarding and keeping God's feast is a great honor.

#### God's people are to do this!

1. How is doing something different than just knowing about it?

- 
- ✓ Yeshua is the Lamb of God at Passover! Crucified on a cross.
  - ✓ Yeshua is sinless when He is buried on the Feast of Unleavened Bread.
  - ✓ Yeshua is the First to be raised from the dead never to die again on the Feast of Firstfruits!
  - ✓ Yeshua went to heaven and sent the Holy Spirit on the Feast of Weeks!
  - ✓ Yeshua will be crowned as King of Kings and the dead will be raised on the Feast of Trumpets!
  - ✓ Yeshua will return and all Israel will acknowledge Him as their Messiah on the Feast of Yom Kippur!
  - ✓ Yeshua will dwell with us forever as we celebrate the Feast of Tabernacles!

2. Which is your favorite feast? \_\_\_\_\_

3. Can you tell someone why each one is important?

**Barook (Blessing)** May Adonai bless you with the blessing of obedience to God's Laws.

(Teacher note: You can bless the students at the end of the class with this blessing as a whole group)

For each of the lessons one of the games has been suggested to re-enforce the theme of the lesson. We have used the following games in a variety of ways. You can use the game suggested or choose another which fits your students and your time frame.

A list of general games that can be used for any/all lessons is included at the end of this volume.

To tehillah the LORD, we must choose each day to Hear His Word and Obey!

Deuteronomy 6:5 and Mark 12:29-31

<p><b>Say and Sing, Write</b>  <b>the SHEMA – Hear and Obey</b>      ← (read and write from right to left)      ←</p>		
Adonai (YHVH, the LORD)	Yisra el (O Israel)	She ma (Hear)
Echad (is One)	Adonai (YHVH, the LORD)	Elo hei nu (our GOD)
Ka' vod (of HIS glorious)	Shem (is the Name)	Ba ruch (Blessed)
Va'ed (and ever)	L' o lam (for ever)	Malchuto (Kingdom)

EL SHADDADAI MINISTRIES



## Teacher's Lesson Flow: 8th (Shemini) שמיני

Leviticus 9:1-11:47 ~ 2 Samuel 6:1-7:17 ~ Luke 7 ~ Hebrews 12:29

Life Verse Practice: John 3:16 (NKJV) For God so loved the world that He gave His only begotten Son, that whoever believes in Him should not perish but have everlasting life.

Life Verse Practice: John 17:21-22 (NKJV)

...that they all may be one, as You, Father, are in Me (Yeshua/Jesus), and I in You; that they also may be one in Us, that the world may believe that You (Father) sent Me (Yeshua/Jesus).

5.

### Reinforcing the WORD to Build "Banah" lives

- Prayer and Praise Words to Thank YHVH God.
- Review Life Verse: John 17:21-22
- Review Hebrew letters and vocabulary.
- Do you Hear and Obey?
- How do you prepare for God's glory in your life?  
(Accept Yeshua's Word? Praise the Lord? Prayer - Talk with Him?)
- How will you practice unity with other believers this week?

4.

### New Testament "B'rit Chadashah"

- God's love for us through His Son -John 3:16
- God is a consuming fire -Hebrews 12:29
- Unity is important to God -Acts 2:1-3; John 17:21-22

### Patterns Of Hearing and Obeying God and Unity

1.

Start Here

### PRAISE "Hallel"

- Practice Prayer and Praise Words to the Lord  
Including the Fruit of the Spirit Definition and Hebrew Praise Word.
- Life Verse Practice
- Hebrew Writing Practice
- Read Story

3.

### Prophets/Writings "Haftarah"

- Bringing in the ark the wrong way - 2 Samuel 6:1-4-7
- Bringing in the ark the right way to Jerusalem 2 Samuel 6:13-15

### Children's work pages begin here!

2.

### God's Teachings / "Torah"

- Preparing for the LORD - Leviticus 9:5-21
- The Glory of the LORD - Leviticus 9:21-24
- Nadab and Abinu - Leviticus 10:1-2

## Teacher's Special Instructions

We start with a lesson on the Hebrew language. We will both write and speak Hebrew.

We do this for two reasons:

- 1) All students are at the same level in learning a new language, and they enjoy it.
- 2) It gives the students a chance to learn biblical truths embedded in the original language of the Hebrew Scriptures (Old Testament). Start by pointing out they are used to reading from left to right, but Hebrew reads from right to left. They also will need to write Hebrew from right to left.

### Materials and Vocabulary:

- a. White board, black board or large easel and paper
- b. Markers
- c. Handouts or writing paper for the students
- d. Pens or pencils for the students
- e. The words used on their Hebrew writing pages are all words that are related to each individual lesson. Generally, a Hebrew word is chosen from the lesson and emphasized each week, both to teach character and increase understanding of the concepts being taught. New words will be in the box on the upper right of this page. Various names of God will also be taught in Hebrew.

#### New Hebrew words transliterated

Shemini (Eight)

Eash (Fire)

A ashrei (Blessed)

Eechaad (One)

### Preparation:

- a. Choose 2 or 3 Hebrew words from the Hebrew writing page(s). On the board, write the words in English and in the transliterated form given in the left column of the Hebrew writing page(s).
- b. Leave space to write the word in Hebrew.
- c. Explain that the letters they see on the page are written in book print like they might see on a sign, or that they would print themselves.

### Procedure:

- a. Demonstrate the writing procedure of two or three Hebrew words on the board. Have the students follow your directions on their work pages. Be sure to point out the special features of each letter.
- b. Then have the students try a few words on their own, or complete the rest of the page. The ability to finish the whole exercise will depend on how much time you have. (2 to 5 minutes time is needed to finish the page.)

#### Israeli street sign



**Games/Activities:** Normally games are played after children's work pages are complete.

Pentecost is the last day of counting the omer. You will find the activity and teacher directions at the end of this volume.

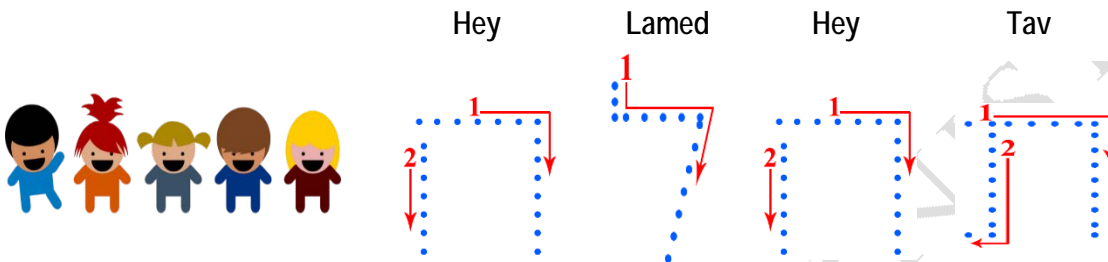
## Prayer and Praise Words (Thank you ...Bless you...)

**LOVE:** I thank you LORD for covering me with **LOVE** that flows from **Your heart** so I can reach out in **LOVE to others**.

1. Let's thank God for one thing He has blessed you with this week.

Write your thank you here: \_\_\_\_\_

PRAISE is a way to THANK GOD for HIS Goodness to us and others.



Praise word: TEHILLAH

EXPRESS INSTRUCTION and ENCOURAGEMENT through Scripture.

Tehillah is derived from the word "Halal" and means the singing of Halals, singing scripture To instruction and encourage.

Psalm 119:171 (NKJV)

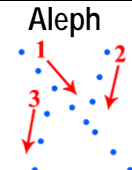
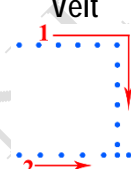
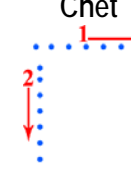
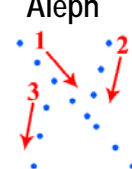
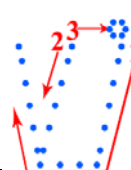
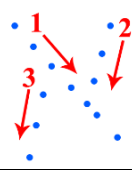
My lips shall utter praise (Tehillah), For You teach me Your statutes.

Life Verse Practice: John 3:16 (NKJV) For God so loved the world that He gave His only begotten Son, that whoever believes In Him should not perish but have everlasting life.




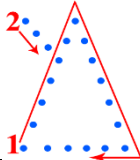
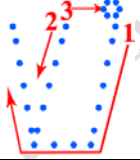


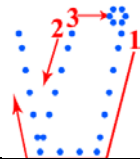
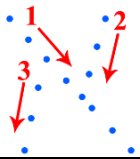
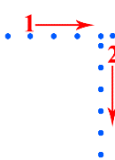
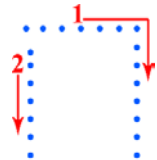
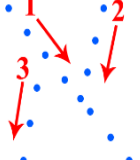
Life Verse Practice: John 17:21-22 (NKJV)

...that they all may be one, as You, Father, are in Me (Yeshua/Jesus), and I in You; that they also may be one in Us, that the world may believe that You (Father) sent Me (Yeshua/Jesus).

## Patterns in coming close to God

Hebrew/English	<span style="font-size: 1.2em;">Write and read Hebrew from right to left.</span> <span style="float: right;">Start here</span>
Aleph (God)	
Practice Writing	
Ahaav (Love)	<div style="display: flex; justify-content: space-around; align-items: flex-start;"> <div style="text-align: center;"> <p>Veit</p>  </div> <div style="text-align: center;"> <p>Chet</p>  </div> <div style="text-align: center;"> <p>Aleph</p>  </div> </div>
Practice Writing	
Eash (Fire)	<div style="display: flex; justify-content: space-around; align-items: flex-start;"> <div style="text-align: center;"> <p>Sheen</p>  </div> <div style="text-align: center;"> <p>Aleph</p>  </div> </div>
Practice Writing	

## Patterns in coming close to God

Hebrew /English	<span style="font-weight: bold; color: blue;">Write and read Hebrew from right to left</span> <span style="color: red; font-weight: bold;">Start here</span>
Shemini (Eight)	<div style="display: flex; justify-content: space-around; align-items: flex-start;"> <div style="text-align: center;"> <p>Yood</p>  </div> <div style="text-align: center;"> <p>Noon</p>  </div> <div style="text-align: center;"> <p>Yood</p>  </div> <div style="text-align: center;"> <p>Mem</p>  </div> <div style="text-align: center;"> <p>Sheen</p>  </div> </div>
Practice Writing	
Eshrei (blessed)	<div style="display: flex; justify-content: space-around; align-items: flex-start;"> <div style="text-align: center;"> <p>Yood</p>  </div> <div style="text-align: center;"> <p>Reysh</p>  </div> <div style="text-align: center;"> <p>Sheen</p>  </div> <div style="text-align: center;"> <p>Aleph</p>  </div> </div>
Practice Writing	
Echaad (Unity)	<div style="display: flex; justify-content: space-around; align-items: flex-start;"> <div style="text-align: center;"> <p>Dalet</p>  </div> <div style="text-align: center;"> <p>Chet</p>  </div> <div style="text-align: center;"> <p>Aleph</p>  </div> </div>
Practice Writing	

## Shemini – Eighth שמיני

Leviticus 9:1-11:47~ 2 Samuel 6:1-7:17 ~ Hebrews 12:29 John 17:21-22



Excitement filled the air on what would turn out to be an amazing day!  
Moses called Aaron and Aaron's sons and the elders and told them to bring sacrifices to the tabernacle. They all obeyed! Then all the people came in close to hear Moses' amazing news. Shhh – Moses speaks and tells them what will happen on this day saying. The glory of the LORD will appear to you!! (Leviticus 9:1-6)  
Can you imagine how amazing that would be?

What will the glory of the LORD be like?

All the preparations began. How do you prepare for the LORD'S glory?

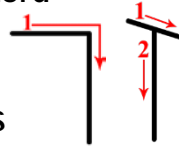
Do you cleanse your heart, and ask God to forgive you of any sin? Do you make peace with people you've been upset with? Do you pray and bless others? YES!! You do all those things. And look at what happens when all those things are done----- (Leviticus 9:1-24)

Then the glory of the LORD appeared to all people. How did they know? What did God's glory look like? Listen to this: Fire came out from before the LORD and consumed the burnt offering and fat on the altar! Imagine fire shooting down from the LORD! Were the people shocked?

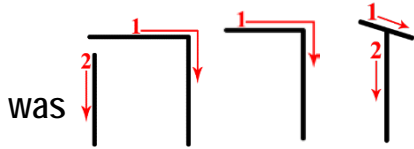
Yes! They SHOUTED and fell on their faces! God's glory appeared as fire from heaven. It was powerful and awe inspiring and people were amazed. What do you think you would do if you saw God's glory right in front of you?



But then something else SHOCKING happened! Remember how the people and the leaders had obeyed God? Well, now 2 sons of Aaron, Nadab and Abihu, decided they were going to do something God had not told them to do. Did they just decide this on their own? They offered prohibited, illegitimate fire to the Lord – Oh NO!



The Hebrew word for illegitimate is (zar), and the form of this word used



was (zarah) with the letter 'hey' added and it means: to scatter.

Oh, no, - the leaders and the people were unified – working as one, obeying God, and now fire that was illegitimate and would scatter is offered. What would happen?

Leviticus 10:2 says, Fire went out from the LORD and devoured them, and they died before the LORD." Nadab and Abihu who offered this illegitimate fire were now dead – consumed by the fire from the Lord!



What lesson do we learn from this? How Important are obedience and unity to God?

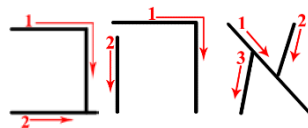
There is no one like our God. His fire can come down and revealed His glory, and it can come down and devour what is against His will. It is important to know these things about our God.

But there is more to know about our God.



Let's look at the letter (aleph) which represents God. See how many things you can learn about


God through these words that start with aleph.


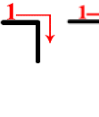






The Hebrew word for love,

(aleph, hey, veit) begins with aleph. Looking at the meanings of each letter we see: Behold God and Behold the Son.

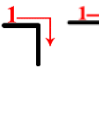


John 3:16 says, For God so loved the world that He gave his only begotten Son that whoever believes in Him should not perish, but have everlasting life.(Jhn 3:16) That is the definition of LOVE.


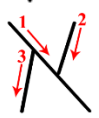
Two more words that begin with  aleph are

 (eash)    (aashrei)

  means fire – Hebrews 12:29 tells us that God is a consuming fire.

He can destroy with fire and He can show His glory through fire.

   (aashrei) means blessed. You see the word fire

  in the word blessed.




You also see the reysh  which means head, and the yood  which means my.

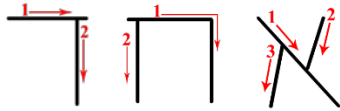
When the fire of God is on my head, I am blessed. Does the fire of God burn out wrong thoughts and wrong attitudes and remind me of what is good and right?



The Holy Spirit was poured out on Pentecost and there was fire on the heads of believers in Yeshua!  
 Acts 2:3 says, Then the Day of Pentecost had fully come, they were all with one accord in one place..  
 Did you notice how they were in unity?



The word unity in Hebrew also begins with  aleph.



(eechaad) means unity to unite (be as one)

Before He went to the cross, Yeshua prayed for believers to be in unity. He said, ...that they all may be one, as You, Father, are in Me and I in You; that they also may be one in Us that the world may believe that You sent Me. (22) And the glory which You gave Me I have given them that they may be one just as We are one. John 17:21,22

Did you find the reason that Yeshua prayed for the unity of believers in verse 21? What did you learn about God's glory in verse 22?

How will you practice being in unity with other believers this week?



Excitement!

Wonder!



**TORAH: (God's Teachings / Laws) Leviticus 9:1-6 (Read Aloud)**

- 1 It came to pass on the eighth day that Moses called Aaron and his sons and the elders of Israel.
- 2 And he said to Aaron, "Take for yourself a young bull as a sin offering and a ram as a burnt offering, without blemish, and offer them before the LORD.
- 3 And to the children of Israel you shall speaking saying, 'Take a kid of the goats as a sin offering, and a calf and a lamb, both of the first year, without blemish, as a burnt offering,
- 4 also a bull and a ram as peace offerings, to sacrifice before the LORD, and a grain offering mixed with oil; for today the LORD will appear to you.'"
- 5 So they brought what Moses commanded before the tabernacle of meeting. And all the congregation drew near and stood before the LORD.
- 6 Then Moses said, " This is the thing which the LORD commanded you to do, and the glory of the LORD will appear to you."



**The glory of the LORD  
will appear to you!**

**Leviticus 9:6**

1. What do you expect to see?
2. What do you expect to hear?
3. What do you expect to do?

# Moses Time – Preparing to meet the LORD

## TORAH (God's Teachings / Laws) Leviticus 9:7

7 And Moses said to Aaron, "Go to the altar, offer your sin offering and your burnt offering and make atonement for yourself and for the people. Offer the offering of the people, and make atonement for them, as the LORD commanded."



1. Who did the work at the altar in Moses time? (Circle answer in Scripture)
2. Atonement is confession of sin and offering of payment for wrong and come into unity with to God? True or False
3. Who commanded this work be done by Moses and Aaron? (Circle answer)

## TORAH (God's Teachings / Laws) Leviticus 9:22-23

22 Then Aaron lifted his hand toward the people, blessed them, and came down from Offering the sin offering, the burnt offering, and peace offerings.

23 And Moses and Aaron went into the tabernacle of meeting, and came out and blessed the people. Then the glory of the LORD appeared to all the people...



Today! - How do you prepare for the LORD's glory?



Choices

- Obey God's Word/Commands
- Good or Evil Thoughts
- Kind or Harsh Attitudes
- Right or Wrong Actions

1. Do you ask God to forgive you of any sin? Yes or No?
2. Do you make peace with people you have been upset with? Yes or No?
3. Do you pray and bless others? Yes or No?

Life Verse: John 3:16 (NKJV) For God so loved the world that He gave His only begotten Son, that whoever believes in Him should not perish but have everlasting life.

Life Verse: 1 John 1:9 (NKJV) If we confess our sins, He is faithful and just to forgive us our sins and to cleanse us from all unrighteousness.

Life Verse: John 17:21-22 (NKJV)

...that they all may be one, as You, Father, are in Me (Yeshua/Jesus), and I in You; that they also may be one in Us, that the world may believe that You (Father) sent Me (Yeshua/Jesus).



## TORAH (God's Teachings / Laws) Leviticus 9:23-24

<sup>23</sup> And Moses and Aaron went into the tabernacle of meeting, and came out and blessed the people. Then the glory of the LORD appeared to all the people,

<sup>24</sup> and fire came out from before the LORD and consumed the burnt offering and the fat On the altar. When all the people saw it, they shouted and fell on their faces.

**TODAY! What would you do if you saw God's glory right in front of you?**

Draw a picture or write a sentence – what you would do if you saw God's glory?



**Leviticus 10:2**  
So fire went out from the LORD and devoured them, and they died before the LORD.



## TORAH (God's Teachings / Laws) Leviticus 10:1-2

<sup>1</sup> Then Nadab and Abihu, the sons of Aaron, each took his censer and put fire in it, put incense of it, and offered profane fire before he LORD, which He had not commanded them.

<sup>2</sup> So fire went out from the LORD and devoured them, and they died before the LORD.

1. Did Aaron's sons Nadab and Abihu obey God's commands? Yes or No
2. The scripture says they offered profane fire before the LORD. Do you know what profane means? \_\_\_\_\_
3. What was the consequence for Nadab and Abihu doing something that the LORD had not commanded? \_\_\_\_\_

Hebrew/ English	Read Hebrew Letters		Hebrew/ English	Read Hebrew Letters		
Zar/ <b>illegitimate</b>	Reysh	Zayin	Zarah/ <b>to scatter</b>	Hey	Reysh	Zayin
Write Hebrew			Write Hebrew			



Now fire which was illegitimate which would scatter is offered by Aaron's sons Nadab and Abihu.



**There is no one like our God.**



**His fire can come down and reveal His glory, and it can come down and devour what is against His will.**



**This is important for us to know!**



HAFTARAH (Prophets / Writings) 2 Samuel 6:1-4, 6-7, 13-15 (NKJV)

<sup>1</sup> And David arose, and went with all the people that were with him from Baale of Judah, to bring up from there the ark of God, whose name is called by the name the LORD of hosts that dwells between the cherubim.

<sup>3</sup> So they set the ark of God upon a new cart, and brought it out of the house of Abinadab which was on the hill; Gibeah: and Uzzah and Ahio, the sons of Abinadab, drove the new cart.

<sup>4</sup> And they brought it out of the house of Abinadab which was on a hill, accompanying the ark of God: and Ahio went before the ark.

<sup>6</sup> And when they came to Nachon's threshing floor, Uzzah put out his hand to the ark of God, and took hold of it; for the oxen stumbled.

<sup>7</sup> Then the anger of the LORD was aroused against Uzzah; and God struck him for his error; and he died there by the ark of God.

<sup>13</sup> And it was so, that when they that bare the ark of the LORD had gone six paces, he sacrificed oxen and fatlings.

<sup>14</sup> And David danced before the LORD with all his might; and David was girded with a linen ephod.

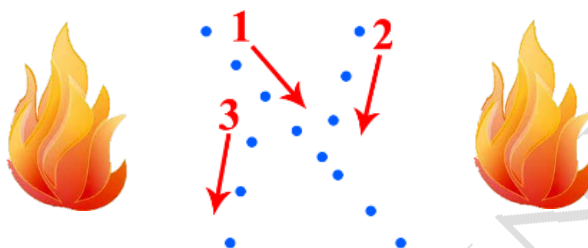
<sup>15</sup> So David and all the house of Israel brought up the ark of the LORD with shouting, and with the sound of the trumpet.

1. CIRCLE what King David and the people set the ark of God upon?
2. CIRCLE what Uzzah did without the LORD's permission that angered the LORD.
3. CIRCLE what King David did differently the second time he tried to bring the ark into Jerusalem.
4. How does this show that knowing and doing what the LORD asks is important.

(Talk about this with your class and or family.)

Does the fire of God burn out wrong thoughts and wrong attitudes and remind me of what is good and right? Yes or No

BRIT CHADASHAH (New Testament) John 3:16 and Hebrew 12:29



**Behold God and Behold the Son.**

John 3:16 (NKJV)

For God so loved the world, that he gave his only begotten Son, that whosoever believeth in Him should not perish, but have everlasting life.

Draw a picture of you asking God to forgive you and Cleanse you of wrong thoughts, attitudes and actions




Hebrews 12:29 (NKJV)

For our God is a consuming fire.





Feast of Weeks  
also known as  
Shavuot or  
Pentecost



**BRIT CHADASHAH (New Testament) Acts 2:1,3 (NKJV) Read ALOUD**

And when the day of Pentecost (Shavuot- Feast of Weeks) was fully come, they were all with one accord in one place.

<sup>3</sup> And there appeared unto them cloven tongues like as of fire, and it sat upon each of them.

**BRIT CHADASHAH (New Testament) John 17:21-22 (NKJV) READ ALOUD**

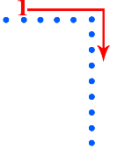
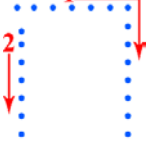
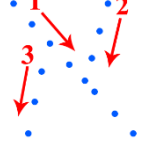
<sup>21</sup> that they all may be one, as You, Father, are in Me, and I in You;

that they also may be one in Us, that the world may believe that You sent Me.

<sup>22</sup> And the glory which You gave Me I have given them,

that they may be one just as We are one:

1. CIRCLE the reason that Yeshua (Jesus) prayed for the unity of believers in verse 21?
2. CIRCLE what Yeshua (Jesus) did with the glory of God in verse 22?

Hebrew/English	Read Hebrew Letters		
Echad/ Unity, unite, to be as one	Reysh 	Chet 	Aleph 

**Barook (Blessing)** Elohim bless you with creative and to love as He loves.

(Teacher note: You can bless the students at the end of the class with this blessing as a whole group or individually.)

## Games and Activities Teacher Instructions

For each of the lessons one of the games has been suggested to re-enforce the theme of the lesson. We have used the following games in a variety of ways. You can use the game suggested or choose another which fits your students and your time frame.

A list of general games that can be used for any/all lessons is included at the end of this volume.

### COUNTING THE OMER

When this portion is usually read we are "Counting the Omer." This is the traditional countdown between First Fruit and Shavuot. We practice with the students and count the days as well as say the prayer and Psalm 67. Activity page is on page 169.

1. Speak aloud the blessing.
2. Read Psalm 67 aloud.
3. Have the students draw hearts to count the days that have already passed adding one for this day.

### RING TOSS (OR BALL IN THE BUCKET)

\*\*\*\*For this game you will need any of the following materials:

Plastic rings to toss around bottles or pegs or cones.

If you can't find plastic rings, you could use light-weight foam balls and throw them in a bucket or a box. Compile a list of questions from the lesson.

1. Choose teams
2. Kids take turns tossing the ring or the ball. If the toss is successful, they get to answer a question. Younger children should stand closer to the target.
3. The first team to answer 5 questions correctly wins. (Keep track of correct answer by marking lines on the board or on large paper.)

## Teacher's Lesson Flow:

Tazria (Conceived) **תזריע** and Metzora (Leper) **מצורע**

Leviticus 12:1-15:33~II Kings 7:3-20~Luke 10 -13

Life Verse: Proverbs 12:18 (CJB)

<sup>18</sup> Idle talk can pierce like a sword, but the tongue of the wise can heal.

5.

### Reinforcing the WORD to Build "Banah" lives

- a. Quickly review Prayer and Praise Words to Thank YHVH God.
- b. Review quickly Life Verse: Proverbs 12:18
- c. Do you love God with all you have – serve others.
- d. How do words impact you and your family?
- e. How do your words create unity among believers?
- f. Are your words loving, kind and helpful?
- g. Do you tell others about your friend and King Yeshua?
- h. Do you tell others what the Ruach HaKodesh (Holy Spirit teachers

4.

### New Testament "B'rit Chadashah"

- a. Unity starts with the love of God
  - Luke 10: 25-37
  - Rauch HaKodesh (Holy Spirit)
  - Luke 12:8-10, Galatians 5:22-23

### Patterns for Speaking Life and Unity

1. **Start Here**

### PRAISE "Hallel"

- a. Practice Prayer and Praise Words to the Lord Including the Fruit of the Spirit Definition and Hebrew Praise Word.
- b. Life Verse Practice
- c. Hebrew Writing Practice
- d. Read Story

3.

### Prophets/Writings "Haftarah"

- a. Words are powerful
  - 2 Kings 7:1-20; Proverbs 16:24; 18:21; 21:23;34:12-14
  - 1 Thessalonians 5:15-18; Proverbs 6:16-18; 12:18; 15:2; 16:28;
  - Colossians 3:14-16

### Children's work pages begin here!

2.

### God's Teachings/Law – "Torah"

- a. God used words to create the world – Genesis 1:1-3
- b. Leprosy - Leviticus 13:14-32
- c. Miriam and words – Numbers 12:1-13

## Teacher's Special Instructions

We start with a lesson on the Hebrew language. We will both write and speak Hebrew.

We do this for two reasons:

- 1) All students are at the same level in learning a new language, and they enjoy it.
- 2) It gives the students a chance to learn biblical truths embedded in the original language of the Hebrew Scriptures (Old Testament). Start by pointing out they are used to reading from left to right, but Hebrew reads from right to left. They also will need to write Hebrew from right to left.

### **Materials and Vocabulary:**

- a. White board, black board or large easel and paper
- b. Markers
- c. Handouts or writing paper for the students
- d. Pens or pencils for the students

Metzora (conceived)

Metz (To speak)

Rah (evil)

### **Preparation:**

- a. Choose 2 or 3 Hebrew words from the Hebrew writing page(s). On the board, write the words in English and in the transliterated form given in the left column of the Hebrew writing page(s).
- b. Leave space to write the word in Hebrew.
- c. Explain that the letters they see on the page are written in book print like they might see on a sign, or that they would print themselves.
- d. The words used on their Hebrew writing pages are all words that are related to each individual lesson. Generally, a Hebrew word is chosen from the lesson and emphasized each week, both to teach character and increase understanding of the concepts being taught. New words will be in the box on the upper right of this page. We also teach various names of the Triune God in Hebrew.

Israeli street sign



### **Procedure:**

- a. Demonstrate the writing procedure of two or three Hebrew words on the board. Have the students follow your directions on their work pages. Be sure to point out the special features of each letter.
- b. Then have the students try a few words on their own, or complete the rest of the page. The ability to finish the whole exercise will depend on how much time you have. (2 to 5 minutes time is needed to finish the page.)

**Games/Activities:** Normally games are played after children's work pages are complete.

For this lesson you will count the Omer. The teacher directions for this activity and the activity page for the students is at the end of this volume.

# Prayer and Praise Words

(Thank you ...Bless you...)

Say together and discuss briefly.

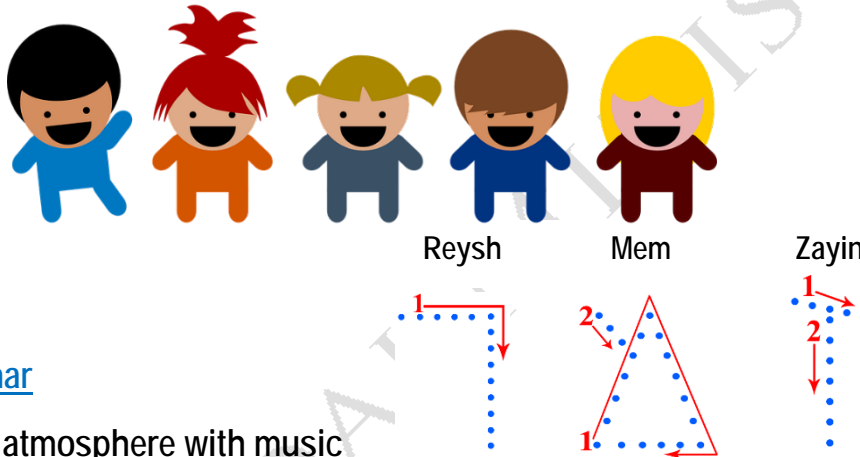
Gentleness: Thank you, Yeshua that I can show **tenderness** to those around me because **You taught me how with Your life!**

1. Let's thank God for one thing He has blessed you with this week.

Write your thank you here:

---

PRAISE is a way to THANK GOD for HIS Goodness to us and others.



Praise word: Zamar

EXPRESS a Holy atmosphere with music

Zamar means "to pluck the strings of an instrument, to sing, to praise."

- **Zayin means weapon, cut, cut off**
- **Mem means water, liquid, massive, chaos**
- **Reysh means a person, the head, the highest**



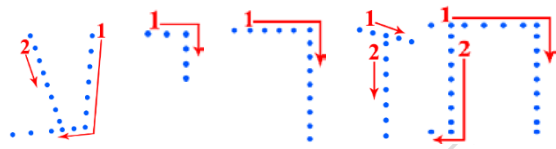
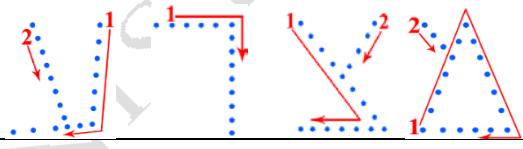
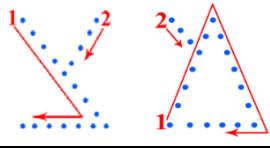
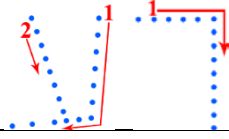
Zamar could mean: **Worship/music cuts off the chaos for a person.**

Psalm 21:13 (NKJV)

Be exalted, O LORD, in Your own strength! We will sing and praise Your power.

Life Verse: Proverbs 12:18 (CJB)

<sup>18</sup> Idle talk can pierce like a sword, but the tongue of the wise can heal.

Hebrew/English	 Write and read Hebrew from right to left.  Start here
Tazria (Conceived)	<div style="text-align: right; margin-bottom: 5px;">             Ayin    Yood    Reysh    Zayin    Tav           </div> 
Practice Writing	
Metzarah (Leprosy)	<div style="text-align: right; margin-bottom: 5px;">             Ayin    Reysh    Tsade    Mem           </div> 
Practice Writing	
Metz (to speak)	<div style="text-align: right; margin-bottom: 5px;">             Tsade    Mem           </div> 
Practice Writing	
Rah (evil)	<div style="display: flex; justify-content: space-between; align-items: center;"> <div data-bbox="440 1480 552 1533">Reysh</div> <div data-bbox="1323 1438 1396 1491" style="text-align: right;">Ayin</div> </div> 
Practice Writing	

# She Will Conceive/Leper – (Tazria תזריע /Metzora מצורע)

Leviticus 12:1-15:33, II Kings 7:3-20; Luke 10-13



Do you think words are powerful?


Words are very powerful! Words are so powerful that God used them to create the world and the heavens and all that is in them! (Gen. 1:1-3)

The words we speak are very powerful too. They can help someone or hurt someone. Words can be kind or mean. Words can bring people together or separate people. Have you ever been in trouble or caused trouble because of what you said? Were you given a time out and separated from your family?

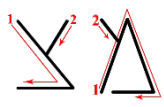
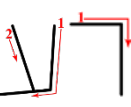


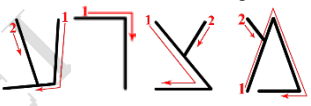
Our Torah portion today is about leprosy. If a person had leprosy, they were sent outside the camp. They had to stay by themselves until they were healed, and the priest came and pronounced them healed. This would help the disease not to spread to other people. How do you think the one who was cast out by himself felt all alone without his family and friends? (Lev.1:14-32)

The first person in the Bible to be put outside the camp for words that separated was Miriam. She spoke words against her brother, Moses, and she got leprosy!! (Num.12:1 -)

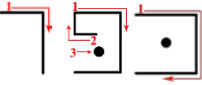
The word for someone with leprosy in Hebrew is  (ayin resh tsade mem) (metzora).

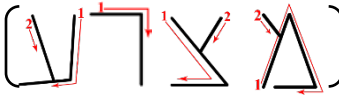
If you divide that word in half you have  (metz – rah) .

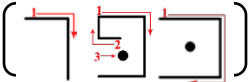
 (metz) means speaking or to speak and  (rah) means evil. Did you get the connection? When you connect the words evil and speaking you have a leprous person –

a  (metzora) (ayin, resh, tsade, mem). What does that teach you about your words?


What happened to this person with leprosy? After being outside the camp for 7 days; then the priest would examine him. If his symptoms had cleared up, the priest would pronounce him clean and give him directions for washing himself and his clothes and for making sacrifices at the Tabernacle. Using these sacrifices, the priest would make atonement for the one being cleansed. Atonement means to cover the person or cover their sins.

The Hebrew word for "atonement" is  (Keepur) (reysh, pey, kaf). Taking the Hebrew meaning of each letter, it means "cover the mouth of the man". Wow!


Did you connect the Hebrew word for leprosy  (metzora) and

 (Keepur).

God would be covering the mouth of the one who had spoken evil! (Lev. 13 & 14)



Once there were four men who had leprosy. They were sitting outside the city gate.



Do you remember why they would have been outside the city?

Well, inside the city, there was a terrible famine going on.

People were dying because they didn't have enough food.


The leprosy men were hungry too. They said to themselves, If we sit here we will die of hunger, and if we go into the city, we will die of hunger. So they decided

to take their chances and surrender to the Syrian army that was camped not far away.

They got up at the break of dawn and when they got close the camp of the Syrians, SURPRISE – there was not one soldier there. For the LORD had tricked them, causing them to hear noises that they thought were strong armies coming to attack them! When they heard these noises, all of the Syrian army ran away leaving all their food and clothes and animals and even their silver and gold! The four leprosy men ate and drank and carried away silver, gold and clothes and hid what they had taken.

They returned to the camp, took more silver, gold and clothes and hid those things.

Then they said, We are not doing right! We must go tell the King what we have found. And they called out to the gatekeepers what they had discovered. The gatekeeper told the king. The king sent spies to see if this was a trick, but they found that it was true! What excitement – the people went and took everything from the empty





Syrian tents, and even picked up the weapons and clothes the Syrians had thrown away in their haste to escape!

(II Kings 7:3-20)

Even though the 4 men had leprosy, did they do what was right? What do we learn from this?

One day, Yeshua was in a certain city. A man that was full of leprosy saw Yeshua, and he fell on his face begging Yeshua to make him clean. What do you think Yeshua will do?

We are told that Jesus put out His hand and said, I am willing, be cleansed! Do you see the power in Yeshua's words? The words Yeshua spoke both healed and made the leprous man clean! But Yeshua said more! He told him to obey what Moses had said, to show himself to the priest and make an offering (sacrifice) for his cleansing!

Having all the power of God, Yeshua still obeyed the Law of Moses. Yeshua's words did not divide people, they united people to do as God taught. (Lk.5:12-15)

What caused leprosy? Many scholars believe that speaking hurtful words or gossip could be a cause because these things can separate people and cause disunity. The Lord wants us to live in unity. (Jn.17:21)

Why is unity among believers so important? Unity among believers is so powerful that it causes the world to believe that God sent His Son into the world! (Jn. 17:21-23)

How are your words creating unity among other believers? Are your words loving, kind and helpful?

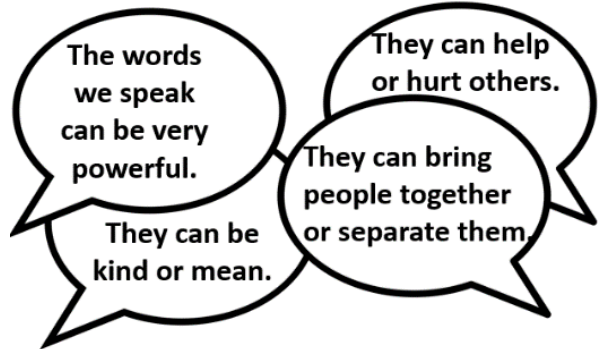
Do you think words are powerful?



Have you ever been in trouble or caused trouble because of what you said?

Were you given a time out?

God used words to create the world, the heavens and all that is in them!



Write examples of words that are helpful and words that are unhelpful from your experiences. (You can use the above script or scriptures.)

Helpful or Loving Words

Unhelpful or Evil Words

EL SHADDAI MINISTRY


## TORAH (God's Teachings / Law) Leviticus 13:17-23

<sup>18</sup> "If the body develops a boil in the skin, and it is healed, <sup>19</sup> and in the place of the boil there comes a white swelling or a bright spot, reddish-white, then it shall be shown to the priest; <sup>20</sup> and *if*, when the priest sees it, it indeed appears deeper than the skin, and its hair has turned white, the priest shall pronounce him unclean. It *is* a leprous sore which has broken out of the boil. <sup>21</sup> But if the priest examines it, and indeed *there are* no white hairs in it, and it is not deeper than the skin, but has faded, then the priest shall isolate him seven days; <sup>22</sup> and if it should at all spread over the skin, then the priest shall pronounce him unclean. It *is* a leprous sore. <sup>23</sup> But if the bright spot stays in one place, *and* has not spread, it *is* the scar of the boil; and the priest shall pronounce him clean.

Circle in the scripture above where it says the person with Leprosy should stay by themselves outside the camp. (Isolated)

If a person had Leprosy they:

- Were outside the camp
- Stayed by themselves until healed
- Stayed outside the camp until a priest came and pronounced them healed.



The first person in the Bible to be put outside the camp for words that separated was Miriam.

Numbers 12:9-15

She spoke words against her brother, Moses, and she got leprosy!!

## TORAH (God's Teachings/Law) Numbers 12:1-2 (NKJV)

So the anger of the LORD was aroused against them, and He departed.<sup>10</sup> And when the cloud departed from above the tabernacle, suddenly Miriam *became* leprous, as *white as snow*.

Then Aaron turned toward Miriam, and there she was, a leper. <sup>11</sup> So Aaron said to Moses, "Oh, my lord! Please do not lay *this* sin on us, in which we have done foolishly and in which we have sinned.

<sup>13</sup> So Moses cried out to the LORD, saying, "Please heal her, O God, I pray!"

<sup>14</sup> Then the LORD said to Moses, "If her father had but spit in her face, would she not be shamed seven days? Let her be shut out of the camp seven days, and afterward she may be received *again*."

<sup>15</sup> So Miriam was shut out of the camp seven days, and the people did not journey till Miriam was brought in *again*.

1. Circle what Miriam had to do to be healed from leprosy.
2. What do this story teach us about our words?  
(circle the answer)

Words are not important

or

Words are very very important



3. Kippur reminds us of which of God's appointed Feast times?

Passover or Shavuot or Yom Teruah or Yom Kippur

Atonement means to cover the person or cover their sins.

1. Read the story.
2. Circle the words that are kind words, words that help and words that bring people together.
3. Mark an "X" on the words that are mean or hurt others or separate others.

### HAFTARAH (Prophets and Writings) 2 Kings 7: 1- 7 (HNV)

1 Elisha said, Hear you the word of the LORD: thus says the LORD, Tomorrow about this time shall a measure of fine flour be [sold] for a shekel, and two measures of barley for a shekel, in the gate of Shomron.



2 Then the captain on whose hand the king leaned answered the man of God, and said, Behold, if the LORD should make windows in heaven, might this thing be? He said, Behold, you shall see it with your eyes, but shall not eat of it.




3 Now there were four leprous men at the entrance of the gate: and they said one to another, Why sit we here until we die?

4 If we say, We will enter into the city, then the famine is in the city, and we shall die there; and if we sit still here, we die also. Now therefore come, and let us fall to the host of the Aram: if they save us alive, we shall live; and if they kill us, we shall but die.

5 They rose up in the twilight, to go to the camp of the Aram; and when they were come to the outermost part of the camp of the Aram, behold, there was no man there.


6 For the Lord had made the host of the Aram to hear a noise of chariots, and a noise of horses, even the noise of a great host: and they said one to another, Behold, the king of Yisra'el has hired against us the kings of the Hitti, and the kings of the Mitzrim, to come on us.



7 Therefore they arose and fled in the twilight, and left their tents, and their horses, and their donkeys, even the camp as it was, and fled for their life.

## HAFTARAH (Prophets / Writings) 2 Kings 7: 8-15 (HNV)


When these lepers came to the outermost part of the camp, they went into one tent, and ate and drink, and carried there silver, and gold, and clothing, and went and hid it; and they came back, and entered into another tent, and carried there also, and went and hid it.



9 Then they said one to another, We aren't doing right. This day is a day of good news, and we hold our shalom: if we wait until the morning light, punishment will overtake us; now therefore come, let us go and tell the king's household.

10 So they came and called to the porter of the city; and they told them, saying,

We came to the camp of the Aram, and, behold, there was no man there, neither voice of man, but the horses tied, and the donkeys tied, and the tents as they were.



11 He called the porters; and they told it to the king's household within.

12 The king arose in the night, and said to his servants, I will now show you what the Aram have done to us. They know that we are hungry; therefore are they gone out of the camp to hide themselves in the field, saying, When they come out of the city, we shall take them alive, and get into the city.

13 One of his servants answered, Please let some take five of the horses that remain, which are left in the city; and let us send and see.

14 They took therefore two chariots with horses; and the king sent after the host of the Aram, saying, Go and see.

15 They went after them to the Yarden: and, behold, all the way was full of garments and vessels, which the Aram had cast away in their haste. The messengers returned, and told the king.

BRIT CHADASHAH (New Testament) Luke 5:12-15

<sup>12</sup> And it happened when He was in a certain city, that behold, a man who was full of leprosy saw Jesus; and he fell on *his* face and implored Him, saying, "Lord, if You are willing, You can make me clean."



<sup>13</sup> Then He put out *His* hand and touched him, saying, "I am willing; be cleansed." Immediately the leprosy

left him. <sup>14</sup> And He charged him to tell no one, "But go and show yourself to the priest, and make an offering for your cleansing, as a testimony to them, just as Moses commanded."

BRIT CHADASHAH (New Testament) John 17:21-23 (NKJV)

<sup>21</sup> that they all may be one, as You, Father, *are* in Me, and I in You; that they also may be one in Us, that the world may believe that You sent Me. <sup>22</sup> And the glory which You gave Me I have given them, that they may be one just as We are one: <sup>23</sup> I in them, and You in Me; that they may be made perfect in one, and that the world may know that You have sent Me, and have loved them as You have loved Me.

Discuss the questions and your answers with your neighbor.

1. Why is unity among believers so important? Circle the answer in the scripture above.
2. How are your words creating unity among believers?
3. Are your words loving, kind and helpful?

Life Verse: Proverbs 12:18 (CJB)

<sup>18</sup> Idle talk can pierce like a sword, but the tongue of the wise can heal.

**Barook (Blessing) May Yeshua bless you with trust in Him.**

(Teacher note:

You can bless the students at the end of the class with this blessing as a whole group or individually.)

## Games and Activities Teacher Instructions

For each of the lessons one of the games has been suggested to re-enforce the theme of the lesson. We have used the following games in a variety of ways. You can use the game suggested or choose another which fits your students and your time frame.

A list of general games that can be used for any/all lessons is included at the end of this volume.

### COUNTING THE OMER

When this portion is usually read we are "Counting the Omer." This is the traditional countdown between First Fruit and Shavuot. We practice with the students and count the days as well as say the prayer and Psalm 67. Activity page is at the end of this volume.

1. Speak aloud the blessing.
2. Read Psalm 67 aloud.
3. Have the students draw hearts to count the days that have already passed adding one for this day.

### TIC TACK TOE

1. Compile a list of questions covering information you and the children have learned in the lesson. (See page 1~ 5. Reinforcing the WORD to Build "Banah" lives to begin questions.)
2. Organize teams. If you have a large number of children, you can have several Tic Tack Toe grids being played at once. If possible keep the teams small in number - 3 to 4 children on a team gives each one more opportunity to answer a question and choose a box to put their X or O in.
3. Have large Tic Tack Toe grids on the board or large paper at front of room.
4. Alternate questions by team.
5. If correct answer is given the child answering puts an X or an O in the box, they choose until one team has 3 of the same letter in a row and wins.



## Teacher's Lesson Flow:

After death (Acharei Mot) **קְדוּשִׁים**~Holy Ones (Kedoshim) **אֲחֵרֵי מוֹת**

Leviticus 16:1-20:27:~Amos 9:7-15~Luke 14-17

Life Verse: James 4:8 (NKJV)

Draw near to God and He will draw near to you. Cleanse your hands, you sinners; and purify your hearts you double-minded.

5.

### Reinforcing the WORD to Build "Banah" lives

- a. Quickly review Prayer and Praise Words to Thank YHVH God.
- b. Review quickly Life Verse: James 4:8
- c. What must Israel do as a nation once a year?
- d. What does it mean to afflict ourselves?
- e. The 10<sup>th</sup> of Tishri was Israel's national day of \_\_\_\_\_
- f. What happens if you confess your sin to God?
- g. Do you tell others what the Ruach HaKodesh (Holy Spirit teaches)
- h. How do we know that Yahweh loves Israel and us?
- i. How can we love Yahweh every day?

4.

### New Testament "B'rit Chadashah"

- a. Parable of the Prodigal  
- Luke 15: 11=24
- b. Draw near to God  
- James 4:8
- c. Be Holy – 1 Peter 1:15-16;  
Ephesians 1:4

**Pattern to  
Draw Near to  
LORD God  
and be Holy**

**Start Here**

1.

### PRAISE "Hallel"

- a. Practice Prayer and Praise Words to the Lord Including the Fruit of the Spirit Definition and Hebrew Praise Word.
- b. Life Verse Practice
- c. Hebrew Writing Practice
- d. Read Story

Children's work pages begin here!

2.

### God's Teachings/Law – "Torah"

- a. A day to atone - Leviticus 16:1-31
- b. Afflict yourselves - Leviticus 16:29
- c. You shall be holy  
- Leviticus 19:1-2; Leviticus 19:9-18

3.

### Prophets/Writings "Haftarah"

- a. Restoration of Israel promised  
- Amos 9: 11-12

## Teacher's Special Instructions

We start with a lesson on the Hebrew language. We will both write and speak Hebrew.

We do this for two reasons:

- 1) All students are at the same level in learning a new language, and they enjoy it.
- 2) It gives the students a chance to learn biblical truths embedded in the original language of the Hebrew Scriptures (Old Testament). Start by pointing out they are used to reading from left to right, but Hebrew reads from right to left. They also will need to write Hebrew from right to left.

### Materials and Vocabulary:

- a. White board, black board or large easel and paper
- b. Markers
- c. Handouts or writing paper for the students
- d. Pens or pencils for the students

Kedoshim (Holy Ones)

Aanah (Afflict)

Col (commonness, profane)

### Preparation:

- a. Choose 2 or 3 Hebrew words from the Hebrew writing page(s). On the board, write the words in English and in the transliterated form given in the left column of the Hebrew writing page(s).
- b. Leave space to write the word in Hebrew.
- c. Explain that the letters they see on the page are written in book print like they might see on a sign, or that they would print themselves.
- d. The words used on their Hebrew writing pages are all words that are related to each individual lesson. Generally, a Hebrew word is chosen from the lesson and emphasized each week, both to teach character and increase understanding of the concepts being taught. New words will be in the box on the upper right of this page. We also teach various names of the Triune God in Hebrew.

Israeli street sign



### Procedure:

- a. Demonstrate the writing procedure of two or three Hebrew words on the board. Have the students follow your directions on their work pages. Be sure to point out the special features of each letter.
- b. Then have the students try a few words on their own, or complete the rest of the page. The ability to finish the whole exercise will depend on how much time you have. (2 to 5 minutes time is needed to finish the page.)

**Games/Activities:** Normally games are played after children's work pages are complete.

You will continue to use the Count the Omer activity on page 169 with teacher instructions on page 167.

## Prayer and Praise Words (Thank you ...Bless you...)

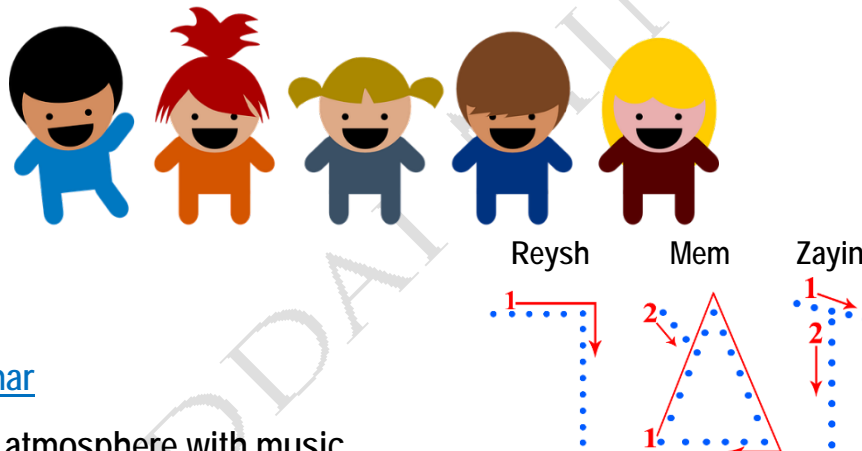
Say together and discuss briefly.

**Self-Control:** Thank you, Lord, for your gift of **self-control** that **strengthens** me **to do what is right and good!**

1. Let's thank God for one thing He has blessed you with this week.  
Write your thank you here.

---

PRAISE is a way to THANK GOD for HIS Goodness to us and others.



Praise word: Zamar

EXPRESS a Holy atmosphere with music


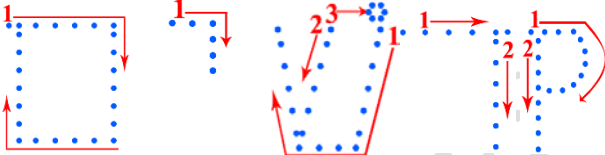
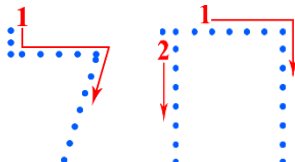
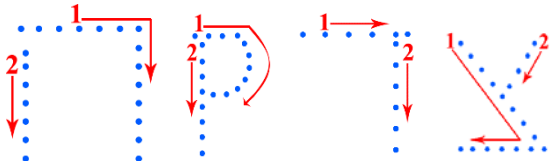
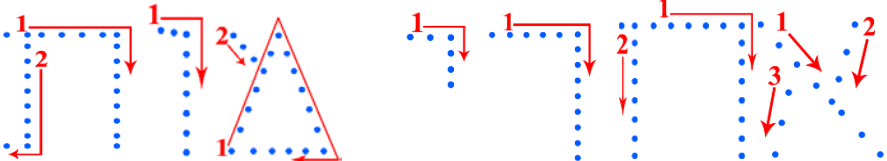
Zamar means "to pluck the strings of an instrument, to sing, to praise."

Psalm 21:13 (NKJV)



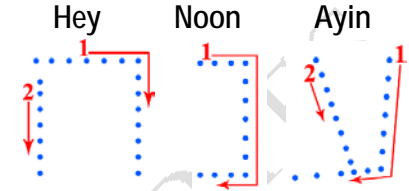
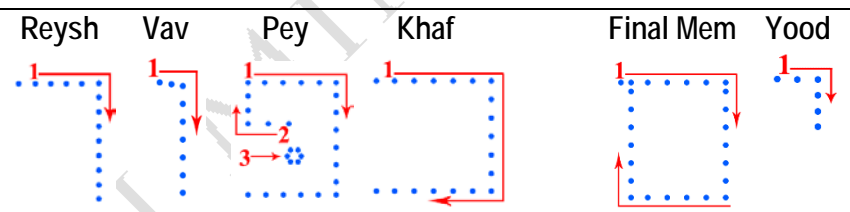
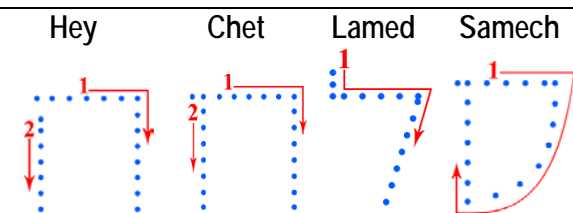
Be exalted, O LORD, in Your own strength! We will sing and praise Your power.

Life Verse: James 4:8 (NKJV)

Draw near to God and He will draw near to you. Cleanse your hands, you sinners; and purify your hearts you double-minded.

Hebrew/English	
Kedoshim (Holy Ones)	<p style="text-align: center;">Final Mem    Yood    Sheen    Dalet    Qoof</p> 
Practice Writing	
Col (Commonness)	<p style="text-align: center;">Lamed    Chet</p> 
Practice Writing	
Tzedakah (Charity)	<p style="text-align: center;">Hey    Qoof    Dalet    Tsade</p> 
Practice Writing	
Acharei Mot (After death)	<p style="text-align: center;">Tav    Vav    Mem    Yood    Reysh    Chet    Aleph</p> 
Practice Writing	

Pattern to Draw Near to God and be Holy

Hebrew /English	 Write and read Hebrew from right to left  Start here
Aanah (Afflict)	
Practice Writing	
Yom Kippur (Day of Attonement)	
Practice Writing	
Selichah (Forgiveness)	
Practice Writing	

## After the Death/Holy Acrei Mot **מות אהרי** - Holy One ~Kedoshim **קדושים** Leviticus 16:1-20:27; Amos 9:7-15; Luke 14-17



On this particular day, the whole camp of Israel was somber. The death of Abihu and Nadab for bringing illegitimate fire before the Lord was still fresh on everyone's mind. Could all of Israel be thinking about their own sin, and how they needed to be forgiven, so they could draw near to God? We're going to find out. Listen for clues that will help you find the answer to what is happening on this day.

Here's the first clue: The Lord was giving directions to Moses to tell his brother, Aaron, the priest. He said, tell Aaron **not** to go inside the Holy Place **just any time** that was inside the veil where the mercy seat is, **or he would die!** Then the Lord said He would appear in a cloud above the mercy seat! (Could THIS be that day?) (Lev.16:1,2)

Here is the 2<sup>nd</sup> clue: The Lord also said, when Aaron comes into the Holy Place, he must bring the blood of a bull for a sin offering and a ram as a burnt offering. He must also wear special white linen clothes – not his colorful priestly garments. (Lev.16:4,5) By using the blood of the bull and the goat, Aaron was to make atonement for himself and his house, for the Holy Place, all the assembly of Israel, the altar and the tabernacle of meeting for all transgressions and all sins.



Woe – this sounds like a very serious day! (Lev.16:16,17,18,20) What would all the people be doing on this day? Here comes the final clue:

The people were to “afflict their souls” and do no work at all, whether they were natives of Israel or strangers who dwelt among the Israelites. The Hebrew word for “afflict” is



(hey, noon, ayeen or aanah). If you take the Hebrew meanings of each letter, they could be saying: understand, to behold life you must afflict your souls and humble yourselves. (Lev. 16:28)



Have you figured out that this day is the 10<sup>th</sup> of Tishrei?

The 10<sup>th</sup> of Tishrei is Yom Kippur – the Day of Atonement. This is Israel's national day of **repentance**.

In order to repent, they have to humble themselves and understand that to have real life, they need to acknowledge that they have sinned and ask God for forgiveness of their sins. In this way, they could draw near to God. Being near to God is where you find real life. When you realize you have sinned, does it make you feel somber? Do you want to run to God for forgiveness and draw close to Him? (Lev. 16:28-34)



Remember that God was going to come in a cloud over the mercy seat? Well, is there going to be another cloud in that Holy Place? Yes! And it would be a cloud made by Aaron, the priest! The LORD told him to make it with hot coals from the altar and sweet smelling incense placed on the hot coals. This cloud would cover the mercy seat, and the cloud that God was in would be above the mercy seat!

Do you see that the two clouds would be close to each other, even mixing with each other. Does this show us a picture of God's forgiveness, and that He draws near to us when our sins are forgiven? This truly is a special day! (Lev. 16:2,12,13)

Yom Kippur is a very solemn day, because sin is a very serious issue. Why is sin so serious? Because it separates us from God, and sin brings death! (Amos 9:10)

But there's a day coming when He will raise up the fallen tabernacle of David, and the Gentiles who are called by His Name will be possessed by God with a remnant of Edom! The captives of Israel will be brought back to the land. They will build the fallen cities, plant vineyards and gardens and eat and drink from them. And they will not be taken from the Land again. (Amos 9:10-13)

All this will happen because our God forgives sin when we sincerely ask Him to.



In the Brit Hadashah, Yeshua told us another story of forgiveness. There was a father who had two sons. The youngest son asked his father to give him the goods he would receive from his inheritance. He then took his money and went far away, living in sin and wasting what his father had given him. He ended up having to feed pigs, and he was so hungry that he wished he could eat the pigs' food!! Finally, he realized what he had done; he went home and said this to his father: Father, I have sinned against heaven and in your sight, and am no longer worthy to be called your son. But the father said to his servants, Bring out the best robe and put it on him, and put a ring on his hand and sandals on his feet. And bring the fatted calf here and kill it, and let us eat and be merry for this my son was dead and is alive again; he was lost and is found. And they began to be merry with food and music and dancing! (Lk. 15:11-25)





Did you notice that the son had to acknowledge his sin and humble himself to go to his father and ask forgiveness and confess his sin? When he was in sin, he was feeding pigs, but when he came home to his father and confessed his sin, he had true life and joy!

Do you think Yeshua was telling us this story so we would understand how God, our Father, wants us to confess our sins so we can be close to Him and know the joy He gives?

You can confess your sins and know the joy God our Father gives today!



You can confess your sins  
and know the joy  
God our Father gives today!






## TORAH (God's Teachings / Law) Leviticus 16:1-31

The death of Abihu and Nadab for bringing illegitimate fire before the Lord was still fresh on everyone's mind.

Look for clues of what is happening this day.

This sounds like a very serious day!

Leviticus 16:1-2



CLUE # \_\_\_\_\_

Do not enter the Holy Place just any time where the mercy seat is.

Number the clues to this day.

Clue 1 - Leviticus 16: 1-2

(What must only happen once a year?)

Clue 2 - Leviticus 16:4-5

(When Aaron comes into the Holy Place what must he bring?)

Clue 3 - Leviticus 16:29-31


(What must Israel do as a nation once a year?)



Then the Lord said He would appear in a cloud above the mercy seat!



Leviticus 16:2



Leviticus 16:6-10

CLUE # \_\_\_\_\_

Aaron must bring the blood of a bull for a sin offering and a ram (male goat) as a burnt offering.

He must also wear special white linen clothes - not his colorful priestly garments.

Leviticus 16:15-19

Aaron was to make atonement for himself and his house, for the Holy Place, all the assembly of Israel, For the altar and the tabernacle of meeting and for all transgressions and all sins.



## TORAH (God's Teachings/Law: Leviticus 16:29-31 New King James Version (NKJV) CLUE # \_\_\_\_\_

<sup>29</sup> "This shall be a statute forever for you: In the seventh month, on the tenth day of the month, you shall afflict your souls, and do no work at all, whether a native of your own country or a stranger who dwells among you.

<sup>30</sup> For on that day the priest shall make atonement for you, to cleanse you, that you may be clean from all your sins before the LORD.

<sup>31</sup> It is a Sabbath of solemn rest for you, and you shall afflict your souls. It is a statute forever.

1. Which feast is this? Passover or Yom Kippur

TORAH (God's Teachings / Law) Leviticus 16:1-31



Afflict

עָנָה

aanah



Understand, to behold life  
you must afflict your  
souls and humble  
yourselves.

Israel's national day  
of repentance



1. What does it mean to afflict ourselves?

To make a sad face, talk bad about yourself

Or

To pray, fast and repent (stop doing your way and do God's way)

2. The 10<sup>th</sup> of Tishri was Israel's national day of \_\_\_\_\_

Celebration passing through the Red Sea

or

Repentance of all the people of Israel

## TORAH (God's Teachings / Law) Leviticus 16:12-16


### In Moses and Aaron's Time

Leviticus 16:12-16 English Standard Version (ESV)

<sup>12</sup> And he shall take a censer full of coals of fire from the altar before the LORD, and two handfuls of sweet incense beaten small, and he shall bring it inside the veil <sup>13</sup> and put the incense on the fire before the LORD, that the cloud of the incense may cover the mercy seat that is over the testimony, so that he does not die. <sup>14</sup> And he shall take some of the blood of the bull and sprinkle it with his finger on the front of the mercy seat on the east side, and in front of the mercy seat he shall sprinkle some of the blood with his finger seven times.

<sup>15</sup> "Then he shall kill the goat of the sin offering that is for the people and bring its blood inside the veil and do with its blood as he did with the blood of the bull, sprinkling it over the mercy seat and in front of the mercy seat.

<sup>16</sup> Thus he shall make atonement for the Holy Place, because of the uncleannesses of the people of Israel and because of their transgressions, all their sins. And so he shall do for the tent of meeting, which dwells with them in the midst of their uncleannesses



How do you feel when you know you have sinned?



Do you go to God and ask for forgiveness and choose to do things God's way?

Yes or No

Now what do you Do TODAY?

BRIT CHADASHAH (New Testament)

James 4:8 (NKJV)

<sup>8</sup> Draw near to God

and He will draw near to you.

Cleanse *your* hands, *you* sinners;

and purify *your* hearts, *you* double-minded.

1. Say Life Verse James 4:8 aloud.
2. How do you draw near to God?
3. How do you cleanse your hands, life from sins?
4. What does double-minded mean?

Do you know the Lord God Loves you, understands you and will help you?

Yes or No

## TORAH (God's Teachings / Law) Leviticus 19:9-18 (CJB)

<sup>9</sup> "When you harvest the ripe crops produced in your land, don't harvest all the way to corners of your field, and don't gather the ears of grain left by the harvesters.

<sup>10</sup> Likewise, don't gather the grapes left on the vine or fallen on the ground after harvest; leave them for the poor and the foreigner; I am *ADONAI* your God.

<sup>11</sup> "Do not steal from, defraud or lie to each other. <sup>12</sup> Do not swear by my name falsely, which would be profaning the name of your God; I am *ADONAI*.

<sup>13</sup> Do not oppress or rob your neighbor; specifically, you are not to keep back the wages of a hired worker all night until morning.

<sup>14</sup> "Do not speak a curse against a deaf person or place an obstacle in the way of a blind person; rather, fear your God; I am *ADONAI*.

<sup>15</sup> "Do not be unjust in judging — show neither partiality to the poor nor deference to the mighty, but with justice judge your neighbor.

<sup>16</sup> "Do not go around spreading slander among your people, but also don't stand idly by when your neighbor's life is at stake; I am *ADONAI*. <sup>17</sup> "Do not hate your brother in your heart, but rebuke your neighbor frankly, so that you won't carry sin because of him.

<sup>18</sup> Don't take vengeance on or bear a grudge against any of your people; rather, love your neighbor as yourself; I am *ADONAI*.

How can you be Holy?  
How can you love your neighbor?

Underline the answers in scripture

Do not steal      Do not lie

Do not rob another, pay what you owe them

Do fair in your judgment of your neighbor

Do not be unkind to deaf or blind person



Do not spread rumors

Warn others of evil

Help others be safe

Do not try to get even  
– forgive others

Give to the poor and foreigner

Do not Use the name of God wrongly

HAFTARAH (Prophets / Writings) Amos 9:11-12 (NKJV)

Israel Will Be Restored

<sup>11</sup> "On that day I will raise up The tabernacle of David, which has fallen down, And repair its damages; I will raise up its ruins, And rebuild it as in the days of old;

<sup>12</sup> That they may possess the remnant of Edom, And all the Gentiles who are called by My name," Says the LORD who does this thing.

When Israel repents, God will restore them and their nation.

1. What does this tell you if you repent and turn back to Him?

Draw a picture of you praying for you

1. to give up your sins and turn to God
2. and do things His way.

Draw a picture of you praying for your family

1. to give up their sins and turn to God
2. and do things His Way



You can confess your sins  
and know the joy  
God our Father gives today!



BRIT CHADASHAH (New Testament) 1 Peter 1:15-16 (NKJV)

... <sup>15</sup> but as He who called you *is* holy, you also be holy in all *your* conduct, <sup>16</sup> because it is written, "Be holy, for I am holy."

BRIT CHADASHAH (New Testament) Ephesians 1:4 (NKJV)

...<sup>4</sup> just as He chose us in Him before the foundation of the world, that we should be holy and without blame before Him in love,

Brit Chadashah (New Testament) Mark 15:11-24 Read aloud and match the picture with the words!



# \_\_\_\_\_



# \_\_\_\_\_



# \_\_\_\_\_



# \_\_\_\_\_



# \_\_\_\_\_



# \_\_\_\_\_

1. The youngest son asked for his inheritance.
2. He was given the money and he spent it in sin.
3. He found himself feeding the pigs.
4. He went home repenting for his actions.
5. He asked for forgiveness and a job.
6. Father was so happy to have him home he threw a party.

2. Did you notice that the son had to understand his sin and humble himself to go to his father and confess his sin and ask forgiveness?

Do you think Yeshua was telling us this story so we would understand  
how God, our Father,  
wants us to confess our sins so we can be close to Him  
and know the joy He gives?    Yes    or    No

Life Verse: James 4:8 (NKJV)

Draw near to God and He will draw near to you.  
Cleanse your hands, you sinners;  
and purify your hearts you double-minded.

**Be Holy and Love Others!**

**Forgive and  
Ask Forgiveness  
at Home, at School,  
Everywhere!**

**No - Rah (evil)  
Yes - Tov (good)**

**Barook (Blessing)**

May Yeshua bless you  
with the ability to go out  
and make disciples for Him.



## Games and Activities Teacher Instructions

For each of the lessons one of the games has been suggested to re-enforce the theme of the lesson. We have used the following games in a variety of ways. You can use the game suggested or choose another which fits your students and your time frame.

A list of general games that can be used for any/all lessons is included at the end of this volume.

### COUNTING THE OMER

When this portion is usually read we are "Counting the Omer." This is the traditional countdown between First Fruit and Shavuot. We practice with the students and count the days as well as say the prayer and Psalm 67. The activity page is on page 169 and the teacher instructions are on page 167.

1. Speak aloud the blessing.
2. Read Psalm 67 aloud.
3. Have the students draw hearts to count the days that have already passed adding one for this day.

### SCAVENGER HUNT

1. Divide into small teams – 2 to 3 children per team. Give each team a name or number.
2. Around the room, have answers to questions written out on 8 1/2 by 11 paper. Use large print that is easy to read.
3. Tape the questions around the room on the walls or on chair backs, etc.
4. Write out the answers on 8 1/2 x 11 paper and hand them out. No one can look at the questions or answers until you say, "Go"! (Be sure the team numbers or names are written on the back of the answers.)
5. Each team captain has tape.
6. As soon as the team finds the correct answer(s) to the question(s) they have, they tape it under the question.
7. The first team to have the largest number of matching questions and answers wins.

EL SHADDAI MINISTRIES



## Teacher's Lesson Flow:

### Say (Emor) אמור

Lev. 21:1-24:23 ~ Ezekiel 44:15-31~1 Peter 1:15-16~Romans 12:1-2~ John 2:9-11

Life Verse: Leviticus 23:1-2 (NKJV) And the LORD spoke to Moses, saying,  
<sup>2</sup> "Speak to the children of Israel, and say to them: 'The feasts of the LORD,  
which you shall proclaim to be holy convocations, these are My feasts.'

proclaim means - trumpet, call, show, speak out    holy means – separate, not common

convocation means - assembly, meeting, get-together

5.

#### Reinforcing the WORD to Build "Banah" lives

- Quickly review Prayer and Praise Words to Thank YHVH God.
- Review quickly Life Verse: Leviticus 23:1-2
- Can you name all the feasts of the Lord?
- How do we know that YHVH, the LORD, loves us?
- How do we know that YHVH, the LORD, loves Israel?
- How can we love YHVH, the LORD, every day?
- Do you remember to do and enjoy the feasts of the LORD?

4.

#### New Testament "B'rit Chadashah"

- Be Holy
  - 1 Peter 1:15-16
  - Romans 12:1-2
  - 1 John 2:9-11

Patterns  
to be Holy

1.

#### PRAISE "Hallel"

- Practice Prayer and Praise Words to the Lord Including the Fruit of the Spirit Definition and Hebrew Praise Word.
- Life Verse Practice
- Hebrew Writing Practice
- Read Story

3.

#### Prophets/Writings "Haftarah"

- Lord's priests are holy
  - Ezekiel 44:15-16
- Teaching the difference between Holy and Profane
  - Ezekiel 44:23-24

Children's work pages begin here!

2.

#### God's Teachings/Law - "Torah"

- Feasts of the Lord
  - Leviticus 23:4-11, 15-16, 23-28, Leviticus 33- 37, 40-44
- You shall be holy
  - Leviticus 20:26, 19:9-18

## Teacher's Special Instructions

We start with a lesson on the Hebrew language. We will both write and speak Hebrew.

We do this for two reasons:

- 1) All students are at the same level in learning a new language, and they enjoy it.
- 2) It gives the students a chance to learn biblical truths embedded in the original language of the Hebrew Scriptures (Old Testament). Start by pointing out they are used to reading from left to right, but Hebrew reads from right to left. They also will need to write Hebrew from right to left.

### Materials and Vocabulary:

- a. White board, black board or large easel and paper
- b. Markers
- c. Handouts or writing paper for the students
- d. Pens or pencils for the students

Tzedakah (Charity)

Aanah (Afflict)

Col (commonness, profane)

### Preparation:

- a. Choose 2 or 3 Hebrew words from the Hebrew writing page(s). On the board, write the words in English and in the transliterated form given in the left column of the Hebrew writing page(s).
- b. Leave space to write the word in Hebrew.
- c. Explain that the letters they see on the page are written in book print like they might see on a sign, or that they would print themselves.
- d. The words used on their Hebrew writing pages are all words that are related to each individual lesson. Generally, a Hebrew word is chosen from the lesson and emphasized each week, both to teach character and increase understanding of the concepts being taught. New words will be in the box on the upper right of this page. We also teach various names of the Triune God in Hebrew.

Israeli street sign



### Procedure:

- a. Demonstrate the writing procedure of two or three Hebrew words on the board. Have the students follow your directions on their work pages. Be sure to point out the special features of each letter.
- b. Then have the students try a few words on their own, or complete the rest of the page. The ability to finish the whole exercise will depend on how much time you have. (2 to 5 minutes time is needed to finish the page.)

**Games/Activities:** Normally games are played after children's work pages are complete.

Continue to use the Counting the Omer activity at the end of this volume.

## Prayer and Praise Words (Thank you ...Bless you...)

Say together and discuss briefly.

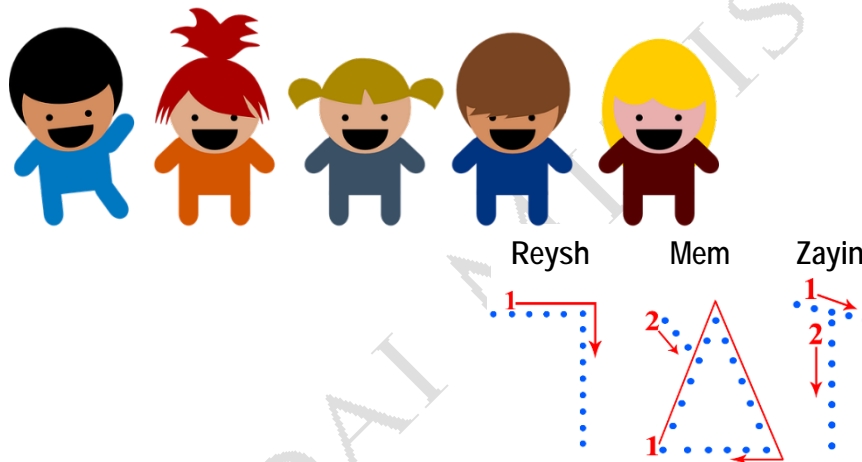
Faithfulness: Thank you, Lord, that You will **always care** for me and **never leave** me.

1. Let's thank God for one thing He has blessed you with this week.

Write your thank you here:

---

PRAISE is a way to THANK GOD for HIS Goodness to us and others.



Praise word: Zamar

Zamar means "to pluck the strings of an instrument, to sing, to praise."

EXPRESS a Holy atmosphere with music

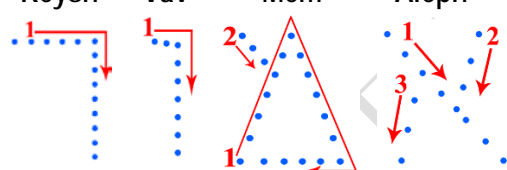
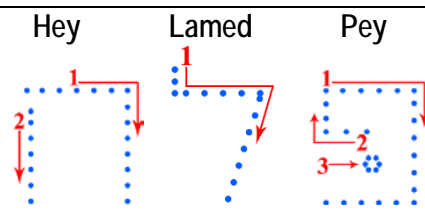
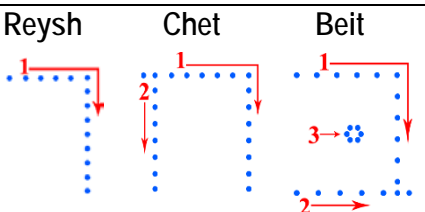
Psalm 21:13 (NKJV)

Be exalted, O LORD, in Your own strength! We will sing and praise Your power.

Life Verse: Leviticus 23:1-2 (NKJV)

And the LORD spoke to Moses, saying, <sup>2</sup> "Speak to the children of Israel, and say to them: 'The feasts of the LORD, which you shall proclaim *to be holy convocations*, these are My feasts.'

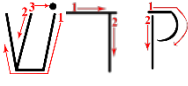

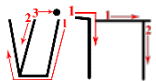
Patterns to be Holy

Hebrew /English	<span style="font-weight: bold; color: blue;">Write and read Hebrew from right to left</span> <span style="font-weight: bold; color: red;">Start here</span>
Emor (Say)	<div style="display: flex; justify-content: space-around; font-weight: bold;"> <span>Reysh</span> <span>Vav</span> <span>Mem</span> <span>Aleph</span> </div> 
Practice Writing	
Palah (Seperated or distinct)	<div style="display: flex; justify-content: space-around; font-weight: bold;"> <span>Hey</span> <span>Lamed</span> <span>Pey</span> </div> 
Practice Writing	
Bachar (Chosen, preferred)	<div style="display: flex; justify-content: space-around; font-weight: bold;"> <span>Reysh</span> <span>Chet</span> <span>Beit</span> </div> 
Practice Writing	

## Emor/Kedushim Say/ Holiness

Lev. 21:1-24:23; Ez. 44:15-31 and Lk. 18-20

This Torah portion is about holiness. We serve a holy God, and He wants us who believe and love Him to be holy too! (I Peter 1:15)

The Hebrew word for "holy" is  (sheen, dalet, kaf).  (kaf) means what follows and  (sheen, vav dalet) means threshing. If you put those two meanings

together, you have, what follows the threshing or what must be threshed (removed or separated) to have the usable part left. What is left after the threshing is good or holy.

So how does being "holy" apply to our lives? What does it mean to me to be holy? It means to be separate from what is ordinary or common. Someone who is common is not an expert or fully skilled. They are ordinary, not special. This is how Webster's dictionary describes common. To be separate is to sever (as in disconnecting or cutting off from) what is common. So being holy is separating yourself from what is common.



If a group of kids is making fun of someone who fell down, and you walk away from the group and help the one they are making fun of – you are separating yourself from their common behavior. In helping the one who had fallen, you would not be common, you would be special.

How much fun is it to be chosen when kids are choosing teams on the playground? When you are chosen, you have to be told what position you are playing and how to play it.

Do you know that before the foundation of the world, GOD CHOSE YOU!! (Eph. 1:4) When He chooses you, He gives wonderful directions about how He wants us to be holy – you know – separate from what is common.

Here are some of the directions God gives us:

1. His Name is to be honored and special and not profaned.  
Profaned is like making God's name dirty or polluted. (Lev.21:3)
2. Show honor to your parents. That means you obey them and treat them with respect. (Lev. 19:3)
3. Protect and care for what is weaker than you like little baby birds (Deut. 22:6,7)
4. Keep some food to give to the poor. (Lev. 19:9,10)
5. Don't make idols and gods for yourselves. This means love God more than anything and only worship Him.
6. Don't steal what belongs to someone else and tell the truth – don't lie. (Lev. 19:11-12)
7. Be kind to people who are deaf and blind.(Lev. 19:14)



8. Be fair when you decide who is right or wrong. (Lev. 19:15)
9. Don't rob or cheat people and pay people on time when they work for you. (Lev. 19:13)
10. KEEP THE SABBATHS AND THE FEASTS OF THE LORD (Lev. 19:3 and 23)
11. Don't hate your brother or be a gossip and talk about people. (Lev. 19:16) Don't hold grudges or try to get even. (Lev. 19:18)

The next 5 words sum up God's laws about holiness regarding how we treat people:  
**LOVE YOUR NEIGHBOR AS YOURSELF!** (Lev. 19:18)



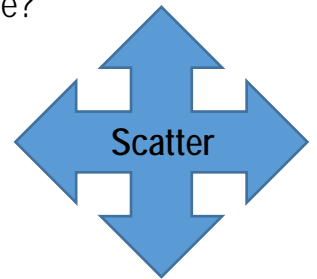
When you love other people the same way you love yourself, you will do to them what you want them to do to you – be kind, patient, loving, helpful, honest, and respectful.

Isn't God amazing! When we look at how He wants us to treat each other, we can see HIS HEART! How would you describe God's heart for people?

What happens if we don't obey God and decide we don't want to be holy?

Well, we can listen to the prophet Ezekiel. He told us that Israel decided to make idols, treat moms and dads poorly; they weren't helpful to strangers; they did not keep God's Sabbaths, they and cheated people.

(Ez. 22:1-16) Did God notice their behavior? Yes! God told them, I will scatter you among the nations. They would no longer live in the land of Israel- the Promised Land! And God did scatter them all over the world.



God is a wonderful Father – He disciplines His children, so they will obey. When His people obey, He can bless them. God always keeps His Word, and though He scattered His people, He also brought them back to live in the Land of Israel.

The prophet Amos tells us God's words saying: I will bring back the captives of My people Israel; they shall build the waste cities and inhabit them; they shall plant vineyards and drink wine from them; they shall also make gardens and eat fruit from them. I will plant them in their land, and no longer shall they be pulled up from the land I have given them. Says the LORD your God.

(Amos 9:14,15)

**AND GOD HAS DONE THIS IN OUR DAY!!**

Does God have consequences for disobedience? How has He kept His word to Israel?

So what does "holy" mean? Can you explain it?

Yeshua summed it up in the Brit Hadashah. Can you pick out the 3 most important things He wants us to do?

He said: The first of all the commandments is: Hear, O Israel, the LORD your God, the LORD is One. And you shall love the LORD your God with all your heart, with all your soul, with all your mind and with all your strength.

And the second is this: you shall love your neighbor as yourself. There is no other commandment greater than these. (Matthew 22:34-40)

Did you find these 3?

1. Hear and obey
2. Love God with all you are
3. Love and serve others



What does it mean to be Holy?



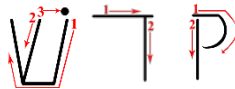
**TORAH (God's Teachings / Law) Leviticus 20:26 (CJB)**

Rather, you people are to be holy for Me; because I, ADONAI, am holy; and I have set you apart from the other peoples, so that you can belong to me.



What is Holy?

Kadosh



Means what follows



Means threshing


Hebrew/English	Read Hebrew Letters
Kadosh/ Holy	<p>Sheen      Dalet      Koof</p>
Write Hebrew	

Holy is what follows the threshing or what must be threshed (removed or separated) to have the usable part left.

How does being "Holy" apply to our lives?

What does it mean to be holy?

It means to be separate from what is ordinary or common.



If a group of children is making fun of someone and you don't make fun but you help instead.



In helping the one who had fallen, you would not be common, you would be special.

Draw or write about a time you were holy or separate from what is ordinary or common.



## TORAH (God's Teachings / Law) Leviticus 23:24-25

### Leviticus 23:24-25 Names of God Bible (NOG)

<sup>24</sup> "Tell the Israelites:

On the first day of the seventh month hold a worship festival. It will be a memorial day, a holy assembly announced by the blowing of rams' horns.

<sup>25</sup> Don't do any regular work. Bring a sacrifice by fire to *Yahweh*."



### Read Leviticus 23:24-25

Rosh Hashanah is scripturally known as Yom Teruah which means "Day of Blowing" and is commonly known as the Jewish New Year. This is the only feast day when the shofar is blown during the service 100 times.

1. Circle what they were not to do.
2. Circle what they were to bring To Yahweh.
3. Tell your neighbor what day was Rosh Hashanah.

The 100<sup>th</sup> blast is set apart and is known as the "Last Trump".

Rosh Hashanah occurs on the 1st and 2nd days of the month of Tishrei.

Rosh Hashanah lasts for two days, but it is referred to as one long day.

1. It is customary to eat apples dipped in honey to symbolize a wish for a good and sweet year.
2. It is also common to eat round challah to symbolize a crown that reflects our coronating God as the King of the world.
3. It is customary to greet each other by saying L'shanah tovah meaning "to a good year".
4. This is a shorter version of "L'shanah tovah tikatev v'taihatem" (or when addressing women, "L'shanah tovah tikatevi v'taihatemi"), which means "May you be inscribed and sealed for a good year."
5. Rosh Hashanah is a Holy Convocation in which no work is permitted.

## TORAH (God's Teachings / Law) Leviticus 23:26-27

### Leviticus 23:26-27 Names of God Bible (NOG)

<sup>26</sup> *Yahweh* spoke to Moses,

<sup>27</sup> "In addition, the tenth day of this seventh month is a special day for the payment for sins.

There will be a holy assembly. Humble yourselves, and bring *Yahweh* a sacrifice by fire.



**Yom Kippur** is the day of atonement for the nation of Israel and was the **only day** the High Priest could enter the Holy of Holies.

**Yom Kippur** is a Holy Convocation in which no work is permitted.

1. Yom Kippur is also a fast day. It is a complete 25-hour fast that begins at sunset on the evening before Yom Kippur and ends after sunset on the day of Yom Kippur.
2. It is customary to wear white on Yom Kippur to symbolize purity and cleanness from sin.



1. Do you have white clothes to wear for Yom Kippur? Yes or No
2. Tell your neighbor how you demonstrate (show) repentance.

## TORAH (God's Teachings / Law) Leviticus 23:39-42a

- <sup>39</sup> "However, on the fifteenth day of the seventh month, when you have gathered what the land produces, celebrate *Yahweh's* festival for seven days. The first and the eighth days will be worship festivals.
- <sup>40</sup> On the first day take the best fruits, palm branches, the branches of leafy trees and poplars, and celebrate in the presence of *Yahweh* your *Elohim* for seven days.
- <sup>41</sup> It is *Yahweh's* festival. Celebrate it for seven days each year. This is a permanent law for generations to come. Celebrate this festival in the seventh month.
- <sup>42</sup> Live in booths for seven days. Everyone born in Israel must live in booths.



### Read Leviticus 23:39-42a

Sukkot is also known as the Feast of Tabernacles. Sukkot begins on the 15th of Tishrei and last for 7 days.

The 1st and 8th days are Holy Convocations in which no work is permitted.

1. During Sukkot we are to "dwell in booths" or a sukkah for seven days. We dwell in booths to remind us of the temporary dwelling places in the wilderness. There are no laws in scripture pertaining to the specifics of how a sukkah must be built, just that it is temporary. Tradition however says it must have at least two and a half walls that will not blow away in the wind. The walls could be canvas, wood, bamboo, cornstalks, etc. And traditionally speaking you should be able to see stars through the ceiling. Many people also decorate their sukkah.
2. During Sukkot we are to also worship the Lord with what is known as The Four Species (Lev. 23:40).  
The Four Species are also known as the Lulav and Etrog. The Four Species are made up of an Etrog (a citrus fruit native to Israel, similar to a lemon), a palm branch, two willow branches and three myrtle branches. The six branches are bound together and are referred to as the Lulav.  
While holding the four species a blessing is said and the species is waved in six directions, East, South, West, North, Up and Down to symbolize God being everywhere.

1. Circle where we are to dwell (live) for seven days during Sukkot.
2. Circle what you should be able to see through the ceiling.

## TORAH (God's Teachings / Law) Leviticus 23:5

<sup>5</sup> "The fourteenth day of the first month, in the evening, is Yahweh's Passover.

Passover is the 14th day of the month Nissan.

Passover is celebrated in Jewish homes with a Seder.


1. The story of Passover is often recounted during the Seder and read from a Haggadah.
2. Traditionally symbolic foods like Charoset and Horseradish are eaten. The symbolic foods are placed on a specific plate called a Seder plate/tray.
3. No leavened foods are eaten during Passover.
4. The Passover Seder is a reminder to the families celebrating of their ancestors suffering in Egypt and of the miraculous deliverance from their bondage.

The first Passover (Pesach) Un-Leaven Bread was with Moses and the people of Israel in Egypt as slaves.

Exodus 12:1-4, 6-8, 12-13

Many generations later,  
Approximately 2000 after the 1<sup>st</sup> Passover  
Yeshua became our Passover Lamb.

Matthew 26:17-19, 26-28 Luke 22:7-20



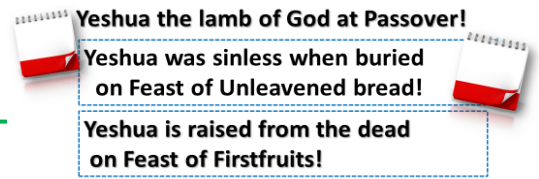
Draw a picture of you of your face  
when your sins are forgiven,  
and you are a child of God.

TODAY:

Titus 2:14 New King James Version (NKJV)

<sup>14</sup> who gave Himself for us, that He might redeem us from every lawless deed and purify for Himself His own special people, zealous for good works.

## TORAH (God's Teachings / Law) Leviticus 23:6-8



### Leviticus 23:6-8 Complete Jewish Bible (CJB)

- <sup>6</sup> On the **fifteenth day of the same month** is the festival of *matzah*; for seven days you are to eat *matzah*.
- <sup>7</sup> On the **first day you are to have a holy convocation**; don't do any kind of ordinary work.
- <sup>8</sup> Bring an offering made by fire to *ADONAI* for seven days. On the **seventh day is a holy convocation**; do not do any kind of ordinary work.'"



The Feast of Unleavened Bread begins on the 15th day of Nissan and lasts for 7 days.

The 1st and 7th days are Holy Convocations in which no work is permitted.

1. During the Feast of Unleavened Bread no food with leaven is eaten.
2. In the days leading up to Passover and the Feast of Unleavened Bread Jewish families clean their homes of any leaven so as not to cause defilement during the feast. The **unleavened bread** eaten during the feast is called **Matzo**. Matzo is pronounced like "Ma-tzah".

### Leviticus 23:10-14 New King James Version (NKJV)

<sup>10</sup> "Speak to the children of Israel, and say to them: 'When you come into the land which I give to you, and reap its harvest, then you shall bring a sheaf of **the firstfruits** of your harvest to the priest. <sup>11</sup> He shall wave the sheaf before the LORD, to be accepted on your behalf; **on the day after the Sabbath** the priest shall wave it. <sup>12</sup> And you shall offer on that day, when you wave the sheaf, a male lamb of the first year, without blemish, as a burnt offering to the LORD. <sup>13</sup> Its grain offering *shall be* two-tenths of an ephah of fine flour mixed with oil, an offering made by fire to the LORD, for a sweet aroma; and its drink offering *shall be* of wine, one-fourth of a hin. <sup>14</sup> You shall eat neither bread nor parched grain nor fresh grain until the same day that you have brought an offering to your God; *it shall be* a statute forever throughout your generations in all your dwellings.



The Feast of Firstfruits is a celebration of the barley harvest which began in the month of Nissan.

It was required of the Israelites to bring the first sheaf of their harvest to the Temple as a wave offering.

Feast of Firstfruits also begins the counting of the Omer leading up to Shavuot.

## TORAH (God's Teachings / Law) Leviticus 23:15-21



שבועות

Leviticus 23:15-21 Hebrews Names Version

15 You shall count to you from the next day after the Shabbat, from the day that you brought the sheaf of the wave-offering; seven Shabbat shall there be complete: 16 even to the next day after the seventh Shabbat shall you number fifty days; and you shall offer a new meal-offering to the LORD.

17 You shall bring out of your habitations two wave-loaves of two tenth parts [of an ephah]: they shall be of fine flour, they shall be baked with yeast, for first fruits to the LORD.

18 You shall present with the bread seven lambs without blemish a year old, and one young bull, and two rams:

they shall be a burnt offering to the LORD, with their meal-offering, and their drink-offerings, even an offering made by fire, of a sweet savor to the LORD.

19 You shall offer one male goat for a sin-offering, and two he-lambs a year old for a sacrifice of peace-offerings

20 The Kohen(priest) shall wave them with the bread of the first fruits for a wave-offering before the LORD, with the two lambs:

they shall be holy to the LORD for the Kohen.

21 You shall make proclamation on the same day; there shall be a holy convocation to you; you shall do no servile work:

it is a statute forever in all your dwellings throughout your generations


Shavuot is to take place exactly 7 Sabbaths (7x7=49) and 1 day or 50 days total from First fruits. In Hebrew Shavuot means "weeks". Shavuot is often called Pentecost which means "fifty" in Greek.

1. Shavuot, like First fruits, is a harvest festival in which the Israelites were to present an offering of new grain (in this case wheat) to the Lord in the Temple.
2. Today Shavuot is celebrated in Israel by reading the account of the giving of the Law in Exodus chapters 19 and 20.
3. The book of Ruth is also read because it is a book of harvest and redemption.
4. It is customary to eat dairy foods like cheese during Shavuot.

1. In the scripture above circle how many days they are to number before Shavuot.

2. What are they doing when they count the 50 days?

---



## What does it mean to be Holy?

### HAFTARAH (Prophets / Writings) Ezekiel 44:15-16, 23-24

15 But the Kohanim (priests) the Levites, the sons of Tzadok, who kept the charge of my sanctuary when the children of Yisra'el went astray from Me, they shall come near to Me to minister to Me; and they shall stand before Me to offer to Me the fat and the blood, says the Lord GOD:

16 they shall enter into My sanctuary, and they shall come near to My table, to minister to Me, and they shall keep My charge.

1. Circle what the priests could do because they were Holy or separated off to the Lord.

23 They shall teach my people the difference between the holy and the common, and cause them to discern between the unclean and the clean. 24 In a controversy they shall stand to judge; according to my ordinances shall they judge it: and they shall keep my laws and my statutes in all my appointed feasts; and they shall make my Shabbat holy.

2. Circle what the duties of the priests were.



EL SHADDAI MINISTRIES



## Teacher's Lesson Flow:

### On Mount Sinai (Behar) **בהר**

Leviticus 25:1-26:2 ~ Jeremiah 32:6-27 ~ 33:6-21 ~ Luke 20-22

#### Life Verse Practice: Luke 21:28 (NKJV)

28 But when these things begin to happen, look up, and lift up your heads, because your redemption is near.

5.

#### Reinforcing the WORD to Build "Banah" lives

- a. Prayer and Praise Words to Thank YHVH God.
- b. Review Life Verse: Luke 21:28
- c. Review Hebrew letters and vocabulary.
- d. How does holiness work in your life?
- e. How do you describe God's heart to others?
- f. What happens if we don't obey God and decide we don't want to be holy?

4.

#### New Testament "B'rit Chadashah"

- a. Yeshua's prophesy about Jerusalem  
- Luke 21: 20-22
- b. Looking to the future  
- Luke 21:28

#### Patterns of Blessings and Obedience

1.

**Start Here**

#### PRAISE "Hallel"

- a. Practice Prayer and Praise Words to the Lord  
Including the Fruit of the Spirit Definition and Hebrew Praise Word.
- b. Life Verse Practice
- c. Hebrew Writing Practice
- d. Read Story

3.

#### Prophets/Writings "Haftarah"

- a. Consequences of disobedience  
- Jeremiah 32:23, 26-30
- b. God's promise - Jeremiah 29:10

#### Children's work pages begin here!

2.

#### God's Teachings / "Torah"

- a. Rules of 7's Exodus 16: 23-29;  
Leviticus 25:20-22; 13-14 28, 54
- b. Hebrew - Yovel - Jubilee  
- Leviticus 19:18
- c. The promise of God  
- Leviticus 25:18-19

## Teacher's Special Instructions

We start with a lesson on the Hebrew language. We will both write and speak Hebrew.

We do this for two reasons:

- 1) All students are at the same level in learning a new language, and they enjoy it.
- 2) It gives the students a chance to learn biblical truths embedded in the original language of the Hebrew Scriptures (Old Testament). Start by pointing out they are used to reading from left to right, but Hebrew reads from right to left. They also will need to write Hebrew from right to left.

### Materials and Vocabulary:

- a. White board, black board or large easel and paper
- b. Markers
- c. Handouts or writing paper for the students
- d. Pens or pencils for the students
- e. The words used on their Hebrew writing pages are all words that are related to each individual lesson. Generally, a Hebrew word is chosen from the lesson and emphasized each week, both to teach character and increase understanding of the concepts being taught. New words will be in the box on the upper right of this page. Various names of God will also be taught in Hebrew.

#### New Hebrew words transliterated

Behar (On Mount)

Yobel (Jubilee)

Erets (Land)

### Preparation:

- a. Choose 2 or 3 Hebrew words from the Hebrew writing page(s). On the board, write the words in English and in the transliterated form given in the left column of the Hebrew writing page(s).
- b. Leave space to write the word in Hebrew.
- c. Explain that the letters they see on the page are written in book print like they might see on a sign, or that they would print themselves.

### Procedure:

- a. Demonstrate the writing procedure of two or three Hebrew words on the board. Have the students follow your directions on their work pages. Be sure to point out the special features of each letter.
- b. Then have the students try a few words on their own, or complete the rest of the page. The ability to finish the whole exercise will depend on how much time you have. (2 to 5 minutes time is needed to finish the page.)

Israeli street sign



**Games/Activities:** Normally games are played after children's work pages are complete.

You will continue to use the Counting the Omer activity and the teacher instructions at the end of this volume.

General game instructions are at the end of this volume.

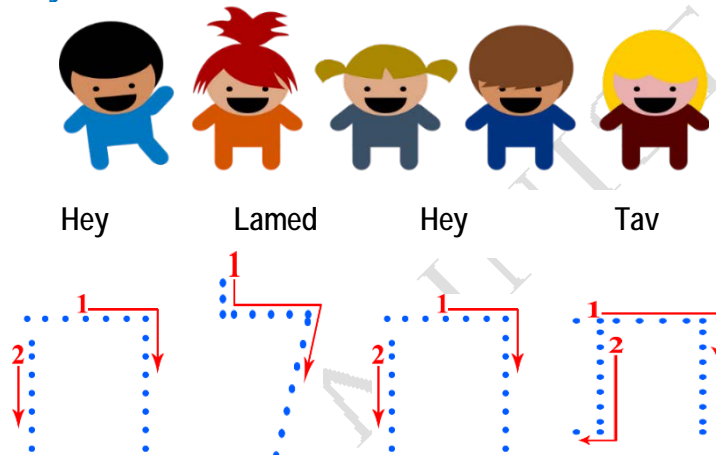
## Prayer and Praise Words (Thank you ...Bless you...)

**Gentleness:** Thank you, Yeshua, that I can **show tenderness** to those around me because **You taught me how** with Your life!

1. Let's thank God for one thing He has blessed you with this week.

Write your thank you here: \_\_\_\_\_

PRAISE is a way to THANK GOD for HIS Goodness to us and others.



Praise word: TEHILLAH

EXPRESS INSTRUCTION and ENCOURAGEMENT through Scripture.

Tehillah is derived from the word "Halal" and means the singing of Halals, singing scripture To instruction and encourage.

- **Tav** means sign, seal, covenant
- **Hey** means to behold or reveal
- **Lamed** means shepherd hook, control, authority
- **Hey** means to behold or reveal

Tehillah could mean: covenant beholds the authority revealed.

Psalm 119:171 (NKJV)

My lips shall utter praise (Tehillah), For You teach me Your statutes.

Life Verse Practice: Luke 21:28 (NKJV)

28 But when these things begin to happen, look up, and lift up your heads, because your redemption is near.

## Patterns to come close to God

Hebrew /English	<span style="font-weight: bold; color: blue;">Write and read Hebrew from right to left</span> <span style="color: red; font-weight: bold;">Start here</span>
Behar (On Mount)	<div style="display: flex; justify-content: space-around; font-weight: bold;"> <span>Aleph</span> <span>Reysh</span> <span>Koof</span> <span>Yood</span> <span>Vav</span> </div>
Practice Writing	
Yobel (Jubilee)	<div style="display: flex; justify-content: space-around; font-weight: bold;"> <span>Aleph</span> <span>Hey</span> <span>Veit</span> </div>
Practice Writing	
Erets (Land)	<div style="display: flex; justify-content: space-around; font-weight: bold;"> <span>Final Zsadee</span> <span>Reyesh</span> <span>Aleph</span> </div>
Practice Writing	

## On the Mountain ~ Behar בהר

Leviticus 25:1-26:2 ~ Jeremiah 32:6-27 ~ 33:6-21 ~ Luke 20-22



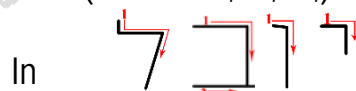
Do you remember how God brought His people out of Egypt? After that, He made them a nation. A nation needs laws so people know how to behave. God gave them the 10 Commandments. A nation needs a leader. God wanted to be their leader, so He had the people build Him a place to live called the Tabernacle. God's presence was there, in a cloud by day and fire by night! His people could SEE HIS PRESENCE and know where to go. God gave them a calendar, so they would know when to celebrate His Feast days. After they had been in the wilderness for 40 years, He gave them land, because every nation needs its own land. (Exodus)

In our Torah Portion, today, God reminds His people of something. He said, **The land is Mine**, and He told Moses to tell the people how to care for His land. WOW! What a privilege – taking care of God's own land. What did He want them to do?



Remember how God rested from His work on the 7<sup>th</sup> day after He'd created everything? He made the 7<sup>th</sup> day holy – set apart from all the others. (Gen.2:2,3) He wants us to rest on the seventh day of each week too! (Ex. 16:23-29)

And here is more about the #7. God said, the land is Mine, and **He wants the land to rest every 7 years**. In that 7<sup>th</sup> year, there is to be no planting and no harvesting. But what will people eat? God always takes care of us. He said, I will command My blessing on you in the 6<sup>th</sup> year, and it will bring forth **produce enough for 3 years!** (Lev. 25:4) And after 7 times 7 years (49), in the 50th year, there would be a **Jubilee**. In the Jubilee year, exciting things happened. Land was returned to the original owner, servants were set free and sent back to their families, and there was to be oppressing people with debt. (Lev.25:28,54,14,)



Hebrew, Jubilee is (Yovel –lamed, veit, vav, yood)

If you take the Hebrew meaning of each letter and the meaning of the word you have this sentence: The hand of the Son that was nailed will rule in the year of Jubilee!!

What do we learn about the year of Jubilee from this definition? What a great and awesome God we serve.

Who is like You, O Lord? (Ex. 15:11)

Do you like to be safe, live in a good place and have all you want to eat? Well, that's what God promised Israel! He promised if they would keep His Commandments and do them – then they would dwell in the land safely, and eat their fill! (Lev. 25:18,19) Do you see how we are partners with God?



Sadly, even though Our God had brought Israel out of Egypt with great miracles, and made them a nation, given them land and good laws, -- They chose NOT to follow god's laws. So, were there consequences for their choices? Let's fast forward to the prophet Jeremiah to find out.

Jeremiah saw the sad consequences of disobedience to God. (Jer.32::23) The Chaldeans came in to



their land, and there was war – people fighting with swords, famine – no food to eat, and pestilence – diseases that killed people. All this was happening because of disobedience, and the Israelites were being taken captive and forced to leave all they had and go live in a foreign land. (Jer. 32:23; 26)

God said He would make Jerusalem desolate – everything, even the Temple would be destroyed. (Jer. 19:8) All that God had warned happened. (Jer. 32:24)

But God is merciful and He brought his people back after 70 years. (Jer. 29:10) Why 70 years? Can you figure that out? How often was the land supposed to rest?


God is merciful; but sadly, the cycle of disobedience to His Commandments continued, and the Israelites were sent away from the land of Israel **and scattered all over the world.**

Amazingly, in our time, God has brought them back to Israel, and they will NEVER AGAIN LEAVE THIS LAND. (Jer. 32:37 and 33:6-21) However, Yeshua warned that there would be consequences for Israel's disobedience one more time. What will happen?

Jerusalem will be surrounded by armies and people who live there will flee – run for the mountains. (Lk. 21:20,22)

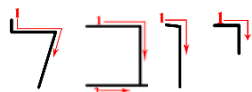
Yeshua said, these are the days of vengeance that all things which are written in His word will be fulfilled!

Now that is AMAZING (Lk.21:22)



And then He gave GREAT NEWS: He said, When you see these things happening, LOOK UP! FOR THE SON OF MAN, YESHUA – WILL BE COMING IN A CLOUD WITH POWER AND GREAT GLORY!

Now that is something to be excited about!  
Remember the word "Jubilee" in Hebrew?



(lamed,beit,vav,yod)

This will happen in a year of Jubilee – and the hand of the Son that was nailed will rule in the year of Jubilee!!!



TORAH (God's Instruction / Law) Leviticus 25:1-7 (NKJV)



And the LORD spoke to Moses on Mount Sinai, saying,

<sup>2</sup>“Speak to the children of Israel, and say to them: ‘When you come into the land which I give you, then the land shall keep a Sabbath to the LORD.

<sup>3</sup>Six years you shall sow your field, and six years you shall prune your vineyard, and gather its fruit; <sup>4</sup> but in the seventh year there shall be a Sabbath of solemn rest for the land, a Sabbath to the LORD. You shall neither sow your field nor prune your vineyard.

<sup>5</sup>What grows of its own accord of your harvest you shall not reap, nor gather the grapes of your untended vine, *for* it is a year of rest for the land. <sup>6</sup> And the Sabbath *produce* of the land shall be food for you: for you, your male and female servants, your hired man, and the stranger who dwells with you, <sup>7</sup> for your livestock and the beasts that *are* in your land—all its produce shall be for food.

The **land** should rest every 7 years



Do no planting or harvesting on the 7<sup>th</sup> year.

Circle the answers in the above scripture.


1. Six years you shall sow your field.
2. The seventh year there shall be a Sabbath of solemn solemn for the land, a Sabbath to the Lord.
3. You shall neither sow your field nor prune your vineyard. What grows of its own accord of your harvest you shall not reap nor gather the grapes of your untended vine, for it is a year of rest for the land.



TORAH (God's Instruction / Law) Leviticus 25:1-7 (NKJV)

The hand of the son that was nailed  
will rule in the year of Jubilee!!

Yovel = Jubilee



1. Unscramble the words for a message.

auhseY elur raey eleibuJ

\_\_\_\_\_ will \_\_\_\_\_ in the \_\_\_\_\_ of \_\_\_\_\_.

Leviticus 25:8-14 Complete Jewish Bible (CJB)

<sup>8</sup> "You are to count seven *Shabbats* of years, seven times seven years, that is, forty-nine years.

<sup>9</sup> Then, on the tenth day of the seventh month, on *Yom-Kippur*, you are to sound a blast on the *shofar*; you are to sound the *shofar* all through your land; <sup>10</sup> and you are to consecrate the fiftieth year, proclaiming freedom throughout the land to all its inhabitants. It will be a *yovel* for you; you will return everyone to the land he owns, and everyone is to return to his family. <sup>11</sup> That fiftieth year will be a *yovel* for you; in that year you are not to sow, harvest what grows by itself or gather the grapes of untended vines; <sup>12</sup> because it is a *yovel*. It will be holy for you; whatever the fields produce will be food for all of you. <sup>13</sup> In this year of *yovel*, every one of you is to return to the land he owns. <sup>14</sup> "If you sell anything to your neighbor or buy anything from him, neither of you is to exploit the other.

1. Underline what sound is heard all through the land?
2. Circle the exciting things that happened in a Jubilee year. (example below)
3. Circle how God promises to take care of us during the sixth year for the year of Jubilee?

In the Jubilee year exciting things happened. Land was returned to the original owner There was to be no oppressing people with debt. Servants were set free and sent back to their families



Do you like to be safe, live in a good place and have all you want to eat?



### TORAH (God's Instruction / Law) Leviticus 25:18-19

He promised if they would keep His Commandments and do them  
– then they would dwell in the land safely, and eat their fill!

<sup>18</sup> 'So you shall observe My statutes and keep My judgments, and perform them; and you will dwell in the land in safety. <sup>19</sup> Then the land will yield its fruit, and you will eat your fill, and dwell there in safety.

1. Circle what we must do so we can live in safety?
2. If we keep His judgments what will the land yield? (Circle)



So were there consequences  
for their choices?



### HAFTARAH (Prophets / Writings) Jeremiah 32:23 (NKJV)

<sup>23</sup> And they came in and took possession of it,  
but they have not obeyed Your voice or walked in Your law.  
They have done nothing of all that You commanded them to do;  
therefore, You have caused all this calamity to come upon them.

1. Circle why God was not happy with Israel's actions in His land.

HAFTARAH (Prophets / Writings) Jeremiah 32:37-41


<sup>37</sup> I will surely gather them from all the lands where I banish them in my furious anger and great wrath; I will bring them back to this place and let them live in safety.

<sup>38</sup> They will be my people, and I will be their God.

<sup>39</sup> I will give them singleness of heart and action, so that they will always fear me and that all will then go well for them and for their children after them.

<sup>40</sup> I will make an everlasting covenant with them: I will never stop doing good to them, and I will inspire them to fear me, so that they will never turn away from me.

<sup>41</sup> I will rejoice in doing them good and will assuredly plant them in this land with all my heart and soul.



Find and circle the answers

1. Yahweh promises to gather Israel back and let them live in \_\_\_\_\_.
2. They will be His \_\_\_\_\_ and He will be their \_\_\_\_\_.
3. Yahweh will rejoice in \_\_\_\_\_.



Jeremiah 29:10

<sup>10</sup> This is what *Yahweh* says: When Babylon's 70 years are over, I will come to you. I will keep my promise to you and bring you back to this place.

Israel will NEVER AGAIN  
LEAVE THIS LAND.

BRIT CHADASHAH (New Testament) Hebrews 9:11-15 (NKJV)

Yeshua warned that there would be consequences for Israel's disobedience one more time.

Yovel = Jubilee

יובל



This will happen in a year of Jubilee - and the hand of the Son that was nailed will rule in the year of Jubilee!!!

**Luke 21:20-22 (NKJV)**

<sup>20</sup> "But when you see Jerusalem surrounded by armies, then know that its desolation is near. <sup>21</sup> Then let those who are in Judea flee to the mountains, let those who are in the midst of her depart, and let not those who are in the country enter her. <sup>22</sup> For these are the days of vengeance, that all things which are written may be fulfilled.

1. What does consequence mean?

2. Though there will be consequences for disobedience what did Yeshua tell us to do? (CIRCLE the answer below)

<sup>25</sup> "There will be signs in the sun, moon and stars. On the earth, nations will be in anguish and perplexity at the roaring and tossing of the sea. <sup>26</sup> People will faint from terror, apprehensive of what is coming on the world, for the heavenly bodies will be shaken.

<sup>27</sup> At that time they will see the Son of Man coming in a cloud with power and great glory.

<sup>28</sup> When these things begin to take place, stand up and lift up your heads, because your redemption is drawing near."



**Barook (Blessing)** May Adonai bless you with the blessing of obedience to God's Laws.

(Teacher note: You can bless the students at the end of the class with this blessing as a whole group)

## Games and Activities Teacher Instructions

For each of the lessons one of the games has been suggested to re-enforce the theme of the lesson. We have used the following games in a variety of ways. You can use the game suggested or choose another which fits your students and your time frame.

A list of general games that can be used for any/all lessons is included at the end of this volume.

### COUNTING THE OMER

When this portion is usually read we are "Counting the Omer." This is the traditional countdown between First Fruit and Shavuot. We practice with the students and count the days as well as say the prayer and Psalm 67. The teacher instructions and the student activity page at the end of this volume.

1. Speak aloud the blessing.
2. Read Psalm 67 aloud.
3. Have the students draw hearts to count the days that have already passed adding one for this day.

### TIC TACK TOE

1. Compile a list of questions covering information you that the children have learned in the lesson.
2. Organize teams. If you have a large number of children, you can have several Tic Tack Toe grids being played at once. If possible keep the teams small in number - 3 to 4 children on a team gives each one more opportunity to answer a question and choose a box to put their X or O in.
3. Have large Tic Tack Toe grids on the board or large paper at front of room.
4. Alternate questions by team.
5. If correct answer is given the child answering puts an X or an O in the box they choose until one team has 3 of the same letter in a row and wins.

EL SHADDAI MINISTRIES

## Teacher's Lesson Flow:

In my statutes (Behcukotai) **בְּחֻקֹּתַי**

Leviticus 26:3-27:34~Genesis 22~Jeremiah 16:19-17:14~Luke 23:1-4,23:46

Life Verse: Jeremiah 16:10 (NKJV)

I, the Lord, search the heart, test the mind, even to give every man according to his ways, according to the fruit of his doings.

5.

Reinforcing the WORD to Build "Banah" lives

- Quickly review Prayer and Praise Words to Thank YHVH God.
- Review the Life Verse: Jeremiah 16:10
- Review the Hebrew letters and vocabulary.
- Is obeying God a way to serve HIM?
- How do you get back to serving God if you have made a wrong choice?
- Knowing that Yeshua died for you, how do you want to serve Him?
- Remember to Count the Omer each day!

**Start Here**

1.

PRAISE "Hallel"

- Practice Prayer and Praise Words to the Lord Including the Fruit of the Spirit Definition and Hebrew Praise Word.
- Life Verse Practice
- Hebrew Writing Practice
- Read Story

The  
Patterns of  
Serving  
God by  
Obedience

4.

New Testament  
"B'rit Chadashah"

- Yeshua is the alef-tav
- God's picture of what His Son would do - Revelation 13:8
- Jesus's obedience
  - Luke 23:1-2;
  - Luke 23:3-4, 46

3.

Prophets/Writings "Haftarah"

- Yahweh test the mind and heart of all for judging what they do
  - Jeremiah 16:10
- Redeemer of a foreigner –
  - Ruth 1 and 2

Children's work pages begin here!

2.

God's Teachings/Law – "Torah"

- God called Israel to be His servants.
  - Leviticus 25:55
- Obeying God is serving Him/Consequences
  - Leviticus 26:3-13
- Disobedience is a choice/Consequence
  - Leviticus 26:27-39; 42-45
- God's promise remembered
  - Genesis 22:11-12

## Teacher's Special Instructions

We start with a lesson on the Hebrew language. We will both write and speak Hebrew.

We do this for two reasons:

- 1) All students are at the same level in learning a new language, and they enjoy it.
- 2) It gives the students a chance to learn biblical truths embedded in the original language of the Hebrew Scriptures (Old Testament). Start by pointing out they are used to reading from left to right, but Hebrew reads from right to left. They also will need to write Hebrew from right to left.

### Materials and Vocabulary:

- a. White board, black board or large easel and paper
- b. Markers
- c. Handouts or writing paper for the students
- d. Pens or pencils for the students
- e. The words used on their Hebrew writing pages are all words that are related to each individual lesson. Generally, a Hebrew word is chosen from the lesson and emphasized each week, both to teach character and increase understanding of the concepts being taught. New words will be in the box on the upper right of this page. Various names of God will also be taught in Hebrew.

#### NEW HEBREW WORDS TRANSLITERATED

Zaacharti Veh (God will remember His  
Covenant)

Breeti (if people confess)

Yovel (Jubilee)

### Preparation:

- a. Choose 2 or 3 Hebrew words from the Hebrew writing page(s). On the board, write the words in English and in the transliterated form given in the left column of the Hebrew writing page(s).
- b. Leave space to write the word in Hebrew.
- c. Explain that the letters they see on the page are written in book print like they might see on a sign, or that they would print themselves.

### Procedure:

- a. Demonstrate the writing procedure of two or three Hebrew words on the board. Have the students follow your directions on their work pages. Be sure to point out the special features of each letter.
- b. Then have the students try a few words on their own, or complete the rest of the page. The ability to finish the whole exercise will depend on how much time you have. (2 to 5 minutes time is needed to finish the page.)

Israeli street sign



**Games/Activities:** Normally games are played after children's work pages are complete.

For this lesson work on learning the 10 commandments along with their corresponding letter and number. Start with trace and say page and then have them do the write it activity.



## Prayer and Praise Words (Thank you ...Bless you...)


**Patience:** I thank you Lord for the ability to **not be in a hurry** to have my own way because **Your Holy Spirit helps me wait.**

1. Let's thank God for one thing He has blessed you with this week.

Write your thank you here:

---

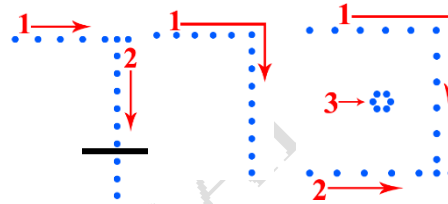
PRAISE is a way to THANK GOD for HIS Goodness to us and others.



Final Kaf

Reyesh

Bet



Praise word: Barak

EXPRESS Humility and Adoration



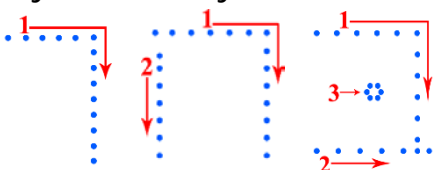
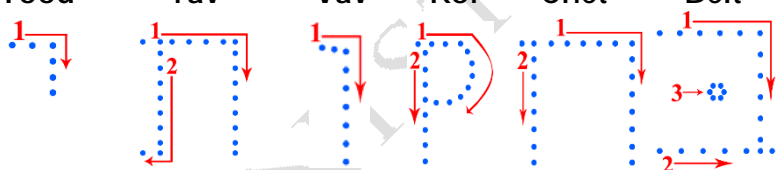
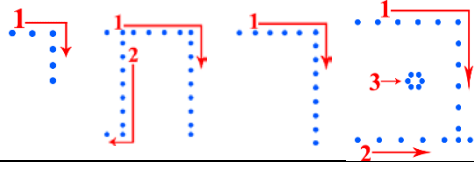
Barak means "to kneel down, to bless God as an act of adoration."

Psalm 95:6 (NKJV)



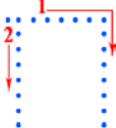
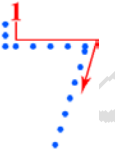
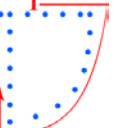

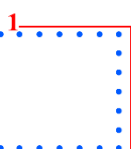


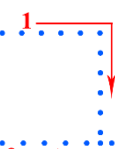
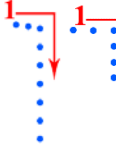
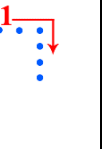
Oh come, let us worship and bow down; Let us kneel before the LORD our Maker.

Life Verse: Jeremiah 16:10 (NKJV)

I, the Lord, search the heart, test the mind, even to give every man according to his ways, according to the fruit of his doings.

Hebrew/English	 Write and read Hebrew from right to left.  Start here
Behar (On the Mountain)	<p>Reysh      Hey      Beit</p> 
Practice Writing	
Behcukotai (In My Statutes)	<p>Yood      Tav      Vav      Kof      Chet      Beit</p> 
Practice Writing	
Breeti (If people confess and turn back)	<p>Yood      Tav      Reysh      Beit</p> 
Practice Writing	

Obedience to God is important!

Hebrew /English	 <b>Write and read Hebrew from right to left</b>  <b>Start here</b>
Salach (Forgiveness)	<div style="display: flex; justify-content: space-around; align-items: center;"> <div style="text-align: center;"> <p>Chet</p>  </div> <div style="text-align: center;"> <p>Lamed</p>  </div> <div style="text-align: center;"> <p>Samech</p>  </div> </div>
Practice Writing	
Zaacharti (I remember)	<div style="display: flex; justify-content: space-around; align-items: center;"> <div style="text-align: center;"> <p>Reysh</p>  </div> <div style="text-align: center;"> <p>Kaf</p>  </div> <div style="text-align: center;"> <p>Zayin</p>  </div> </div>
Practice Writing	
Yovel (Jubilee)	<div style="display: flex; justify-content: space-around; align-items: center;"> <div style="text-align: center;"> <p>Lamed</p>  </div> <div style="text-align: center;"> <p>Veit</p>  </div> <div style="text-align: center;"> <p>Vav</p>  </div> <div style="text-align: center;"> <p>Yood</p>  </div> </div>
Practice Writing	

## Bechudotai – In My Statutes בְּחֻדוֹתַי

Leviticus 26:3-27:34; Jeremiah 16:19 – 17:14; Luke. 23,14



Does anybody want to be a slave? Of course, not! Slaves have no freedom. Everything slaves do is controlled by outside forces. Slaves cannot make their own choices. Servants, however, can choose to serve someone. Servants can choose to obey or disobey. God called the children of Israel to be his servants. (Lev. 25:55)

Do you think that obeying God is a way to serve Him? God tells us in advance what the consequences of obeying Him or disobeying Him will be.

Here are the consequences if you choose to obey God:  
You will be blessed.

There will be rain in your land which will produce good crops so you can eat all you want.

You will have peace in your land and sleep in safety without fear.

No evil beasts will live in your land.

It will take only 100 of you to chase out 10,000 enemies, and your enemies will fall.

And God said, I will walk among you and you will not be slaves!

Wow! The consequences of obedience are great!

(Lev. 26:3-13)

What happens if disobedience is the choice?

You will be chastened 7 times for your sins.

You will become so hungry, you will eat your own children.

Your cities will lay in ruins, and nothing will grow in your land.

You'll be scattered among nations, and your enemies will eat you up! (Lev. 26:27-39)


Can you find reasons why it is good to obey God?



If people made the wrong choices and sinned, how could they get their sins forgiven and get back to serving god? God told us how – He said, If people confess their sins and their unfaithfulness, then God will remember His covenant with Abraham, Isaac and Jacob! (Lev. 26:42-45)

He said this 3 times – that means it is very important!

In Hebrew it says:


  
 yod tav resh beit    tav alef    yod tav resh Koof zayin vav  
 (Veh zaacharti et breei)



The nail was in the hand and the sword pierced the One who is the head of all for My covenant. Yeshua is the alef-tav. The Son, who is the head of all, is My covenant.

Jeremiah the prophet said that the Gentiles shall come to You (Yeshua) from the ends of the earth, and God would cause them to know His hand and His might, and they shall know His name is the LORD. (Jer. 16:19b,21)


 - the hand behold, the nail behold

Yood Hey Vav Hey - This is the name of the LORD!



Was God painting a picture for us of what His Son would do? Had God planned long ago to send His Son to die for our sins? Yes!!


The Bible tells us that the Lamb was slain from the foundation of the world (Rev. 13:8) Before the world was ever created God knew that His Son, "the Lamb" would be crucified.

Remember how God said He would remember His covenant with Abraham, Isaac and Jacob if people asked forgiveness?

What did that mean? What was He remembering?

Well, God asked Abraham to sacrifice His promised son, Isaac.


And Abraham was obeying God and about to sacrifice his son when the Angel of the LORD called him from heaven and said, Abraham, Abraham – Do not lay your hand on the lad or do anything to him for now I know that you fear God, since you have not withheld your son, your only son from Me. (Gen. 22:11,12)



Do you see how Abraham was willing to obey and give his only son when God asked? God was also willing to give His only Son to die for our sins. (Jn.3:16) Both Isaac, Abraham's son and Yeshua, God's Son, also chose to obey their fathers!

When Yeshua, God's son was on earth he obeyed God, His Father and endured very hard times. Even though He had only done good and had never sinned, he was humiliated. A whole multitude of people began to accuse Him – shouting out things that were not true, as they led Him to Pilate. (Lk.23:1,2) Pilate, asked Yeshua if He was King of the Jews? (Lk. 23:3,4) Yeshua answered, It is as you say!

He is King of the Jews? Pilate could find no fault in him.



Even though He was sinless, the people cried out – Crucify Him!! And they did crucify Him on a cross on the hill of Calvary. (Lk. 23:46)

But that is not the end of the story because HE ROSE FROM THE DEAD ON THE 3<sup>rd</sup> DAY and, He lives forever, so we can ask for forgiveness and draw close to God!



Knowing that Yeshua died for you, how do you want to serve Him.



Does anybody want to be a slave?

Everything slaves do is controlled by outside forces.



Leviticus 25:55

Servants, however, can choose to serve someone.

They can choose to obey or disobey!

God called the children of Israel to be His servants.

Do you serve God? YES or NO



Can you find the honor in serving God? YES or NO

Draw pictures or list ways that you can serve God.



TORAH (God's Teachings/Law) Leviticus 26:3-17 (CJV)

1. Circle what the consequences were for obeying

<sup>3</sup> "If you live by My regulations, observe My *mitzvot* (Commandments) and obey them;

<sup>4</sup> then I will provide the rain you need in its season, the land will yield its produce, and the trees in the field will yield their fruit.



<sup>5</sup> Your threshing time will extend until the grape harvest, and your grape harvesting will extend until the time for sowing seed.

You will eat as much food as you want and live securely in your land.



<sup>6</sup> "I will give *shalom* in the land — you will lie down to sleep unafraid of anyone.

I will rid the land of wild animals. The sword will not go through your land.



<sup>7</sup> You will pursue your enemies, and they will fall before your sword.

<sup>8</sup> Five of you will chase a hundred, and a hundred of you will chase ten thousand— your enemies will fall before your sword.



<sup>9</sup> "I will turn toward you, make you productive, increase your numbers and uphold My covenant with you. <sup>10</sup> You will eat all you want from last year's harvest and throw out

what remains of the old to make room for the new. <sup>11</sup> I will put My tabernacle among you, and I will not reject you, <sup>12</sup> but I will walk among you and be your God, and you will be my

people. <sup>13</sup> I am *ADONAI* your God, who brought you out of the land of Egypt, so that you would not be their slaves. I have broken the bars of your yoke, so that you can walk

upright. Leviticus 26:3-17 Complete Jewish Bible (CJB)



2. Tell about the good consequences for obedience you have had in your house.

3. Tell about the good consequences for obedience you have had at school or in this class.



TORAH (God's Teachings/Law) Leviticus 26:14-17

1. Circle what the consequences were for disobeying God.

<sup>14</sup> But if you do not obey Me, and do not observe all these commandments, <sup>15</sup> and if you despise My statutes, or if your soul abhors My judgments,  
so that you do not perform all My commandments, but break My covenant,

<sup>16</sup> I also will do this to you:

I will even appoint terror over you, wasting disease and fever which shall consume the eyes and cause sorrow of heart.

And you shall sow your seed in vain, for your enemies shall eat it.

<sup>17</sup> I will set My face against you, and you shall be defeated by your enemies.

Those who hate you shall reign over you, and you shall flee when no one pursues you.

Consequence is what happens after you obey or disobey.

2. Do you have consequences for disobedience in your house? YES or NO

3. Do you have consequences for disobedience at school / class? YES or NO

4. What can you do to help stop yourself (self-control) from disobeying God and others?



Listen carefully to instructions.




Choose to do right.

5. Draw or list some good consequences you have experienced.

**HAFTARAH (Prophets / Writings) Jeremiah 16:19-21 (NKJV)**

O LORD, my strength and my fortress,  
My refuge in the day of affliction,  
The Gentiles shall come to You  
From the ends of the earth and say,  
"Surely our fathers have inherited lies,  
Worthlessness and unprofitable *things*."




<sup>20</sup> Will a man make gods for himself,  
Which *are* not gods?  
<sup>21</sup> "Therefore behold, I will this once cause them to know,  
I will cause them to know  
My hand and My might;  
And they shall know that My name *is* the LORD.

1. Who is it that the Gentiles will come to?  
\_\_\_\_\_
2. Whose hand is this prophecy about?  
\_\_\_\_\_
3. What is the Hebrew name of the Lord that the Gentiles will know?  
\_\_\_\_\_



Remember how God said He would remember His covenant with Abraham, Isaac and Jacob if people asked forgiveness?

Abraham was obeying God, ready to sacrifice his son.




Genesis 22:11-12




The angel said do not lay a hand on the lad.

God was also willing to give his only Son to die for our sins.



Both Isaac, Abraham's son and Yeshua, God's son, also chose to obey their fathers!

Brit Chadashah (New Testament) Mark 7:7-10, 8:29-30




Yeshua, God's Son obeyed God, His father.

He was sinless but they cried crucify him!

A multitude of people accused Him.



Luke 23:1-2



Luke 23:46



He rose from the dead on the 3<sup>rd</sup> day and lives forever.

We can ask for forgiveness and draw close to God!

1. Turn to a neighbor or go to a family member and explain how Yeshua and Isaac were both obedient to their fathers though it was hard.
2. Explain to them how because of Yeshua's death and resurrection we can draw close to God.

Knowing that Yeshua died for you, how do you want to serve Him?



**Barook (Blessing) May Yeshua bless as you remember, with God all things are possible.**

(Teacher note:

You can bless the students at the end of the class with this blessing as a whole group or individually.)

## Games and Activities Teacher Instructions

For each of the lessons one of the games has been suggested to re-enforce the theme of the lesson. We have used the following games in a variety of ways. You can use the game suggested or choose another which fits your students and your time frame.

A list of general games that can be used for any/all lessons is included at the end of this volume.

### COUNTING THE OMER

When this portion is usually read we are "Counting the Omer." This is the traditional countdown between First Fruit and Shavuot. We practice with the students and count the days as well as say the prayer and Psalm 67. Activity page is at the end of this volume.

1. Speak aloud the blessing.
2. Read Psalm 67 aloud.
3. Have the students draw hearts to count the days that have already passed adding one for this day.

### EACH ONE WRITE ONE

1. Form teams.
2. Have each team member write a question about the lesson on a 3x5 card or piece of paper. (Older children can assist younger children on their team who may need help with this.)
3. Pass all the questions in. The teacher reads one team's questions to the other team – one member at a time answers the question.
4. 1,000 points is awarded for each correct answer.
5. The first team to have 10,000 points wins

## General Games and Activities Teacher Instructions

For each of the lessons one of the games has been suggested to re-enforce the theme of the lesson. We have used the following games in a variety of ways. You can use the game suggested or choose another which fits your students and your time frame.

A list of general games that can be used for any/all lessons is included at the end of this volume.

### 10 "Words"/Commandment Games

There are (4) "10 Words/Commandment" games each focused on emphasis the Letter, Name, Number or Commandment.

1. Trace and say page which can also be cut up and used as a scramble and match game.
2. The Commandment game has the students choose the correct letter and put it into the space that matches the commandment and name.
3. On the third page, they choose and write or paste in the name of the letter into the space corresponding to the letter and Commandment.
4. They write in or paste the correct commandment which matches the Hebrew letter.

### Games and Activity suggestions (To be used with any/all lessons)

These suggestions are games which are noted in the lesson plans. You can use them as suggested or change them up to fit you, your students and your time frame. The directions are included in each game.

**Tic Tack Toe** is an easy to do game which reviews the lesson just taught. You will need to create the questions for the game from the lesson. This can be used either at the end of the lesson as a review or the beginning of the next lesson to remind the students of what they have learned.

**Ring Toss (or ball in the basket)** is fun for students and gets them moving. You will need either rings or a ball and basket for the game. You will also need to create the questions based on the lesson you are reviewing.

**Each one write one** is a game that works well with the older students. The students write the questions with this one and then the opposing team tries to answer them. This takes a bit of time and you may have to be ready to give some starting suggestions. You could have them make up the questions at the end of a class as a review and play the game as a start for the next class.

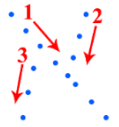
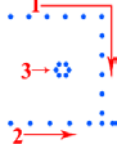
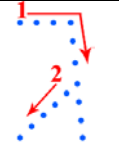
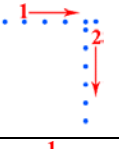
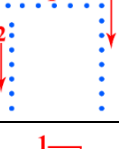
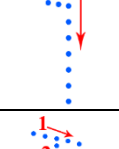
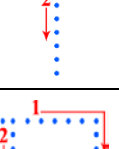
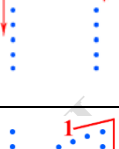
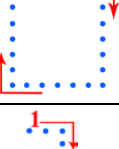

**Scavenger Hunt** is fun for all. You will need to have questions written in large letters on paper which are taped on the walls around the room and then answers on separate pieces of paper for the teams to match to the questions.

**Build Bob** is a game that is used to review several lessons at a time. You create the questions and the teams. You will need to have a chalkboard and chalk or large paper and marker which is posted so all can see.

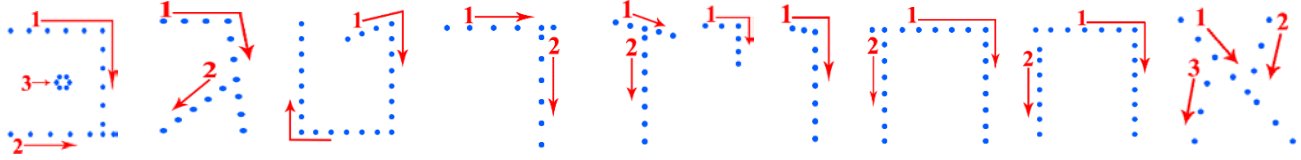
**Skits**, this can be done with any of the lessons and the students love to act out the stories. This helps keep them active and engaged. Creating and performing the scenes allows the students to teach each other and can replace the story portion or just sections of the lesson to get students up and moving. Make sure that all students are involved in some aspect during the lesson.

## Aleph-Bet and 10 "Words" Commandments

Trace each Hebrew letter and Say Letter, Number and Commandment.

Letter	Name	Number	Commandment
	Aleph	1	I AM the Lord your God
	Bet	2	You shall have no other gods before ME
	Gimmel	3	You shall not take the name of the Lord your God in vain
	Dalet	4	Remember the Sabbath Day and keep it holy
	Hey	5	Honor your father and mother
	Vav	6	You shall not murder
	Zayin	7	You shall not commit adultery
	Chet	8	You shall not steal
	Tet	9	You shall not bear false witness
	Yood	10	You shall not covet

10 "Words" Commandments - Write Letter for Commandment.

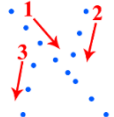
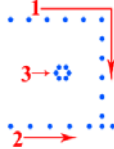
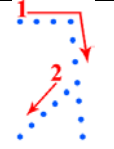

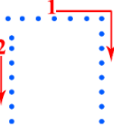

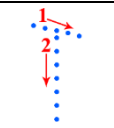
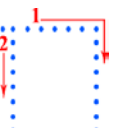
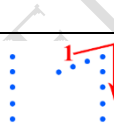
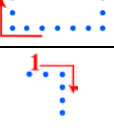


Letter	Name	Number	Commandment
	Aleph	1	I AM the Lord your God
	Bet	2	You shall have no other gods before ME
	Gimmel	3	You shall not take the name of the Lord your God in vain
	Dalet	4	Remember the Sabbath Day and keep it holy
	Hey	5	Honor your father and mother
	Vav	6	You shall not murder
	Zayin	7	You shall not commit adultery
	Chet	8	You shall not steal
	Tet	9	You shall not bear false witness
	Yood	10	You shall not covet



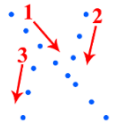
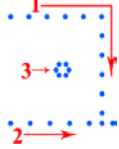
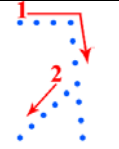
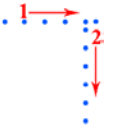
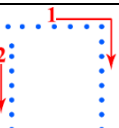
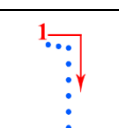
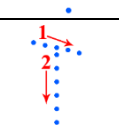

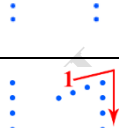
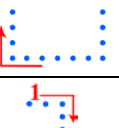
## 10 "Words" Commandments

Write the correct Name of the Hebrew letter for Commandment.

Chet	Hey	Tet	Vav	Gimmel	Zayin	Bet	Yood	Aleph	Dalet
Letter	Name	Number	Commandment						
		1	I AM the Lord your God						
		2	You shall have no other gods before ME						
		3	You shall not take the name of the Lord your God in vain						
		4	Remember the Sabbath Day and keep it holy						
		5	Honor your father and mother						
		6	You shall not murder						
		7	You shall not commit adultery						
		8	You shall not steal						
		9	You shall not bear false witness						
		10	You shall not covet						

## 10 "Words" Commandments

### 10 "Words" Commandments – Write the Commandment for Each Letter

Letter	Name	Number	Commandment
	Aleph	1	
	Bet	2	
	Gimmel	3	
	Dalet	4	
	Hey	5	
	Vav	6	
	Zayin	7	
	Chet	8	
	Tet	9	
	Yood	10	

**Answer Key for Commandments**

Note:

You use as a writing activity

or

cut into separate strips and use  
as a match game or paste activity

I AM the Lord your God

You shall have no other gods before ME

You shall not take the name of the Lord your God in vain

Remember the Sabbath Day and keep it holy

Honor your father and mother

You shall not murder

You shall not commit adultery

You shall not steal

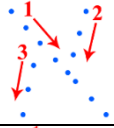
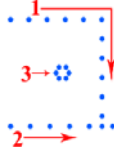
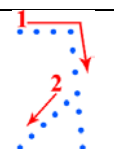
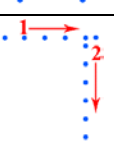
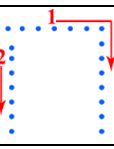

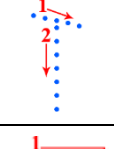

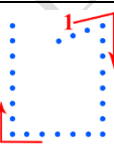
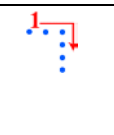
You shall not bear false witness

You shall not covet

EL SHADDAI MINISTRIES

## 10 "Words" Commandments – Scramble Game

(Cut into separate squares and allow students to assembly one commandment at a time.  
Student can ring bell or all stand up when they have a commandment matched up)

Letter	Name	Number	Commandment
	Aleph	1	I AM the Lord your God
	Bet	2	You shall have no other gods before ME
	Gimmel	3	You shall not take the name of the Lord your God in vain
	Dalet	4	Remember the Sabbath Day and keep it holy
	Hey	5	Honor your father and mother
	Vav	6	You shall not murder
	Zayin	7	You shall not commit adultery
	Chet	8	You shall not steal
	Tet	9	You shall not bear false witness
	Yood	10	You shall not covet

EL SHADDAI MINISTRIES

## GAMES AND ACTIVITY SUGGESTIONS

It is important to keep the children involved in the lessons. God's Word is not a lecture, it is alive and vibrant – full of action and love. It is the goal of this curriculum to pass on a love and a desire to keep coming back for more of God's Word. It is with this goal in mind that we encourage you to use games, skits, songs, flagging and in general have fun. The more involved in the lessons, the more they will learn, and learn to love the Word!

The following are generic games that can be adapted to any of these lessons. Please Feel free to add to these suggestions and make them your own.

### TIC TACK TOE

1. Compile a list of questions covering information you that the children have learned in the lesson.
2. Organize teams. If you have a large number of children, you can have several Tic Tack Toe grids being played at once. If possible keep the teams small in number - 3 to 4 children on a team gives each one more opportunity to answer a question and choose a box to put their X or O in.
3. Have large Tic Tack Toe grids on the board or large paper at front of room.
4. Alternate questions by team.
5. If correct answer is given the child answering puts an X or an O in the box they choose until one team has 3 of the same letter in a row and wins.

### RING TOSS (OR BALL IN THE BUCKET)

\*\*\*\*For this game you will need any of the following materials:

Plastic rings to toss around bottles or pegs or cones.

If you can't find plastic rings, you could use light-weight foam balls and throw them in a bucket or a box. Compile a list of questions from the lesson.

1. Choose teams
2. Kids take turns tossing the ring or the ball. If the toss is successful, they get to answer a question. Younger children should stand closer to the target.
3. The first team to answer 5 questions correctly wins. (Keep track of correct answer by marking lines on the board or on large paper.)

### EACH ONE WRITE ONE

1. Form teams.
2. Have each team member write a question about the lesson on a 3x5 card or piece of paper. (Older children can assist younger children on their team who may need help with this.)
3. Pass all the questions in. The teacher reads one team's questions to the other team – one member at a time answers the question.
4. 1,000 points is awarded for each correct answer.
5. The first team to have 10,000 points wins!

## SCAVENGER HUNT

1. Divide into small teams – 2 to 3 children per team. Give each team a name or number.
2. Around the room, have answers to questions written out on 8 1/2 by 11 paper. Use large print that is easy to read.
3. Tape the questions around the room on the walls or on chair backs, etc.
4. Write out the answers on 8 1/2 x 11 paper and hand them out. No one can look at the questions or answers until you say, "Go"! (Be sure the team numbers or names are written on the back of the answers.)
5. Each team captain has tape.
6. As soon as the team finds the correct answer(s) to the question(s) they have, they tape it under the question.
7. The first team to have the largest number of matching questions and answers wins.

## BUILD BOB

1. Have a list of questions from the current or the past several lessons.
2. Divide the class into even teams.
3. Ask alternating teams a question. The teams can discuss the answer if they need to. For each correct answer, the team gets to draw a "body part" on the board. The "drawings" consist of stick figures with a round head.
4. There are 6 body parts to be a complete "Bob" – the head, the body, two arms and two legs – If you want the game to go longer, hands and feet can be added. The first team to build Bob wins.

## SKITS

It is always fun to have kids "act out" a part of the day's teaching that has a lot of action in it. "Props" for skits can be purchased at garage sales, 2<sup>nd</sup> hand stores or friends who may be cleaning out their childrens' closets. Items like stuffed animals, robes, crowns, walking sticks, etc. are fun to have on hand.

You can read the part of the story as the children act it out – OR - you can write a simple dialogue that the children can read and act out.



## Teacher Instructions for Counting the Omer

The first day you will want to explain and introduce this activity. Here is some information you can share with your students so that they understand what and why they are doing this activity. We are counting down to the day of Pentecost. For the Jewish people, it is the celebration of receiving Torah (God's instructions.) For Christians Pentecost is the day that the Disciples received the Holy Spirit and we now celebrate the Word and the Holy Spirit.

### What is the Omer?

1. The Omer is a 50 day count from First Fruits to Pentecost. (Shavuot) (Lev. 23:15, 16)
2. There was no set date for First Fruits like there is for Passover only that it is on the first Sunday after the first day of Unleavened Bread.
3. Pentecost or Shavuot also does not have a specifically set date. That is why the Omer was needed to number the correct amount of days between First Fruits and Pentecost.

Directions for using the counting the omer worksheet in class.

1. Start by having the students draw or paste hearts in the boxes up to the current number of days. Ask them "what day of the omer is today?" (to save time you may draw all but the current day.)
2. Have them draw their heart on that day.
3. Speak aloud the Blessing provided on the worksheet.
4. Read Psalm 67 together aloud.
5. Thank God for salvation in Yeshua (Jesus) and the Gift of the Holy Spirit!



EL SHADDAI MINISTRIES

BRIT CHADASHAH: Acts 2:1-4,6, 8

When the Day of Pentecost (Shavuot) had fully come, they were all with one accord in one place. <sup>2</sup> And suddenly there came a sound from heaven, as of a rushing mighty wind, and it filled the whole house where they were sitting.

<sup>3</sup> Then there appeared to them divided tongues, as of fire, and *one* sat upon each of them.


<sup>4</sup> And they were all filled with the Holy Spirit and began to speak with other tongues, as the Spirit gave them utterance.

<sup>6</sup> And when this sound occurred, the multitude came together, and were confused, because everyone heard them speak in his own language.

<sup>8</sup> And how *is it that* we hear, each in our own language in which we were born?



"Weeks" Shavuot  
"50" Pentecost



TORAH: Leviticus 23:15-16 (NKJV)

<sup>15</sup> 'And you shall count for yourselves from the day after the Sabbath, from the day that you brought the sheaf of the wave offering: seven Sabbaths shall be completed.

<sup>16</sup> Count fifty days to the day after the seventh Sabbath; then you shall offer a new grain offering



What is the Omer? The Omer is a 50-day count from First Fruits to Pentecost (Shavuot). (Lev. 23:15, 16) There was no set date for First Fruits like there is for Passover only that it is on the first Sunday after the first day of Unleavened Bread. Pentecost or Shavuot also does not have a specifically set date. That is why the Omer was needed to number the correct amount of days between First Fruits and Pentecost.

How to count the Omer?

The Omer is counted every evening after nightfall. Before counting though, we stand and say the following blessing. **Speak Aloud the Blessing and Psalm 67 with God's Family and your friends.**

"Blessed are You, LORD our God, King of the Universe who has sanctified us with His commandments and commanded us concerning the counting of the Omer." Today is the \_\_\_\_\_ day of the Omer."

Blessed are You, O Lord our God, King of the universe, who has sanctified us by Your commandments and commanded us to be a light unto Your nations and has given us Yeshua our Messiah, the light of the world.

Psalm 67: May God be merciful to us, and  **bless us, and cause His face to shine on us.** Selah.

So that **Your way may be known** on earth, **Your salvation** among all nations. **Let the nations praise You,** O God; let all the nations thank You. O let the nations be glad and sing for joy; for You shall judge the peoples righteously and govern the nations on earth. Selah. Let the nations give thanks to You, O God; let all the nations praise You. The earth shall yield its increase; and God, our own God, shall bless us. God shall bless us; and all the ends of the earth shall fear Him. **(Thank Yeshua for the forgiveness of your sins.)**